

Transmitter Flat 318LIPW4CK

Community Controls



Manual



Thank you for choosing a Community Controls product. Please read this manual carefully before using the product.
Made in Italy. Copyright © 2012 by Community Controls.

CONTENTS

1 - TRANSMITTER OVERVIEW

- 1A- General information
- 1B- Technical specifications
- 1C- Main components

2 - TRANSMITTER TEST

3 - OPENING AND CLOSING THE CASE

4 - BATTERY ACCESS

5 - TROUBLESHOOTING

1A- General Information

The Community Controls Chameleon transmitter is designed for use with gates and door automation systems. It is made through a high-technological, three-injection molding process and is water resistant. The Chameleon is available in many different inter-changeable colorful plastic covers.

The Community Controls - 318 R receiver, which operates with this transmitter has a Wiegand 26-bit format output, the receiver will operate any type of access control system equipped to accept a 26-bit Wiegand input. The CR2032 lithium batteries have a shelf life of about 6 months. The product fully complies with Part 15 of FCC Regulations and the European Directives 1999/5/CE.

1B - Technical Specifications

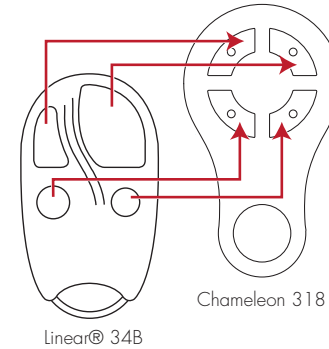
Operating frequency	318 MHz
Number of keys:	4
Battery:	1 x 3V lithium batteries CR2032
Battery life:	18 - 24 months
Protocol:	Linear® compatible
Number combinations:	65,536
Different Facilities codes	16
Operating temperature:	14°F ÷ +131°F (-10°C ÷ +55°C)
Overall dimensions:	2.48" x 1.27" x 0.417"
Weight:	1 oz. (20 gr.)

The Chameleon has covers available in the following colors:



- black
- white
- gray
- magenta
- blue
- green
- orange
- red

1C - Main Components



2 - TRANSMITTER TEST

Press any button on the front of the transmitter and verify that the LED light illuminates. The LED light flashes when the battery is low. When replacing the battery, ensure the battery polarity is correct as shown in Figure D.

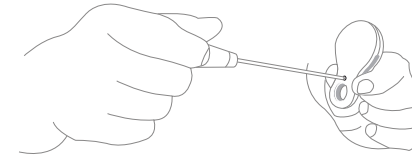
To memorize the transmitter to the receiver, please check the instructions on the receiver. The Chameleon is compatible with 318 MHz frequency receivers.

3 - OPENING AND CLOSING THE CASE

IMPORTANT: Always open and close the case using the following instructions to avoid damaging the casing.

1. Using a screwdriver, remove the screw on the bottom of the case. See Figure A.

Figure A



2. carefully lift the top cover from the back, leaving a small gap (0.2 in or 0.5 cm). See Figure B. Then gently push forward the front cover. See Figure C. Do not open trying to force the front of the transmitter. See Figure D.

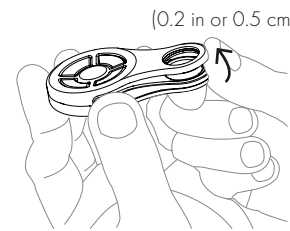


Figure B

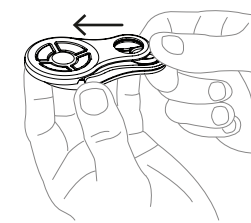


Figure C

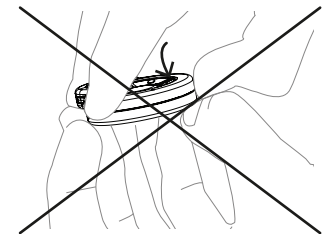


Figure D

3. After opening the case, remove the electronic board containing the battery. See Figure E.

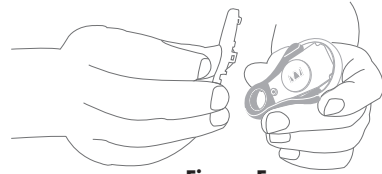


Figure E

4. To close the case, place the metal insert in its slot on the bottom of the case, then replace the electronic board inside. Align the top cover of the case with the bottom loop. See Figure F. Check that both the upper clips are aligned, then press together the two sides. See Figure G. Replace the screw on the bottom of the case. See Figure H. **NOTE: Never force the case closed.**

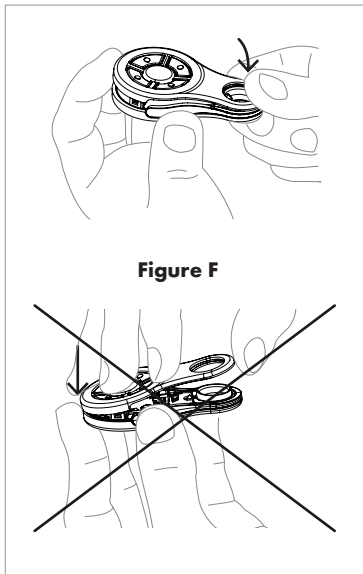


Figure F

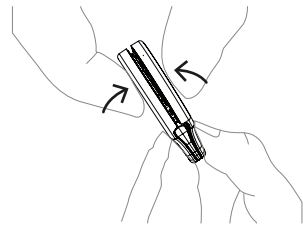


Figure G

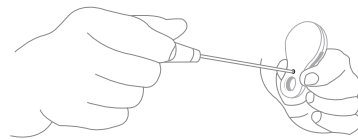


Figure H

4 - BATTERY ACCESS

Replacing the Battery: Place the new battery with the negative facing down, towards the electronic board. See Figure I.

NOTE: Please dispose of batteries correctly, they are hazardous waste. Always use the proper battery, using a non-equivalent battery may cause damage to the transmitter.

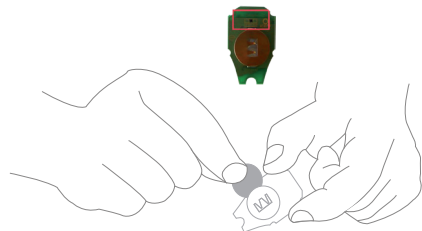


Figure I

5 - TROUBLESHOOTING

Problem	Solution
The system does not receive the transmitter signal. The transmitter led is OFF. The transmitter led is blinking. The operating range is reduced.	Replace the transmitter battery
The system does not receive the transmitter signal. The transmitter led is ON.	Check the power supply of the receiver

NOTICE

This device complies with part 15 of the FCC rules and Industry Canada ICES-003. Operating is subject to the following two conditions: (1) This device may not cause harmful interference, and (2) this device must accept any interference received, including interference that may cause undesired operation. Any changes or modifications not expressly approved by Community Controls could void the user's authority to operate the equipment.

IMPORTANT! Any changes or modifications not expressly approved by Community Controls could void the user's authority to operate this equipment.

WARRANTY

The warranty period of Community Controls Chameleon transmitters is twenty-four (24) months. This warranty shall begin on the date the transmitter is manufactured. During the warranty period, the product will be repaired or replaced (at the sole discretion of Community Controls) if the product does not operate correctly due to a defective component. This warranty does not extend to (a) the transmitter case, which can be damaged by conditions outside the control of Community Controls, or (b) battery life of the transmitter. This warranty is further limited by the following disclaimer of warranty and liability:

EXCEPT AS SET FORTH ABOVE, COMMUNITY CONTROLS MAKES NO WARRANTIES REGARDING THE GOODS, EXPRESS OR IMPLIED, INCLUDING WARRANTY OF MERCHANTABILITY OR WARRANTY OF FITNESS FOR A PARTICULAR PURPOSE. BUYER MAKES NO RELIANCE ON ANY REPRESENTATION OF COMMUNITY CONTROLS, EXPRESS OR IMPLIED, WITH REGARD TO THE GOODS AND ACCEPTS THEM "AS-IS/WHERE-IS". COMMUNITY CONTROLS SELLS THE GOODS TO BUYER ON CONDITION THAT COMMUNITY CONTROLS WILL HAVE NO LIABILITY OF ANY KIND AS A RESULT OF THE SALE. BUYER AGREES THAT COMMUNITY CONTROLS SHALL HAVE NO LIABILITY FOR DAMAGES OF ANY KIND, WHETHER DIRECT, INCIDENTAL OR CONSEQUENTIAL DAMAGES, INCLUDING INJURIES TO PERSONS OR PROPERTY, TO BUYER, ITS EMPLOYEES OR AGENTS, AS A RESULT OF THE SALE. BUYER ALSO AGREES TO HOLD COMMUNITY CONTROLS HARMLESS FROM ANY CLAIMS BUYER, OR ANY THIRD PARTY, MAY HAVE AS A RESULT OF BUYER'S USE OR DISPOSAL OF THE GOODS. BUYER HAS READ THIS DISCLAIMER AND AGREES WITH ITS TERMS IN CONSIDERATION OF RECEIVING THE GOODS.



800-28GATES
2500 South 3850 West, Suite A • Salt Lake City, UT 84120
800-284-2837 • 800-867-3637 Fax
www.communitycontrols.com