

Thank you for choosing a Transmitter Solutions product.
Please read this manual carefully before using the product.
Made in China. Copyright © 2007 by Transmitter Solutions.

CONTENTS

- 1 - TRANSMITTER OVERVIEW
 - 1A - General information
 - 1B - Technical specifications
 - 1C - Main components
- 2 - CODING
- 3 - OPERATION
- 4 - BATTERY ACCESS
- 5 - TROUBLESHOOTING

1A - General information

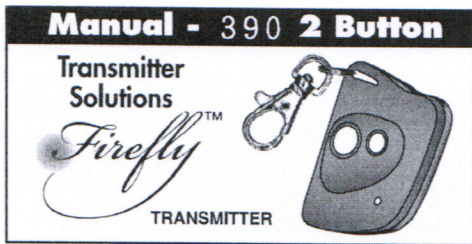
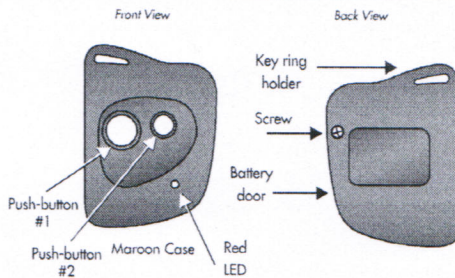
The Transmitter Solutions - Firefly™ Transmitter is a very small (1/2" x 1-7/8" x 1-1/2") key chain style wireless transmitter operating at 390 MHz. The Firefly™ achieves its small size by using state-of-the-art, surface mount components. It has been designed for use with and is compatible with all dip switch receivers operating at a 433 frequency, including all Transmitter Solutions dip switch digital receivers.

The A23 battery has a shelf life of about 1 year. The product fully complies with Part 15 of the FCC Regulations.

1B - Technical Specifications

Operating frequency	390 MHz
Number of buttons	2
Battery:	1 ea. 12V A23
Number combinations:	1024
Operating temperature:	-20°F - 100°F
Overall dimensions:	1/2" x 1-7/8" x 1-1/2"
Weight:	1 oz.

1C - Main components



Thank you for choosing a Transmitter Solutions product.
Please read this manual carefully before using the product.
Made in China. Copyright © 2007 by Transmitter Solutions.

CONTENTS

- 1 - TRANSMITTER OVERVIEW
 - 1A - General information
 - 1B - Technical specifications
 - 1C - Main components
- 2 - CODING
- 3 - OPERATION
- 4 - BATTERY ACCESS
- 5 - TROUBLESHOOTING

1A - General information

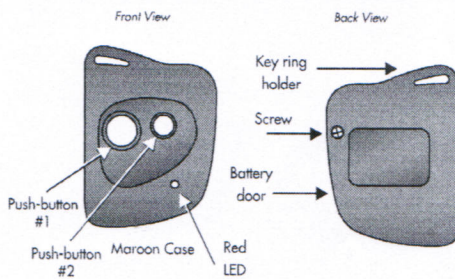
The Transmitter Solutions - Firefly™ Transmitter is a very small (1/2" x 1-7/8" x 1-1/2") key chain style wireless transmitter operating at 390 MHz. The Firefly™ achieves its small size by using state-of-the-art, surface mount components. It has been designed for use with and is compatible with all dip switch receivers operating at a 433 frequency, including all Transmitter Solutions dip switch digital receivers.

The A23 battery has a shelf life of about 1 year. The product fully complies with Part 15 of the FCC Regulations.

1B - Technical Specifications

Operating frequency	390 MHz
Number of buttons	2
Battery:	1 ea. 12V A23
Number combinations:	1024
Operating temperature:	-20°F - 100°F
Overall dimensions:	1/2" x 1-7/8" x 1-1/2"
Weight:	1 oz.

1C - Main components



2 - CODING

Set the nine-digit toggle code switch to match the code set from another functioning transmitter. Access to the Firefly™s toggle code switch is achieved by removal of the back cover and battery (if necessary). Move switches using a small pointed object, such as a paper clip, gently switching the small switches to either the ON or OFF position. (In Detail below, switches 2, 4, 7 and 9 are in the ON position.) When complete, reinstall battery and replace back cover inserting bottom clip into front groove, then replace and tighten screw.

3 - OPERATION

Once the codes are set to match the transmitter codes, you may test the system. Ensure the gate or door is visible and clear before testing.

Step 1. Push the Firefly™s button from a distance of about ten feet. If the receiver activates, the switches are properly matched.

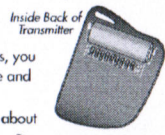
Step 2. Test the transmitter from several locations to discover any "blind spots" caused by interference.

4 - BATTERY ACCESS

Remove set screw and open case from back. Attend to proper polarity when installing or replacing battery. See "coding" for proper removal and replacement of back cover.

5 - TROUBLESHOOTING

PROBLEM	SOLUTION
The system does not receive the transmitter signal. The transmitter LED will not light.	Replace the transmitter battery.
The system does not receive the transmitter signal. The transmitter LED is ON.	Check to ensure the transmitter switches are coded to match your system receiver.
The operating range is reduced.	Replace the transmitter battery.



**Community Controls Firefly™ - Type : 390LMPB2K
FCC ID :SU7390LMPB2K**

This device complies with Part 15 of the FCC Rules. Operation is subject to the following two conditions:
(1) This device may not cause harmful interference, and
(2) this device must accept interference received, including interference that may cause undesired operation.

Notice

Any changes or modifications to Community Controls equipment not expressly approved by Community Controls could void the manufacturer's warranty.

WARRANTY

The warranty period of Community Controls Firefly™ transmitters is 24 months, beginning from the manufacturing date of the transmitter. During this period, if the product does not operate correctly, due to a defective component, the product will be repaired or replaced at the sole discretion of Community Controls. The warranty does not extend to the transmitter case which can be damaged by conditions outside the control of Community Controls, or to battery life.



2500 South 3850 West, Suite A • Salt Lake City, Utah 84120
www.communitycontrols.com • sales@communitycontrols.com