

# GO Wireless Logger User Manual



Cargo Monitoring Solutions



# Table of Contents

---

Introduction	Page	3
Understanding the GO Wireless Logger	Page	4
Operating Range	Page	5
Activating GO Wireless Loggers	Page	5
Logger Placement Scenarios	Page	6
Regulatory Approvals	Page	7
GO GreenSense™ Program	Page	8
Lithium Battery Exemption	Page	8
Technical Specifications	Page	8
Technical Support	Page	9



# Introduction

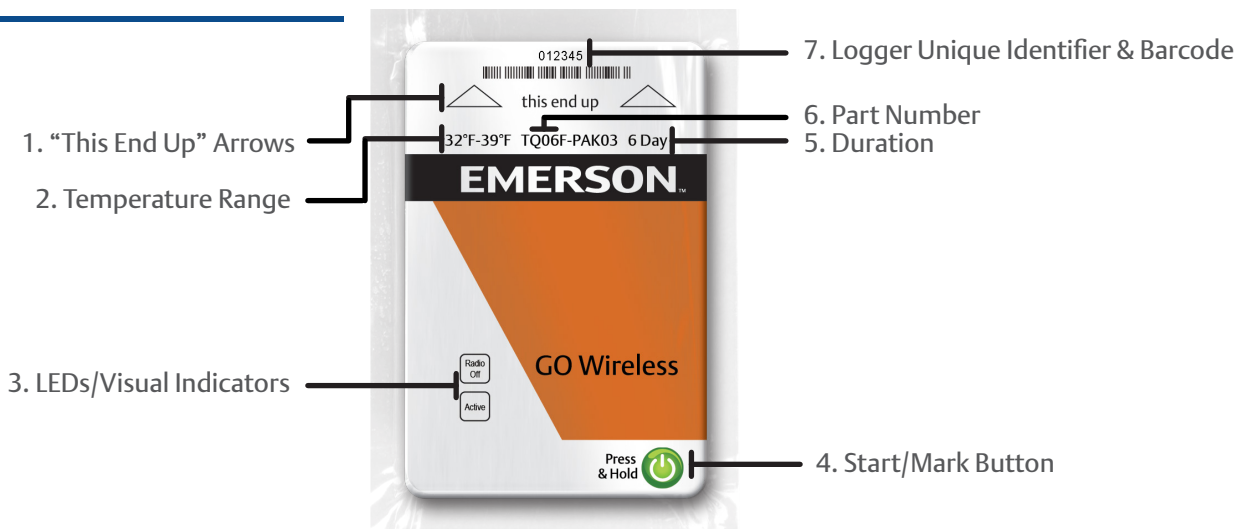
---

GO Wireless Loggers are flat, compact in size and digitally record the time and temperature of a perishable product's environment during storage or in-transit. Easy to use in combination with the AutoSense™ Gateway, loggers do not require ongoing calibration to maintain accuracy.

Loggers have the capability to measure ambient air temperature and are also equipped to take a surface read of the object to which they are attached, providing a more accurate assessment of actual product temperature. With preprogramming functionality, standard temperature range specifications can be set for the most frequently shipped perishable items



# Understanding the GO Wireless Logger



- 1. "This End Up" Arrow** - This arrow indicates the correct orientation of the label for optimal data transmission.
- 2. Temperature Range** – Preprogrammed temperature alert ranges are displayed. If no alerts are programmed "Data Logger" is listed.
- 3. LEDs/Visual Indicators** – A green LED will flash to indicate the logger is on and actively monitoring time and temperature. A amber LED will flash to indicate wireless transmission is off.
- 4. Start Button** – Press and hold for a minimum of 3 seconds to activate; LEDs will flash in a sequence to indicate successful activation. Loggers should be activated when the product is ready to be monitored.
- 5. Duration** – Indicates how many days, under normal conditions, the logger will collect data after it is activated.
- 6. Part Number**– A unique alphanumeric identifier used to reference the type of logger and preprogramming combination.
- 7. Logger Unique Identifier and Barcode** – Each logger has a unique alpha numeric identifier which differentiates it from other Emerson Loggers. When information is downloaded from the logger, this serial number will appear as the name of the saved data file and will also appear at the top of the graph.

Note that each logger is sealed in a waterproof plastic pouch. Emerson GO Wireless Loggers can be used in almost any environment, including fully emerged in liquid.  
DO NOT COMPROMISE INTEGRITY OF PLASTIC POUCH.



## Operating Range

Specified operating range for GO Wireless Loggers is -20°C to 60°C (-4°F to 140°F).

## Activating GO Wireless Loggers

- Activate the logger by pressing and holding the green “Press & Hold” button in the lower right-hand corner of the logger for 3 seconds; green and amber LEDs will flash in a sequence to indicate successful activation.
- Once the logger has been started: time and temperature recording will begin recording, wireless transmission will be enabled, and the green LED will flash every 4 seconds.
- Time and temperature recording cannot be disabled once started.
- Apply the logger to product or product packaging.



# Logger Placement Scenarios

The form factor of the GO Wireless Logger promotes its use in a variety of scenarios including at the pallet, carton and product level.

**Pallet Level** - Many customers apply loggers to the side of a pallet. Emerson provides signage and clear plastic pouching to facilitate locating loggers on pallets at the receiving end as depicted in the photo to the right.

Many customers place several GO Wireless Loggers on different pallets within a load to perform temperature mapping. This promotes broader sampling and provides more detailed information on the temperature fluctuations experienced within a container.



## Temperature Monitoring

Logger #: \_\_\_\_\_


Load Date: \_\_\_\_\_ Load Time: \_\_\_\_\_ AM/PM

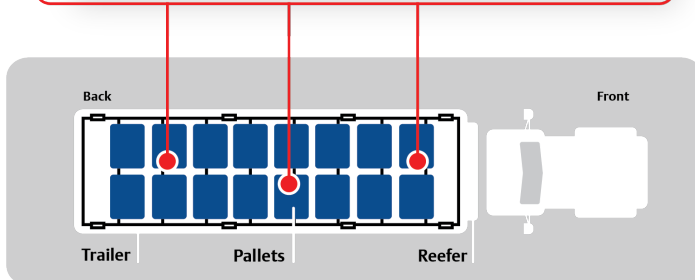
PO/SO: \_\_\_\_\_

---

Receive Date: \_\_\_\_\_ Load Time: \_\_\_\_\_ AM/PM

Location: \_\_\_\_\_





**Carton Level** - Many customers with high-value product where temperature specifications are critical may choose to use Emerson GO Wireless Loggers on each individual carton inside a master case.

**Product Level** - Loggers are sealed in a plastic pouch and take surface reads of the object to which they are attached. They can be placed in or laid directly on top of product for highly accurate temperature reads.

In order to facilitate finding Emerson GO Wireless Logger temperature monitoring loggers, it is recommended that placement of loggers be clearly flagged on the outside of packaging. Emerson Cargo Solutions provides customers with “Find It” signs upon request. Certain sign models can also be used as return mailers.



# Regulatory Approvals

Model: PSUWL01F; FCC ID WPEPAKS-1A; IC: 8031A-UW1A Model: UWL02G; FCC ID: WPEUWL02G; IC: 8031A-UWL02G

This device complies with part 15 of the FCC Rules. Operation is subject to the following two conditions: (1) This device may not cause harmful interference, and (2) this device must accept any interference received, including interference that may cause undesired operation.

Warning: Changes or modifications not expressly approved by the party responsible for compliance could void the user's authority to operate the equipment.

Note: This equipment has been tested and found to comply with the limits for a Class A digital device, pursuant to part 15 of the FCC Rules. These limits are designed to provide reasonable protection against harmful interference when the equipment is operated in a commercial environment. This equipment generates, uses, and can radiate radio frequency energy and, if not installed and used in accordance with the instruction manual, may cause harmful interference to radio communications. Operation of this equipment in a residential area is likely to cause harmful interference in which case the user will be required to correct the interference at his own expense.

This equipment complies with FCC RF Exposure requirements and should be installed and operated with a minimum distance of 20 cm between the radiator and any part of the human body.

This device complies with Industry Canada licence-exempt RSS standard(s). Operation is subject to the following two conditions: (1) This device may not cause interference, and (2) this device must accept any interference, including interference that may cause undesired operation of the device.

Le présent appareil est conforme aux CNR d'Industrie Canada applicables aux appareils radio exempts de licence. L'exploitation est autorisée aux deux conditions suivantes : (1) l'appareil ne doit pas produire de brouillage, et (2) l'utilisateur de l'appareil doit accepter tout brouillage radioélectrique subi, même si le brouillage est susceptible d'en compromettre le fonctionnement.

This equipment complies with the ICES RF radiation exposure limits set forth for an uncontrolled environment. This equipment should be installed and operated with a minimum distance of 20 cm between the radiator and any part of the human body.

Cet équipement est conforme aux limites d'exposition aux radiations ICES définies pour un environnement non contrôlé. Cet équipement doit être installé et utilisé à une distance minimale de 20 cm entre le radiateur et une partie de votre corps.



# GO GreenSense™ Program

GO Wireless Loggers can be easily recycled through the GO GreenSense program. GO GreenSense is a recycling program that facilitates the return of Emerson temperature monitoring loggers for proper battery and component recycling. Through the GO GreenSense program, Emerson provides customers with eco-friendly return boxes and pre-paid postage return labels free of charge. Unlike bulky traditional temperature monitoring devices, customers can fit hundreds of temperature loggers in the provided medium-sized box. GO GreenSense takes the hassle out of returning loggers for recycling. For more information, email [GOGreen@Emerson.com](mailto:GOGreen@Emerson.com) or call +1-877-788-9299.

## Lithium Battery Exception

Batteries utilized in GO Wireless Loggers are under the weight limit for lithium batteries on airplanes and qualify for an exemption under special provision 188 of §173.185(f) and §173.185 (g) (1) of the Hazardous Materials Regulations (HMR: 49 CFR Sections 171-180).

## Technical Specifications

<b>Alarm Configurations:</b>	Upper/lower/both/none, alerts are consecutive
<b>Calibration:</b>	Silicon based sensor is calibrated at the time of manufacture by Texas Instruments; NIST certificate of traceability available
<b>Frequency:</b>	US 915 MHz or EU 868 MHz
<b>Housing:</b>	NEMA 6/IP67 dust and water resistant; FDA 21 CFR compliant food-grade packaging
<b>In-Use Life:</b>	Up to 60 days
<b>Memory:</b>	4K EEPROM, 1922 hard data points
<b>Operating Range:</b>	-20°C to 60°C (-4°F to 140°F)
<b>Read Range:</b>	300 feet/91 meters (Line of Sight)
<b>Recycle Options:</b>	GO GreenSense™ Program
<b>Shelf Life:</b>	8 months (6, 15 day loggers), 6 months (30, 60 day loggers)
<b>Size:</b>	2.4in x 3.3in (60mm x 84mm)
<b>Start Delay:</b>	Standard 30 minutes
<b>Temperature Accuracy:</b>	+/- 0.5°C typical between -20°C to 60°C (-4°F to 140°F)
<b>Temperature Resolution:</b>	0.1°C
<b>Temperature Sampling Frequency:</b>	One minute with five minutes average
<b>Weight:</b>	0.6 oz (17.0 g)





# Technical Support

---

Technical Support is available 24 hours a day, 7 days a week.  
We're with you every step of the way.



Toll Free: +1-877-998-7299



[Emerson.com/Cargo](https://emerson.com/Cargo)



[CargoSupport@Emerson.com](mailto:CargoSupport@Emerson.com)



Live Chat