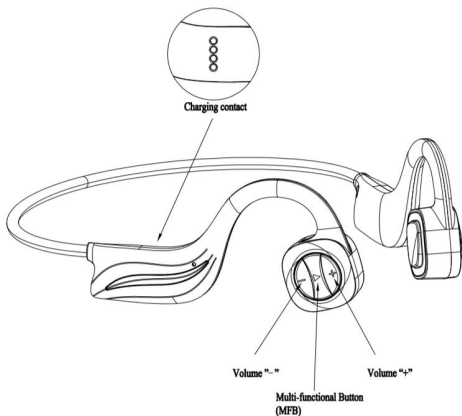
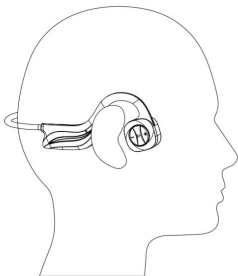


USER MANUAL

1. Understand the headphone

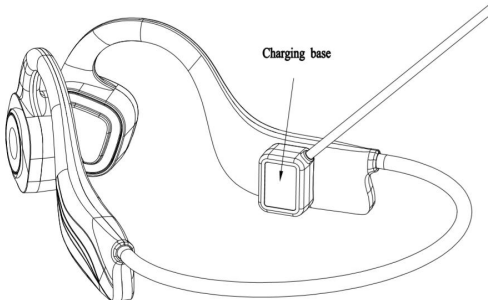


2. How to wear



3. Charging and transmit music files

- 1) Headphones comes with unique charging base
- 2) Bring the charging base and charging contacts together as follows to charge or transmit files
- 3) Always ensure the charging contacts and the charging base are clean to avoid bad contact



4. Wireless Headset controls

1) On/Off: Press the “MFB” for about 3 seconds

2) Pairing:

(1) While the device is turned off, press and hold the Power Button for 3 seconds, at which point the Led Indicator will begin flashing in alternating red/blue and voice promotion “waiting for connection”

(2) On the electronic device that you're pairing your headphones with, locate the Bluetooth menu and select the headphones

(3) Headphones will be connected within seconds and voice will prompt with the word "Device connected".

3) Mode switching between Wireless Mode/MP3 Mode:

Press the "+" and "-" at the same time.

4) Adjust volume: Click Volume "+" / Volume "-"

5) Move back to previous song: Press and hold "-"

Skip to next song: Press and hold "+"

6) Pause/play music:

Click the "MFB" once. The headphones will beep, and your music will pause/play

7) Answer a call: Click the MFB once

8) Reject a call: Press and hold the MFB

9) How to control MP3 play: Click the
“-” to the single track, single play or Loop
Playback

5. Specifications:

Wireless version: Wireless 4.2

Support profile: A2DP v1.3,AVRCP
v1.5,HFP v1.6,HSP v1.2

Working frequency: 20HZ –20KHZ

Speaker Diameter: 16 mm

Speaker Impedance: 8 ohm

Speaker Power: 7mW

Battery: Polymer lithium battery,
200mAH

Music playback time: 4-5 hours

Talk time: 4-5 hours

Standby time: 120 hours

Charging time: 1.5 hours

Charging port: Charging contacts &
charging base

Wireless transmission distance: 33 feet
(free space)

Microphone: Built-in microphone

Microphone sensitivity: -38 dB

Headphone type: Bone conduction

Power display: IOS device

Main material: PC/ABS

Weight: 1.6 OZ

Dimensions: 4.48*3.24*1.41 inch

Built-in Memory: 8GB

Waterproof rating: IPX8

6. Tips for using this headphones for swimming

- 1) Wear the headphones at the right

position before you wear your swimming cap, so that the swimming cap will help to position the headphones

2) Turn your headphone to MP3 mode for better music experience when swimming

7.Cautions

1) Liquid except water, sweat, such as salty water may lead to damage of the headphone. Please avoid using this headphones when swimming in the river or in a sea

2) When swimming, this headphones could not connect to your smart phone, please turn it to MP3 mode.

3) Please mind the volume, do not turn it too loud in case it would hurt your hearing ability.

8. Package list

Bone conduction headphones*1

Charging Dock*1 User Manual*1

This device complies with Part 15 of the FCC Rules. Operation is subject to the following two conditions:

This device may not cause harmful interference, and

This device must accept any interference received, including interference that may cause undesired operation.

Warning: Changes or modifications not expressly approved by the party responsible for compliance could void the user's authority to operate the equipment.

NOTE: This equipment has been tested and found to comply with the limits for a Class B digital device, pursuant to Part 15 of the FCC Rules. These limits are designed to provide reasonable protection against harmful interference in a residential installation. This equipment generates uses and can radiate radio frequency energy and, if not installed and used in accordance with the instructions, may cause harmful interference to radio communications. However, there is no guarantee that interference will not occur in a particular installation. If this

equipment does cause harmful interference to radio or television reception, which can be determined by turning the equipment off and on, the user is encouraged to try to correct the interference by one or more of the following measures:

Reorient or relocate the receiving antenna.

Increase the separation between the equipment and receiver.

Connect the equipment into an outlet on a circuit different from that to which the receiver is connected.

Consult the dealer or an experienced radio/TV technician for

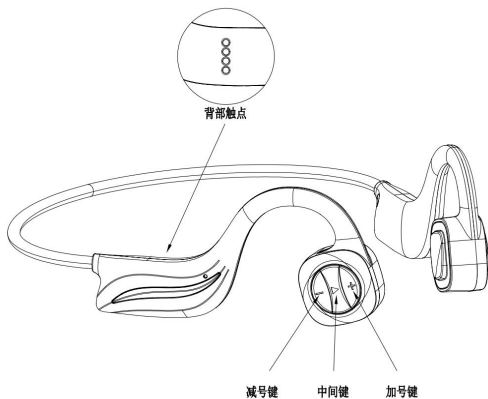
help.

RF warning statement:

The device has been evaluated to meet general RF exposure requirement. The device can be used in portable exposure condition without restriction.

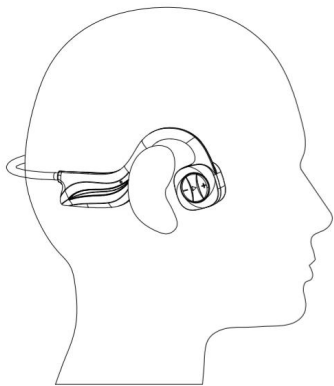
使用手册

一、功能图示



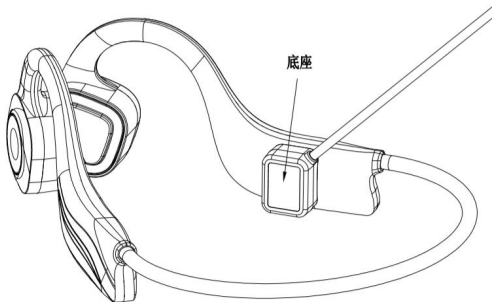
二、如何佩戴

佩戴方式如下图所示



三、如何充电和数据传输

底座充电和数据传输如下图所示



四、产品功能

- 1，开机：长按耳机中间键开关机键 3 秒开机。
- 2，配对：开机红蓝灯闪烁时进入配对模式，在手机上选择此设备名完成配对。
- 3，蓝牙本地播放切换：同时按下加减键。
- 4，关机：长按耳机中间键 3 秒关机。
- 5，音量调节：按一下减号键音量减小，按一下加号键音量加大。
- 6，上下一曲：长按减号键上一曲，长按加号键下一曲。
- 7，中间按键短按一下暂停，播放，接听电话 。
- 8，本地播放音乐：连续按 2 下减键单曲循环、顺序播放、列表循环。

9, 充电和数据传输配有专用底座。

五、充电和数据传输。

将底座放好在背部触点位置，可以充电或数据传输。注意背部触点和底座接触位置表面比较脏时，可能导致接触不良引起充电或数据传输失败，请保持背部触点和底座弹针表面干净。

六、参数说明

蓝牙版本：Bluetooth 4.2

支持协议：A2DP v1.3, AVRCP v1.5, HFP v1.6, HSP v1.2

工作频率：20HZ - 20KHZ

喇叭直径：16mm

喇叭阻抗：8ohm

电池：锂聚合物电池，200mAH

音乐播放时长：4-5 小时

通话时长：4-5 小时

待机时间：120 小时

充电时间：1.5 小时

充电端口：底座

无线传输距离：10-15 米 （空旷处）

内置麦克风

麦克风灵敏度：-38 dB

耳机类型：骨传导

IOS 设备电量显示

主要材料：PC/ABS

重量：45 g

尺寸(L*W*H)：148mm *108mm*47mm

机身内存：8G

耳机防水等级：8 级

七、关于游泳时说明

一，游泳前的准备

- 1, 将耳机戴在耳朵合适位置。
- 2, 戴好耳机后, 再戴泳帽, 把耳机套在泳帽里面, 防耳机掉落。

二、注意事项

- 1, 底座不防水, 请勿接触到水。
- 2, 在河流或海洋中游泳时请勿使用本耳机。
- 3, 无法将本耳机蓝牙连接到智能手机, 请使用本地播放音乐。
- 4, 在公共或私人游泳设施中使用本耳机时, 请遵守设施的相关规定。
- 5, 本耳机适用淡水、池水、自来水、汗液。不适用除上述以外的其他液体。
- 6, 避免以高音量播放音乐, 长时间播放可能会影响听力。

八、包装清单

耳机 X1 底座 X1 说明书 X1

