

Components

- 01** | Front panel - One touch seperating
- 02** | Power & Fan Control Unit
- 03** | Changeable holder - Front panel holder (Changeable)
- 04** | DAF (Dynamic Air Flow) Chassis - Dinamic air flow for best Ventilation function)
- 05** | 5.25 inch Bay
- 06** | 3.25 inch Bay
- 07** | UMZ (Universal Maintenance Zone) - Sensational performance to change CPU
and Chip set cooler with installed main-board
- 08** | UJF (Universal Joint Frame) - New type top frame of chassis and seperated top cover
make verious extension fuction for users own type PC
- 09** | Power cable holder at chassis to keep inside PC tidy
- 10** | Great expension module by seperable top chassis

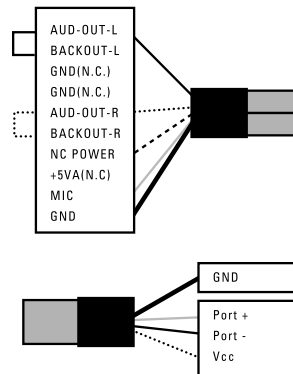
Sound I/O and USB Installation

SOUND

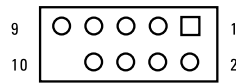
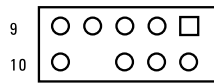
| A | Color | |
|-----------|-------|----|
| AUD-OUT-L | WHITE | 9 |
| BACKOUT-L | WHITE | 10 |
| GND(N.C.) | | |
| GND(N.C.) | | |
| AUD-OUT-R | RED | 5 |
| BACKOUT-R | RED | 6 |
| NC POWER | BLACK | 3 |
| +5VA(N.C) | | |
| MIC | GREEN | 1 |
| GND | BLACK | 2 |

USB

| A | Color | |
|----------|-------|---|
| N.C | | |
| DUMMY | | 9 |
| GND(2) | BLACK | 8 |
| GND(1) | BLACK | 7 |
| Port+(2) | GREEN | 6 |
| Port+(1) | GREEN | 5 |
| Port-(2) | WHITE | 4 |
| Port-(1) | WHITE | 3 |
| Vcc(2) | RED | 2 |
| Vcc(1) | RED | 1 |



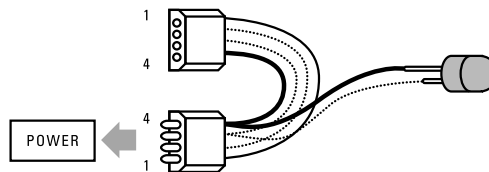
* 메인보드 상부에서 바라볼때



Power and HDD,LED Installation

Power LED

| Number | COLOR | Electrode |
|-----------|--------|-----------|
| 1(+12VDC) | YELLOW | |
| 2(COM) | BLACK | |
| 3(COM) | BLACK | Cathode |
| 4(+5VDC) | RED | Anode |

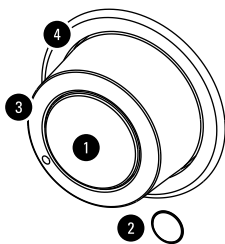


HDD LED

| +/- | COLOR | Electrode |
|-----------|--------|-----------|
| 1(HDLED+) | WHITE | Anode |
| 2(HDLED-) | YELLOW | Cathode |



Fan Controller



- 1 Power button
- 2 Reset button
- 3 Fan controller Dial
- 4 PC inside Temp. indicator

Blue - Best Temp.

Violet - Temp. (45~55C) : Put controller middle Speed

Red - Temp more than 65C : Put controller at High Speed