

22 mm (Ø) MBA3F Part number 88901322



Solid state output

- Panel-mounted pushbutton-type timer
- Function A delay on energisation
- 10 timing ranges : 0.05 s to 60 min
- Supply 24 V DC and 110 →240 V DCAC 50 →60 Hz
- Fast adjustment of timing period on PLCs (compatible with IEC1131)
- IP 65

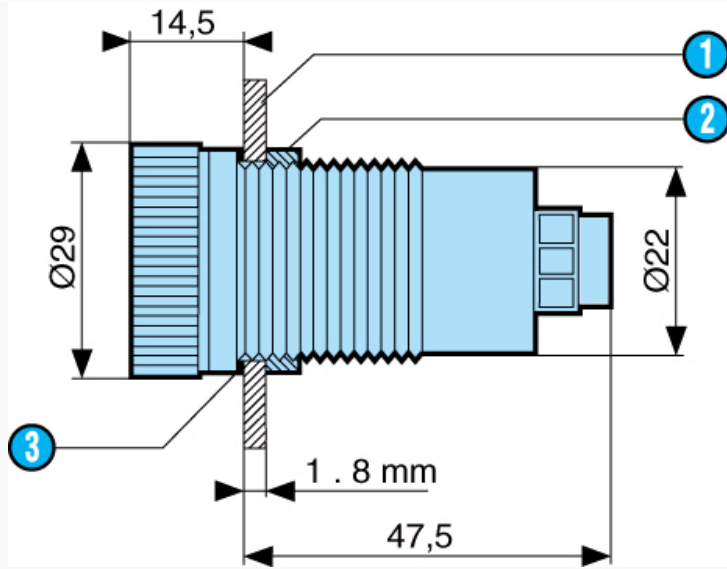
Part numbers

	Type	Functions	Time ranges	Output	Nominal rating	Supply voltage
88901322	MBA3F	A	0,5 s →10 s	State	200 mA	24 V DC

Specifications

Repetition accuracy (with constant parameters)	+/-0,2 %
Display precision	± 5 %
Maximum reset time by de-energisation MBA3F during timed delay	7 ms
Maximum reset time by de-energisation MBA3F after timing	5 ms
Maximum reset time by de-energisation MBA2F after timing	60 ms
Maximum reset time by de-energisation MBA2F after timing	30 ms
Solid state open collector PNP output	■
Voltage drop at terminals	MBA2F : ≤ 5 V AC MBA3F : ≤ 3 V DC
Nominal rating	MBA2F : 400 mA at 200C (derating 5 mA/ °C) MBA3F : 200 mA at 20 °C (derating 1.5 mA/ °C)
Leakage current	MBA2F : ≤ 5 mA AC MBA3F : ≤ 0,1 mA DC
Electrical life (number of operations)	> 10 ⁸
Protection against polarity inversions	■
Protection against load short circuits	■
Display of output state by LED : output in operation	■
Display of output state by LED : Power on	■
Dielectric strength (V rms)	1500 V / 50 Hz / 1 min
Ripple	± 10 %
Temperature limits use (°C)	-20 →+60
Temperature limits stored (°C)	-20 →+80
Varistor protection against overvoltage	■
Drift Temperature	+/- 0,05 %/ °C
Drift Voltage	+/- 0,2 %/V
Conformity to standards VDE 0435 / ICE 255 / ICE 1131 / ICE 801 4	■
Protection class according to NFC C 20010-IEC 529-DIN 40050 Panel-mounted	IP65
Protection class according to NFC C 20010 - IEC 529 - DIN 40050 Terminal	IP10
Housing material	Self-extinguishing
Terminal capacity Single-wire	1 x 4 mm ²
Terminal capacity Multi-wire with ferrule	1 x 2,5 mm ²
Terminal screws	M3
Tightening torque (Nm)	0,5 Nm
Weight (g)	27

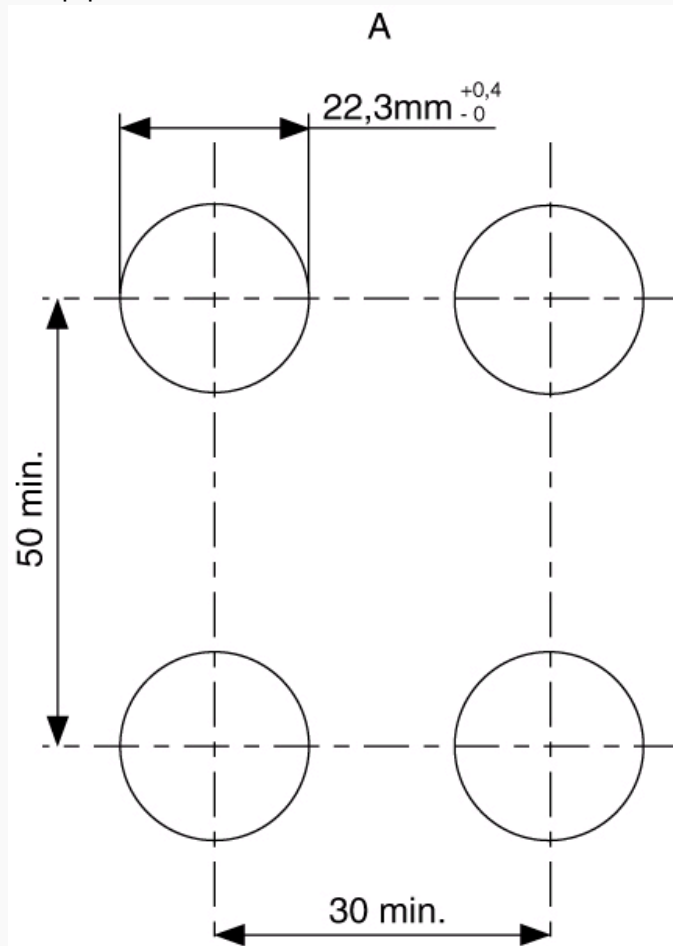
Dimensions (mm)



N°	Legend
1	Panel
2	Nut
3	Sealing ring

Dimensions (mm)

Découpe panneau



Curves

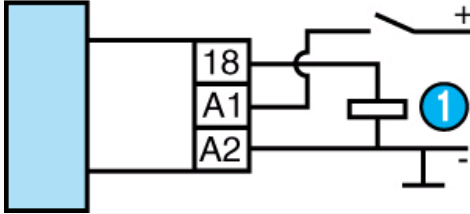
CO F-A_MINBOU_N01



Function A
Delay on energisation

Connections

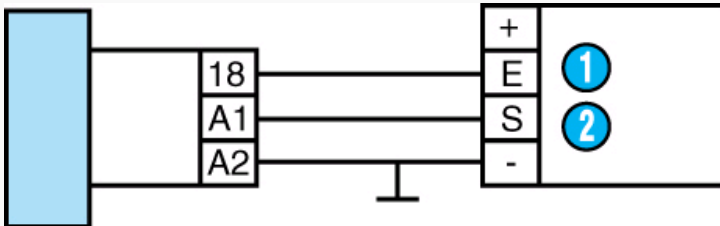
Version 24 V DC on relay



N°	Legend
①	*** TRADUCTION MANQUANTE ***

Connections

Version 24 V DC on PLC



N°	Legend
①	*** TRADUCTION MANQUANTE ***
②	*** TRADUCTION MANQUANTE ***