

Production Introduction

Model name:QSPR-312BT

Brand name:QUO

FCC ID:2ACDEQSPR-312BT

Thank you for purchasing our products. This is a Bluetooth speaker system in fashionable design, with wireless Bluetooth stereo sound. It supports Bluetooth 2.1 agreement, not only being compatible with mobile phones, tablets, laptops and other Bluetooth enabled devices, let you get rid of cables completely, enjoy the joy of music freely, but also audio input from mobile phones, laptops, MP3, MP4 and other equipments.

Please read the following instructions carefully before operating. Keep them safe for future reference.

Features as shown in below:

1. Previous song/Volume decrease
2. Play/Pause
3. Next song/Volume increase
4. Lamp for working situation
5. Speakers
6. Micro USB power input port
7. AUX audio input port
8. ON/OFF
9. TF card slot
10. Bass strengthening unit

Product Features

- Stereo sound output.
- Bass boost, make you rock.
- Fashionable facade
- MP3 music play, supports various kinds of music files. Update music online from TF card
- Hands-free function based on Bluetooth mode
- Control the music playing between speaker and mobile phone or other equipments has Bluetooth function
- Support more sound source input
- Built-in rechargeable lithium battery, use freely.

Technical Parameters

- 2.0 Sound Channel Stereo Output
- Speaker Unit:2 " 4 Ω
- Frequency Response:100Hz~18KHz
- S/N Ratio: ≥ 70 dB
- Bluetooth standard 2.1+EDR,Class II
- Support A2DP, AVRCP, HFP,HSP and etc.
- Working range:10M
- Read music files like MP3,WAV,WMA,AMR,FLAC,APE from TF card. Supports updating music files online.
- Power: DC 5V 1.0A,built-in rechargeable lithium battery
- Play Time:12 hours (mid. Volume)

- Dimension: 196x88x71mm
- Weight: 385g

How to operate:

Charging

Under shutdown state, connect external DC(5V 500mA-5V 2A) or PC to charge up speaker by USB cable, charging lights in red. Finished, working light is off.

- ※ Built-in rechargeable lithium battery, please charge up before use.
- ※ Under off state, charging time about 4hrs.
- ※ Under on state, charging time will cost long.

ON/OFF

Push the power switch to ON position, work light is lit up, machine starts.

Push the power switch to OFF position, work light is off, machine stops.

Working Modes Changing

There are different kinds of working modes. They can be changed between each other by long press Play/Pause button for 2 seconds.

When AUX cable connected, the mode is confirmed AUX input mode; take out AUX cable, Bluetooth mode starts.

Once insert TF card, enter MP3 mode automatically.

Bluetooth Mode

When turns on, it enters Bluetooth mode automatically, working lamp flicker:


- Pair: It is necessary to pair this product for the first operating.


Operation as below: Turn on and enter pairing status automatically, working light flashes in blue quickly; search for Bluetooth device, until find out "312", select it, then lamp keeps lighting blue in slow flash, pair successfully. (Noted: if the pass code is required, entry "0000")


- ※ If timeout for pairing, the speaker will be in standby mode. Please restart the machine to make it re-enter the pairing mode.


- Connected: This speaker can store the devices which have paired with it. If devices close to this speaker enough (range 10 M), Bluetooth mode will start and pair automatically. If out of range or haven't opened Bluetooth function on devices, this speaker will enter the pairing mode and search devices nearby.


- Operation: After paired, you can control the music play/pause by buttons, adjust the volume, choose previous/next song.

Short press , music play and pause.

Short press , previous song, long press, volume decrease

Short press , next song, long press, volume increase

Long press , to change to MP3 mode.

During incoming calls, short press , to answer. Finished, press again to disconnect the call.

Ps: Low power, indicator light will flash 3 times in blue, please charge up the speaker.

There may be some difference between different devices, such as smart phones, computers, etc., which has Bluetooth function.

Before pairing to this speaker, please check devices manual firstly.

MP3 Mode

- Enter MP3 mode: Long press button of Play/Pause or insert TF card to enter MP3 mode. Indicator lamp lights in green.
- Support music files in MP3,WAV,WMA,AMR,FLAC,APE,etc.from TF card.

Ps: Low power, indicator light will flash 3times in green, please charge up the speaker.

AUX Mode

Once inserted AUX cable into this speaker, Indicator lamp lights flash in green, AUX mode starts.

It can play music from the external device connected.

Under this mode, you can control the music or adjust volume through pressing buttons. Volume increasing(long press)/next song, volume decreasing(long press)/previous song.

Low Power warning

When the power is low, working light will flash 3times in green, alert the user to charge up speaker. If not charge timely, it will shut down automatically when the voltage is too low, please use after full charging.

Instruction on Product Safety Maintenance

- Do not place this product under the high-temperature and damp environment and make it be caught by rain or impacted by strong force.
- If this product gives out of smoke or encounters other exceptions, in order to avoid accidents, pull up the DC-USB power cable instantly. Contact local franchiser or dial the seller for repair.
- The audio signal cable and power cable can not be pulled, tied, extruded, trampled or suspended with heavy objects to avoid damaging the insulation layer of the audio signal cable and USB power cable, which will lead to short circuit or bad contact, etc.
- Please power off this product when it is not operated for a long time.
- With Bluetooth function, it can be compatible with common smart phones and tablets, but there may be some differences once make use of some special devices or application program. Some functions may be not supported.

Images of speaker and attachments

Standard USB to Micro USB cable

3.5 mm stereo audio cable

User manual

Bluetooth speaker

Package List

- Bluetooth Speaker1unit
- User Manual1copy
- 3.5mm Stereo Audio Cable.....1piece
- Cable of standard USB to Micro USB1piece

* If the materials inside the package are not consistent with the accompanied list, please contact the manufacturer or retail seller who you purchased from.

This device complies with part 15 of the FCC rules. Operation is subject to the following two conditions:

- (1) this device may not cause harmful interference, and
- (2) this device must accept any interference received, including interference that may cause undesired operation.

Changes or modifications to this unit not expressly approved by the party responsible for compliance could void the user's authority to operate the equipment.