

CONTROL BOX

Installation Manual and User Guide

PLACING THE CONTROL BOX

INSTALLING THE CONTROL BOX

GROUPING DRAPERY WITH THE CONTROL BOX

The grouping feature is available on all units with a control box. Grouping allows users to control multiple units simultaneously with one manual command. Grouping also allows units to move together simultaneously when any one unit in the group has a sensor automated command triggered.

1. Enter Pairing Mode

On each drapery you would like to group, pull down on the Pendant twice.

After the first pull, the drapery should move. The second pull should stop it.

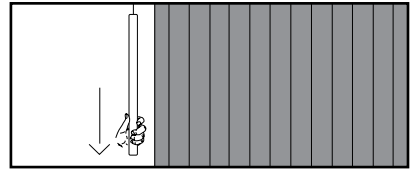


Fig. X

2. Confirm Grouping

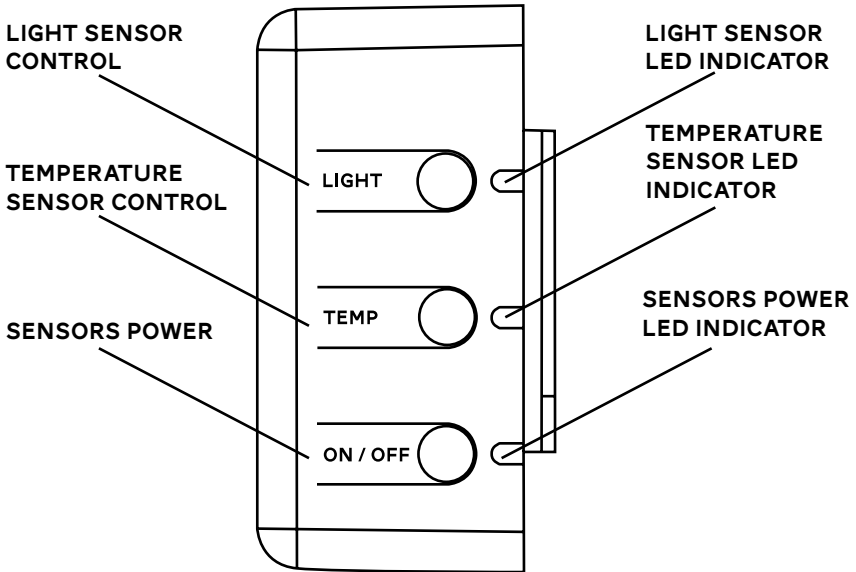
On a central unit you would like to designate as the 'Master', press and hold the "Sensors On/Off" button until the LED flashes green.



Fig. X

Each drapery will jog to confirm it has been successfully grouped.

USING THE LIGHT & TEMPERATURE SENSORS ON THE CONTROL HOUSING



Light Sensor Control - A press and release displays the current mode of the light sensor. A second press and release changes the mode of the automated movements triggered by the light sensor.

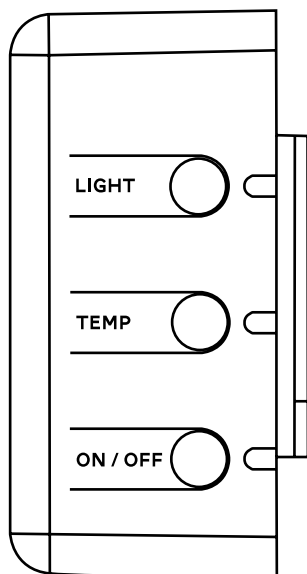
Temperature Sensor Control- A press and release displays the current mode of the temperature sensor. A second press and release changes the mode of the automated movements triggered by the temperature sensor.

Sensors Power- A press and release displays the current mode. A second press and release will change the mode of all sensor enabled automated movements between enabled or disabled.

Light and Temperature Sensor LED Indicators- Indicates which mode the sensor is in when the corresponding button is pressed and released.

Sensors Power LED Indicator- Indicates which mode the sensors are in when the corresponding button is pressed and released. A red LED means the sensors are off. A green LED means they are on.

SENSOR MODES



The integrated light and temperature sensors have three possible modes: Off, Fully Automatic, and Semi-Automatic.

Off- The device will not make any movement triggered by this sensor.

Fully Automatic- The device will open and close the curtains based on the sensor readings.

Semi-Automatic- The device will close the curtains based on sensor readings, but will not open them.

These modes are indicated using the LEDs on the right of the control box.

SAFETY INFORMATION



WARNING

Read all warnings and instructions prior to installing the E-Wand™. Failure to follow these instructions may result in property damage or serious personal injury.



CAUTION

Do not use this product for anything other than its intended use. Any usage of the parts of this kit outside of its intended purposes is not covered under the warranty.



CAUTION

Drapery parts may have sharp edges. Use gloves to prevent cuts or abrasions when removing or reinstalling drapery.

STATEMENTS

FCC STATEMENT

This device complies with Part 15 of the FCC Rules. Operation is subject to the following two conditions:

1. This device may not cause harmful interference, and
2. This device must accept any interference received, including interference that may cause undesired operation.

Warning: Changes or modifications not expressly approved by Current Products Co. could void the user's authority to operate the equipment.

NOTE: This equipment has been tested and found to comply with the limits for a Class B digital device, pursuant to Part 15 of the FCC Rules. These limits are designed to provide reasonable protection against harmful interference in a residential installation. This equipment generates, uses, and can radiate radio frequency energy and, if not installed and used in accordance with the instructions, may cause harmful interference to radio communications. However, there is no guarantee that interference will not occur in a particular installation. If this equipment does cause harmful interference to radio or television reception, which can be determined by turning the equipment off and on, the user is encouraged to try to correct the interference by one or more of the following measures:

- Reorient or relocate the receiving antenna.
- Increase the separation between the equipment and receiver.
- Connect the equipment into an outlet on a circuit different from that to which the receiver is connected.
- Consult the dealer or an experienced radio/TV technician for help.

RF WARNING STATEMENT

This equipment complies with FCC/ISED radiation exposure limits set forth for an uncontrolled environment. This equipment should be installed and operated to provide a separation distance of at least 20 cm from all persons.

Cet équipement est conforme aux limites d'exposition au rayonnement FCC / ISED établies pour un environnement non contrôlé. Cet équipement doit être installé et utilisé de manière à assurer une distance de séparation d'au moins 20 cm de toutes les personnes.

IC STATEMENT

This device complies with Industry Canada license-exempt RSS standard(s). Operation is subject to the following two conditions: (1) this device may not cause interference, and (2) this device must accept any interference, including interference that may cause undesired operation of the device.

Le présent appareil est conforme aux CNR d'Industrie Canada applicables aux appareils radio exempts de licence. L'exploitation est autorisée aux deux conditions suivantes: (1) l'appareil ne doit pas produire de brouillage, et (2) l'utilisateur de l'appareil doit accepter tout brouillage radioélectrique subi, même si le brouillage est susceptible d'en compromettre le fonctionnement.

WARRANTY INFORMATION

LIMITED WARRANTY

Current Products Corp. (the "Manufacturer") hereby warrants to Customer that the E-Wand™ (the "Product") is and will remain for a period of one (1) year from the date of delivery to Customer as evidenced by Customer's proof of purchase (the "Warranty Period"), free of defects in materials and workmanship, provided that the Product used for its intended purpose and is properly serviced in accordance with the User's Manual provided to Customer. Subject to the foregoing, if at any time during the Warranty Period the Product fails to conform to the foregoing warranty by reason of defects in materials or workmanship, Customer shall promptly notify Manufacturer in writing, and Manufacturer at its option shall repair or replace the defective Product or component part without charge to Customer, except for: (A) costs incurred in transporting the Products or component parts to and from Manufacturer's designated dealer or its manufacturing plant; and (B) charges for labor or other costs incidental to the removal or remounting of component parts repaired or replaced under this Warranty, both of which shall be borne by Customer. Notwithstanding any provision herein to the contrary, this Warranty shall not extend or obligate Manufacturer to take any action with respect to: (i) Products which have been modified, altered, installed, used or operated in a manner which is not recommended by Manufacturer, including any Products in which parts not manufactured or approved by Manufacturer have

been installed; (ii) Products which have not been regularly and properly serviced in accordance with the User's Manual or which have otherwise been neglected; and (iii) ordinary wear and tear, service and maintenance and replacement items; (iv) the Product has been used, or attempted to be used, for other than the customary usage or for other than the Product's intended use; (v) the Product has been subject to mishandling, misuse, or abuse; (vi) the product has suffered damage resulting from lightning, power surges, vandalism, fire, earthquake, acts of nature, or any other cause which the product was not designed to withstand; or (vii) damage to the Product cause by battery decay or corrosion.

This Limited Warranty extends only to the original owner. This Limited Warranty is not transferable. This Limited Warranty does not cover normal wear or tear or deterioration which occurs with the passage of time. Batteries originally provided with a new product, if any, are produced by a third party and are not warranted by Manufacturer. No employee, distributor, dealer, agent or representative is authorized to change the terms of this Limited Warranty in any way, to extend the warranty time periods, or to grant additional warranties, and no attempt to do any of the foregoing will be binding upon Manufacturer.

LIMITATION OF LIABILITY

EXCEPT AS SPECIFICALLY STATED IN THE PARAGRAPHS IMMEDIATELY ABOVE, MANUFACTURER MAKES NO WARRANTY OR REPRESENTATION, EXPRESS OR IMPLIED, INCLUDING, WITHOUT LIMITATION, ANY WARRANTY OF MERCHANTABILITY OR FITNESS FOR A PARTICULAR PURPOSE. THE WARRANTY SET FORTH ABOVE AND THE OBLIGATIONS AND LIABILITIES OF MANUFACTURER THEREUNDER REPRESENT CUSTOMER'S SOLE AND EXCLUSIVE REMEDIES AND ARE EXPRESSLY MADE IN LIEU OF ANY AND ALL OTHER REMEDIES, WARRANTIES, GUARANTIES OR LIABILITIES, EXPRESS OR IMPLIED, ALL OF WHICH ARE HEREBY EXPRESSLY WAIVED BY CUSTOMER. THERE ARE NO WARRANTIES WHICH EXTEND BEYOND THE DESCRIPTION ON THE FACE HEREOF. IN NO EVENT SHALL MANUFACTURER'S LIABILITY HEREUNDER EXCEED THE PURCHASE PRICE FOR THE PRODUCTS, NOR SHALL MANUFACTURER BE LIABLE FOR ANY SPECIAL, INDIRECT, INCIDENTAL OR CONSEQUENTIAL DAMAGES OF ANY NATURE WHATSOEVER.

OTHER LEGAL RIGHTS

This warranty gives you specific legal rights, and you may also have other rights, which vary from state to state.