

PROGRAMMABLE SERIES MOTOR CONTROLLERS



CURTIS

MODELS 1204M / 1205M / 1209M / 1221M



FEATURES

Controllable Power

- Pulse Width Modulation (PWM) control with programmable speed, acceleration rate, and current limit.
- Short duration boost capability (5 sec, 110% of 2 min current rating). Allows clearing of obstacles, climbing ramps.
- High efficiency, silent operation. Costs, heat-sinking requirements, motor and battery losses reduced. Low-end torque, range, and battery life maximized.

Programmable and Flexible

- Fully programmable via Curtis hand-held tools or Curtis PC programming software model kits 1314K.
- Supports multiple throttle types and high pedal disable (HPD) options.
- LED output for easy system troubleshooting via flash codes.
- Fully programmable analog throttle input for precise speed control with a variety of signal sources.
- Programmable under voltage cutback caters for different battery types.
- Programmable, variable, or fixed plug braking modes.
- Plug braking diode internal to controller.
- Models available without A2 busbar for applications such as pump control that do not require plug braking.

DESCRIPTION

Curtis Models 1204M/1205M/1209M/1221M provide fully programmable control of DC series motors performing on-vehicle traction or pump duties. These microprocessor-based MOSFET controllers add flexibility and versatility to the time-proven Curtis series motor controller family.

APPLICATION

Primarily designed for battery-powered vehicle applications using either electric or hydrostatic traction. These include industrial trucks, personnel carriers, mobile elevating work platforms, and golf and utility vehicles.

www.curtisinstruments.com

FEATURES cont'd

Robust Safety and Reliability

- Redundant hardware and software watchdog timers.
- MOSFET short-circuit protection functions.
- Programmable High Pedal Disable function prevents controller operation if throttle is applied before key is turned on.
- Contactor fault detection: controller shuts down safely if the main contactor opens.
- Contactor protection functions minimize high current arcing to prevent contact pitting and thus prevent contactor weld failures.
- PWM frequency shifts from 15.6kHz to 1kHz in high temperature of controller, providing audible warning of thermal cutback.

- Under voltage cutback and shutdown functions protect against low battery voltage, including low voltage caused by external loads.
- Electrical isolation to heat sink: 500VAC(≤48V);1000VAC (>48V).

Compliance

- EMC: Designed to the requirements of EN12895.
- Package environmental rating: IP54.
- Certified to UL 583.
- Regulatory compliance of the complete vehicle system with the controller installed is the responsibility of the vehicle OEM.

MODEL CHART

Model No.	Voltage (V)	Current Limit (A)		
		5 Sec Boost	2 Min	1 Hour
1204M-42xx	24 / 36	303	275	125
1204M-53xx*	36 / 48	358	325	140
1204M-63xx*	48 / 72	358	325	140
1205M-46xx	24 / 36	550	500 (30 Sec)	175
1205M-56xx*	36 / 48	550	500 (1 Min)	200
1205M-6B4xx	60 / 72	440	400 (1 Min)	175
1209M-55xx	36 / 48	495	450	200
1209M-64xx	48 / 72	440	400	175
1221M-67xx	48 / 72	605	550	225


NOTE: Boost rating dependant on programmed current limit max value. Values shown assume max current limit setting.

*UL583 certification pending

SYSTEM ACCESSORIES



Curtis Model 906 is an inexpensive, one piece, easy to install battery fuel gauge that provides a reliable, accurate, and easy to read display of battery state-of-charge.



The Curtis Pot Box is a building block for a vehicle throttle. Attached to a lever arm, the pot box provides the controller with a proportional resistance to indicate the desired speed.

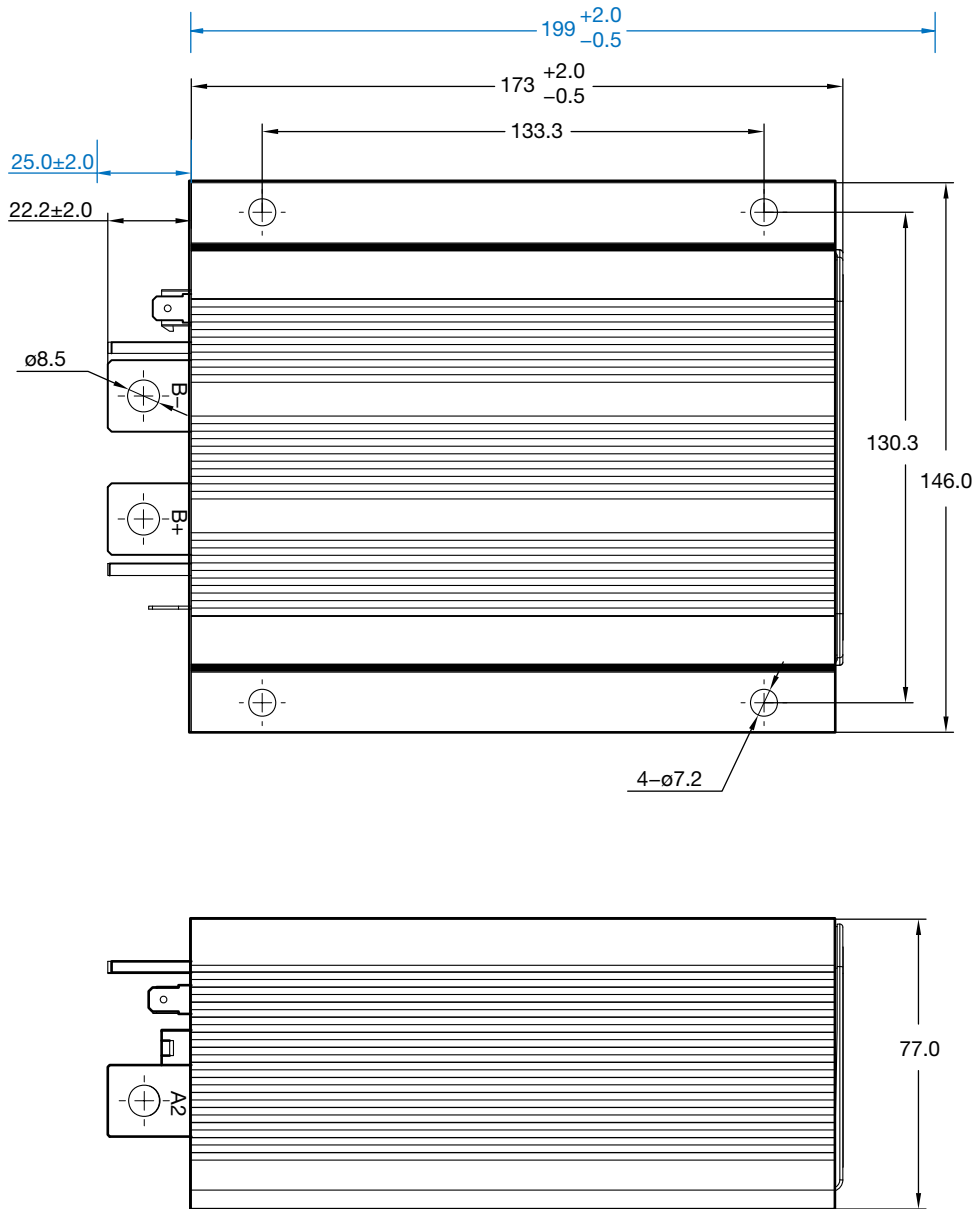


The Curtis Model 1313 Handheld Programmer is ideal for setting parameters and performing diagnostic functions.

MODELS 1204M / 1205M / 1209M / 1221M

DIMENSIONS mm


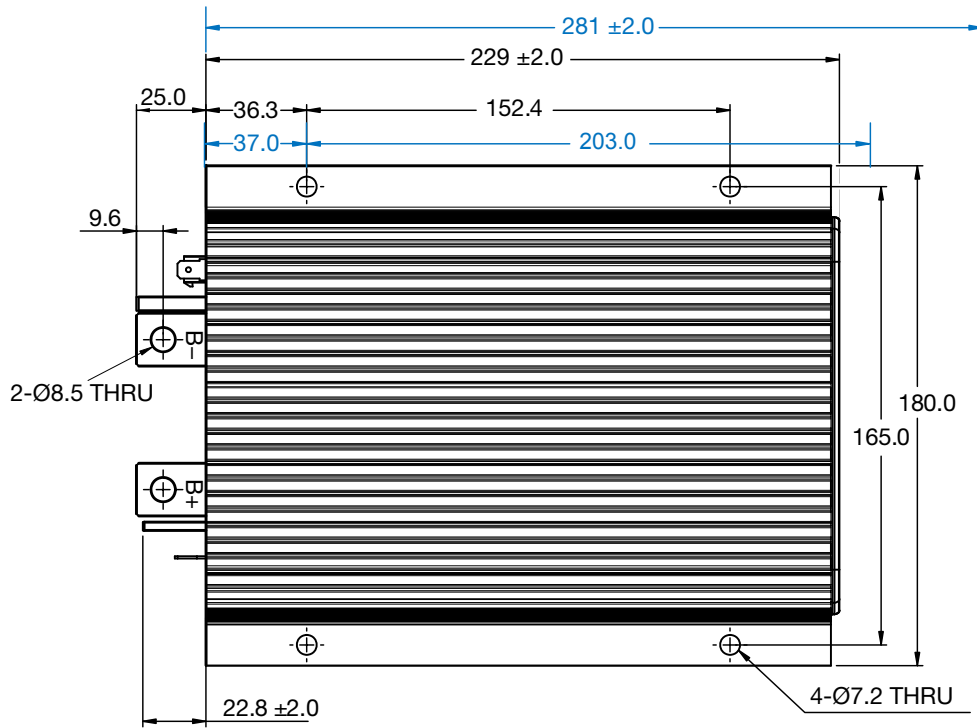
Model 1204M and Model 1205M (1205M dimensions same as 1204M except for those shown in blue)



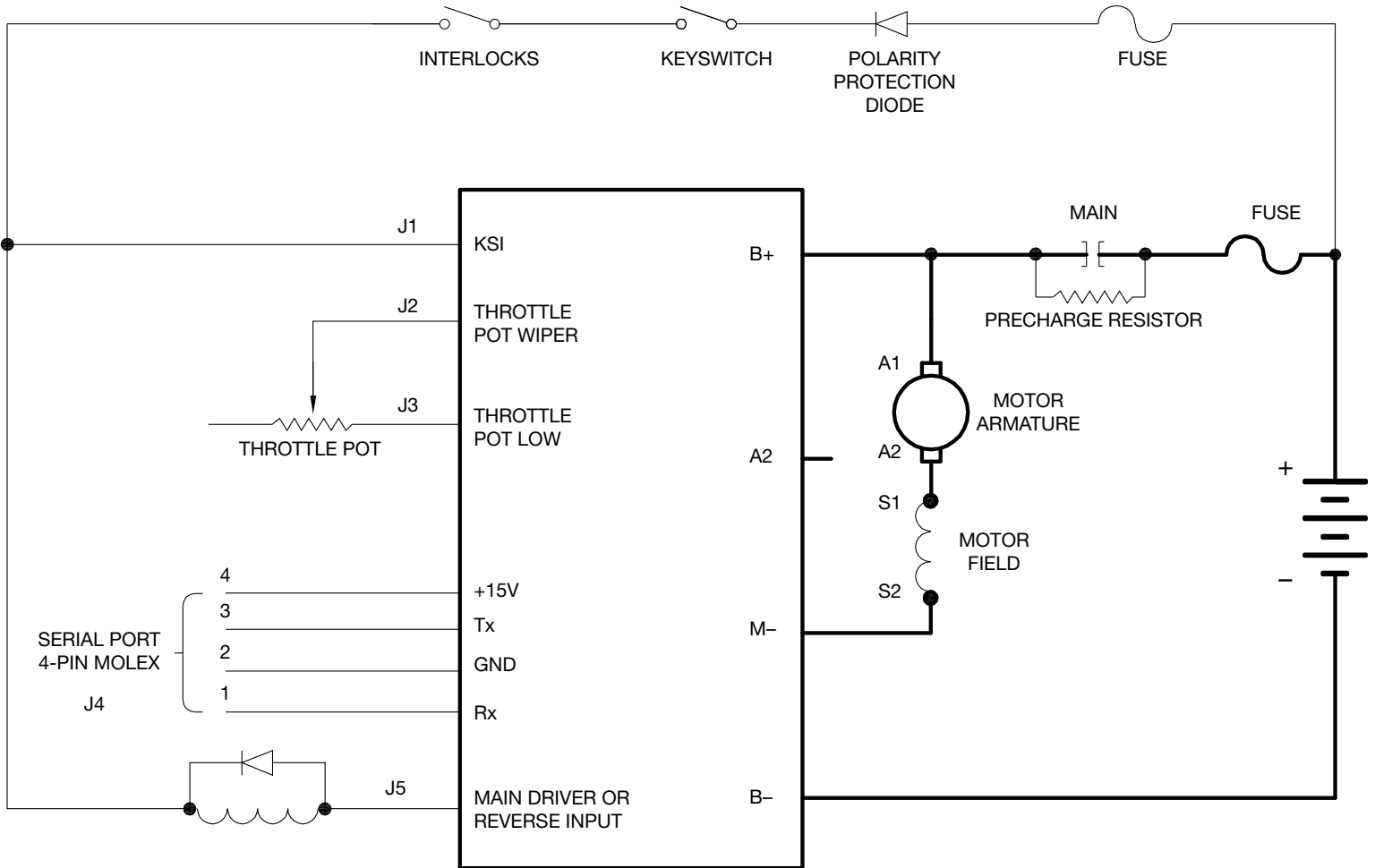
MODELS 1204M / 1205M / 1209M / 1221M

DIMENSIONS mm

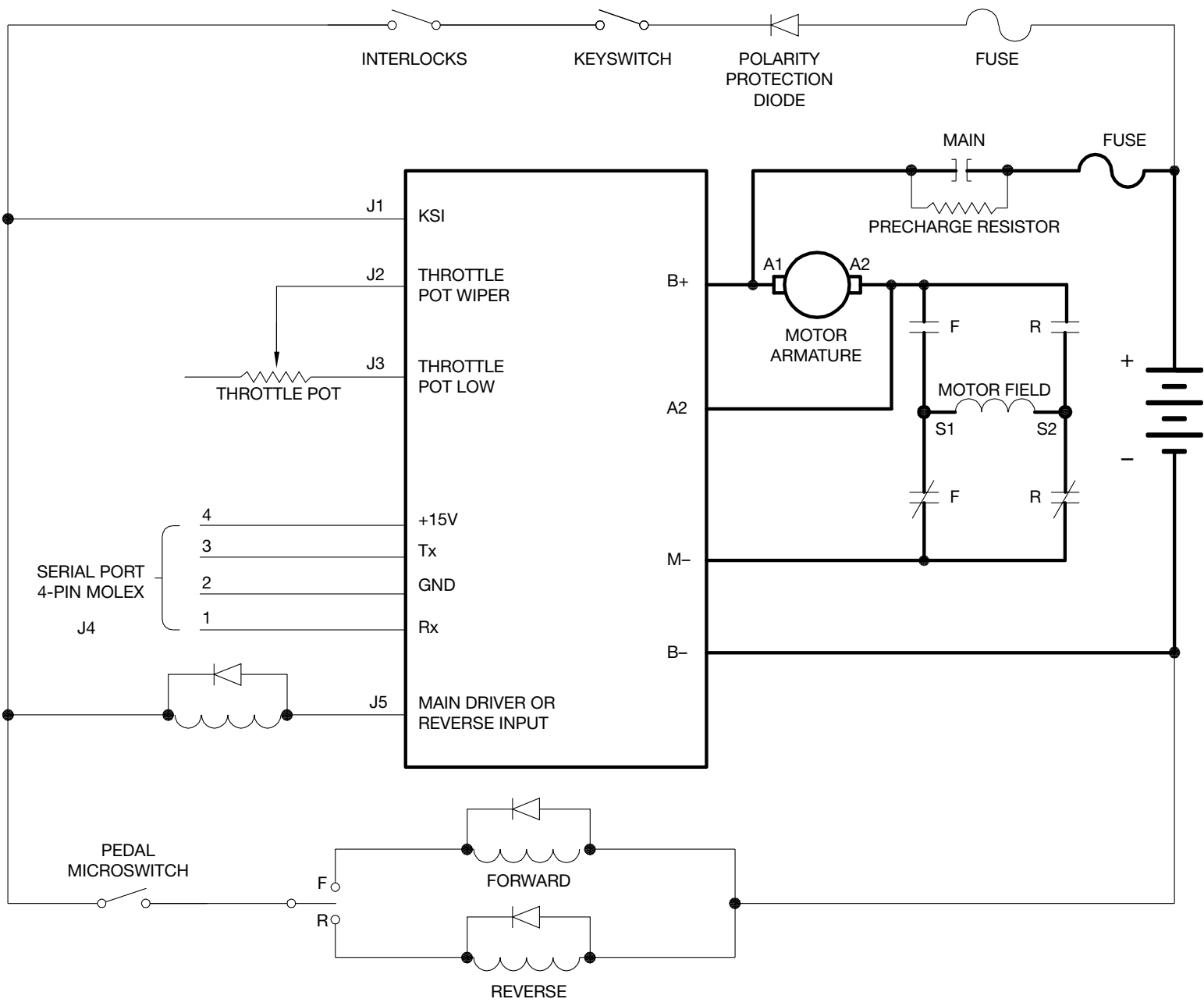
Model 1209M and Model 1221M (1221M dimensions same as 1209M except for those shown in blue)



TYPICAL WIRING – PUMP



TYPICAL WIRING – TRACTION



WARRANTY Two year limited warranty from time of delivery.

