

VIZIO



VZO TABLET

VTAB1008 - QUICK START GUIDE

# PACKAGE CONTENTS

VZIO Tablet



Micro USB Cable




Charger



This Quick Start Guide

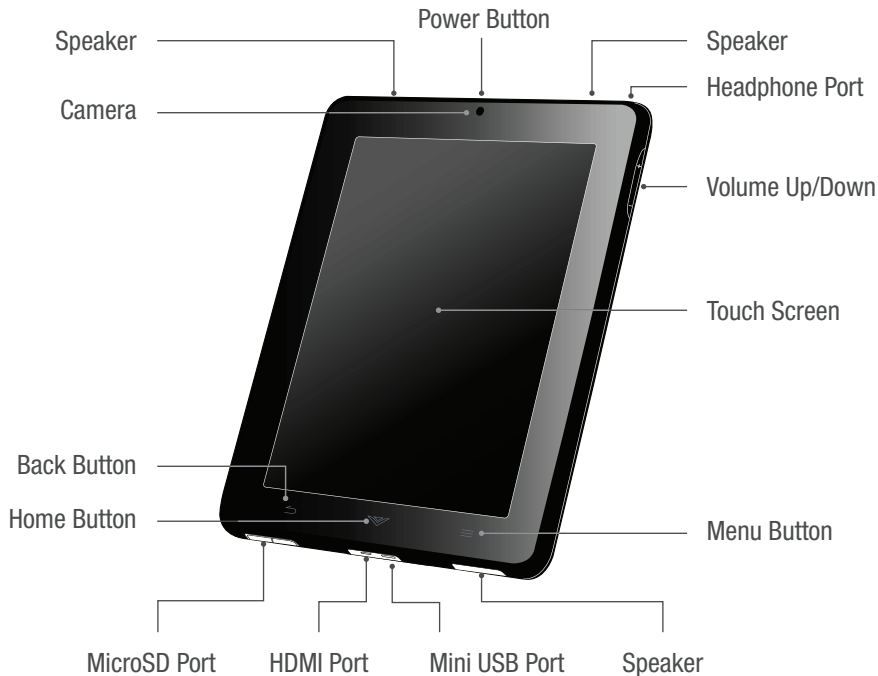


Cleaning Cloth



Please take a moment to read the Important Safety Information on page 15.

# GETTING TO KNOW YOUR TABLET




# BEFORE YOU BEGIN

To use some of the best features of your new Tablet, you will need to connect to the Internet. Don't worry, it's easy. The First-Time Setup in this Quick Start Guide will walk you through the process.

**To connect your Tablet to the Internet, you must have an Internet connection and a wireless network.**

High-Speed  
Wireless Router



Remember, you can always use your Tablet without an Internet connection, but some features will be unavailable.

# FIRST-TIME SETUP

**1**

Press and hold the **Power** button for 1 second to turn the Tablet on.



**2**

The Setup Wizard starts automatically. Tap **Get Started**.



3

Tap your preferred language, then touch **Next**.



4

Read about the basics. Slide your fingertip along the screen to scroll. Tap **Next**.



- 5** To connect your Tablet to a wireless Internet connection, tap the name of your network (and enter your password, if needed).



If your network is not listed, tap **Add Wi-Fi Network**, then enter your network name (and password, if needed).



6

Tap Add Account to create or log into a Google or Gmail account. If you want to go to the next step, tap **Skip**.



7

Enter your First Name, Last Name, and Email Address to register your Tablet, then tap **Next**.





8

The first-time setup is complete.  
Tap **Finished** to go to the Home screen.




9

To view the full user manual,  
tap the **User Manual** icon.




# CHARGING THE TABLET

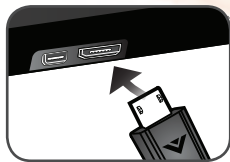
**3** The ⚡ symbol in the battery icon means the Tablet is charging. When the battery icon has five full bars, the Tablet is fully charged.



**2** Connect the Charger to an electrical outlet.



**1** Connect the Mini USB Cable to the Tablet and Charger as shown.



# SLEEP MODE AND UNLOCKING THE TABLET

The Tablet screen will turn off automatically after 1 minute if it is not being used. This is called sleep mode. You can also press the **Power** button to put the Tablet in sleep mode.



To wake the Tablet, press the **Power** button.  
Unlock the Tablet by sliding your fingertip from one side of the screen to the other.

# USING THE TOUCH-SENSITIVE BUTTONS



Landscape

Your Tablet can be used in portrait or landscape mode. The buttons will light up whichever way you hold it.



Portrait



Tap the **BACK** button to go to the last screen you were viewing. If the on-screen keyboard is open, use **BACK** to close it.



Tap the **HOME** button to return to the Home screen. Any App you were using will continue to run in the background.



Tap the **MENU** button to open a menu with items that affect the current screen or App.

# ADDING MORE APPS

Android Market offers quick, easy access to a wide variety of applications developed specifically for the Android platform. These have been created by developers all around the world, and have been rated by your fellow Android users.

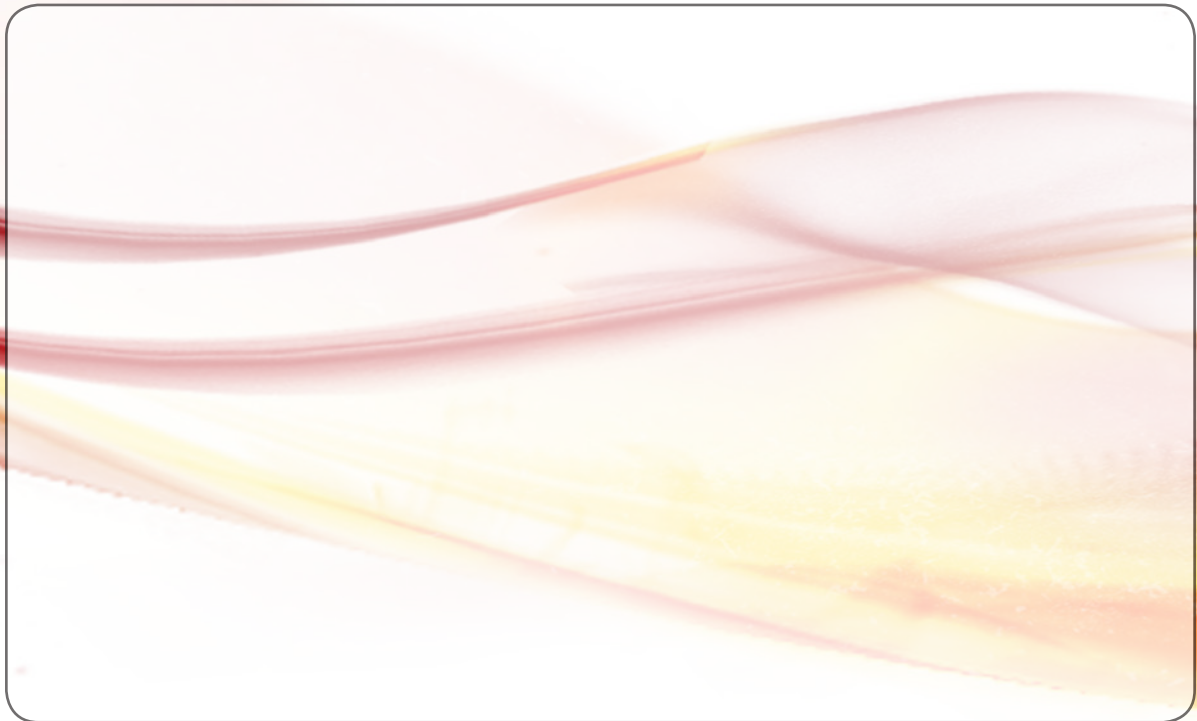
To shop for new apps, select the **Market** icon from the Home screen. You'll see the following:

- **Featured** - Scroll through the icons at the top to view featured apps
- **Applications** - Browse all applications or by category
- **Games** - Browse all games or by category
- **Search** - Lets you search the Market for apps
- **My downloads** - View the apps that you've already installed on your device

Remember, you will need an Internet connection and a Google account to download new apps from the Android Market.



## VIZIO RECOMMENDS



AVAILABLE AT [VIZIO.COM](http://VIZIO.COM)



# IMPORTANT SAFETY INFORMATION

Read all the safety information below before using your Tablet. For additional information, read the User Manual available directly through an application in your Tablet.

## **DRIVING SAFELY**

Use of your Tablet while driving may cause distractions and may be prohibited in some places. Always comply with local laws and regulations when driving. Driving safely is your primary responsibility, but if using your Tablet, NEVER type or read email or messages, navigate on the web or perform any other activity that takes your attention from driving. ALWAYS keep your eyes on the road and your hands on the wheel, use voice-activated commands and focus on your driving.

## **SEIZURES/BLACKOUTS**

Some people may be susceptible to epileptic seizures or strokes when exposed to flashing lights such as when playing games or watching video, even if those conditions have not been previously diagnosed. If you or anyone in your family has a history of seizures or strokes, or if you have any other reason to think you or someone under your supervision may be susceptible to epileptic seizures or strokes, consult a doctor before playing games or watching video. If you experience headaches, blackouts, seizures, convulsion, eye or muscle twitching, loss of awareness, involuntary movement, or disorientation stop using your Tablet and consult a doctor. To reduce risk hold your Tablet at a distance from your eyes, use it in a well-lit room, take frequent breaks and stop if you are tired.

## **WARNING ABOUT HEARING DAMAGE**

Exposure to loud sounds can damage your hearing causing hearing loss and tinnitus (ringing or buzzing in the ears). With continued exposure to loud noises, ears may become accustomed to the sound level, which

may result in permanent damage to hearing without any noticeable discomfort.

## **Loud Sounds + Time = Hearing Loss**

The more time you spend exposed to loud sounds, the more likely you are to damage your hearing.

- Limit the amount of time you spend using headphones, or earpieces.
- Do not turn up the volume to block out surrounding noise.
- If you can't hear people speaking, turn down the volume.

If you experience a sensation of pressure or fullness in your ears, ringing in your ears, or muffled speech or believe you may have experienced noise induced hearing loss, you should have your hearing checked by an ear doctor.

## **REPETITIVE MOTION**

Repetitively performing actions such as pressing keys or typing, may result in occasional discomfort in your hands, arms, shoulders, neck, or other parts of your body. Take breaks often and if you continue to have discomfort during or after such use, stop use and see a doctor.

## **GLASS PARTS**

Your Tablet may contain glass parts. Dropping your Tablet on a hard surface or a substantial impact to your Tablet could break this glass. If the glass breaks, do not touch or attempt to remove it. Stop using your Tablet until the glass is replaced by an authorized service center.

## **POTENTIALLY EXPLOSIVE ATMOSPHERES**

When you are in an area with potentially explosive atmosphere turn off your Tablet. Do not remove, install, or charge batteries to avoid creating sparks that can cause an explosion or fire resulting in serious injury or even death. Areas with potentially explosive atmospheres are often, but



not always, clearly marked. Potential areas may include fueling areas, fuel or chemical transfer or storage facilities, or areas where the air contains chemicals or particles, such as grain dust, or metal powders, or areas where you would normally be advised to turn off your engine.

### **CARE & MAINTENANCE**

Do not use volatile solvents to clean this product. Such chemicals may damage it. To clean product, gently wipe it with a clean, dry, soft cloth.

### **BATTERY USE & CHARGING**

Disposal and Recycling - You must dispose of this product properly, according to local laws and regulations. Because this product contains electronic components and a battery, it must be disposed of separately from household waste. Contact local authorities to learn about disposal and recycling options.

### **RADIO FREQUENCY (RF) EXPOSURE**

Your Tablet contains radio transmitters and receivers. The antenna on your Tablet is around the perimeter. For optimal device performance, and to be sure that human exposure to RF energy does not exceed the guidelines set forth in the relevant standards, always follow these instructions and precautions: place your Tablet with the antenna away from your body.

Your Tablet is designed to comply with local regulatory requirements concerning exposure to RF energy. [For more information about your Tablet compliance with the Specific Absorption Rates (SAR) limits set by the FCC visit [www.vizio.com](http://www.vizio.com).] For additional information from the FCC about exposure to RF energy, see: [www.fcc.gov/oet/rfsafety](http://www.fcc.gov/oet/rfsafety)

The World Health Organization (WHO) notes that present scientific information indicates that exposure to RF within the limits set by the ICNIRP guidelines (from 0-300 GHz) does not produce any known adverse

health effect. Additional information can be found at [www.who.int/emf](http://www.who.int/emf)

### **RF ENERGY INTERFERENCE/COMPATIBILITY**

RF transmitting electronic equipment such as your Tablet is subject to, and may cause, interference with other electronic equipment. Always follow instructions to avoid interference problems and turn off your Tablet in any location where posted notices instruct you to do so.

#### **Aircraft**

Turn off your Tablet whenever instructed to do so by airline staff. If your Tablet has an airplane mode or similar feature, consult airline staff about using it in flight.

#### **Implantable Medical Devices**

If you have an implantable medical device, such as a pacemaker or defibrillator, consult with your doctor before using your Tablet.

Persons with implantable medical devices should observe the following precautions:

- When your Tablet is ON, always keep it more than 15 centimeters (6 inches) away from the implantable medical device.
- Immediately turn your Tablet OFF if you have any reason to suspect that interference is taking place.

Read and follow the directions from the manufacturer of your implantable medical device. If you have any questions about using your Tablet with your implantable medical device, consult with your doctor.

**Federal Communication Commission Interference Statement**

This equipment has been tested and found to comply with the limits for a Class B digital device, pursuant to Part 15 of the FCC Rules. These limits are designed to provide reasonable protection against harmful interference in a residential installation. This equipment generates, uses and can radiate radio frequency energy and, if not installed and used in accordance with the instructions, may cause harmful interference to radio communications. However, there is no guarantee that interference will not occur in a particular installation. If this equipment does cause harmful interference to radio or television reception, which can be determined by turning the equipment off and on, the user is encouraged to try to correct the interference by one of the following measures:

- Reorient or relocate the receiving antenna.
- Increase the separation between the equipment and receiver.
- Connect the equipment into an outlet on a circuit different from that to which the receiver is connected.
- Consult the dealer or an experienced radio/TV technician for help.

**FCC Caution:** Any changes or modifications not expressly approved by the party responsible for compliance could void the user's authority to operate this equipment.

**FCC Compliance Statement**

This device complies with Part 15 of the FCC Rules. Operation is subject to the following two conditions: (1) This device may not cause harmful interference, and (2) this device must accept any interference received, including interference that may cause undesired operation.

**IMPORTANT NOTE: Radiation Exposure Statement**

The product complies with the US/Canada portable RF exposure limit set forth for an uncontrolled environment and is safe for intended operation as described in this manual. The further RF exposure reduction can be achieved if the product can be kept as far as possible from the user body or set the device to lower output power if such function is available. This transmitter must not be co-located or operating in conjunction with any other antenna or transmitter.

Products are often returned due to a technical problem rather than a defective product. Our trained support personnel can often resolve the problem over the phone. For more information on warranty service or repair after the warranty period please contact our Support Department at the number below.

Customer support and quality service are integral parts of VIZIO's commitment to service excellence. For technical assistance contact our VIZIO Technical Support Department via email or phone. Please have your VIZIO model number, serial number, and date of purchase available before your call.

**Industry Canada statement:**

This device complies with RSS-210 of the Industry Canada Rules. Operation is subject to the following two conditions: (1) This device may not cause harmful interference, and (2) this device must accept any interference received, including interference that may cause undesired operation.

Ce dispositif est conforme à la norme CNR-210 d'Industrie Canada applicable aux appareils radio exempts de licence. Son fonctionnement est sujet aux deux conditions suivantes: (1) le dispositif ne doit pas produire de brouillage préjudiciable, et (2) ce dispositif doit accepter tout brouillage reçu, y compris un brouillage susceptible de provoquer un fonctionnement indésirable.

**IMPORTANT NOTE:****Radiation Exposure Statement:**

The product complies with the US/Canada portable RF exposure limit set forth for an uncontrolled environment and are safe for intended operation as described in this manual. The further RF exposure reduction can be achieved if the product can be kept as far as possible from the user body or set the device to lower output power if such function is available.

**NOTE IMPORTANTE:****Déclaration d'exposition aux radiations:**

Le produit est conforme aux limites d'exposition pour les appareils portables RF pour les Etats-Unis et le Canada établies pour un environnement non contrôlé. Le produit est sûr pour un fonctionnement tel que décrit dans ce manuel. La réduction aux expositions RF peut être augmentée si l'appareil peut être conservé aussi loin que possible du corps de l'utilisateur ou que le dispositif est réglé sur la puissance de sortie la plus faible si une telle fonction est disponible.

# LIMITED WARRANTY

## ON PARTS AND LABOR

### Covers units purchased as new in United States and Puerto Rico Only

VIZIO provides a warranty to the original purchaser of a new Product against defects in materials and workmanship for a period of one year of non-commercial usage and ninety (90) days of commercial use. If a Product covered by this warranty is determined to be defective within the warranty period, VIZIO will either repair or replace the Product at its sole option and discretion.

To obtain warranty service, contact VIZIO Technical Support via email: [TechSupport@VIZIO.com](mailto:TechSupport@VIZIO.com) or via phone at 877 MY VIZIO (877.698.4946) from 6:00AM to 9:00PM Monday through Friday and 8:00AM to 4:00PM Saturday and Sunday, Pacific Time, or visit [www.VIZIO.com](http://www.VIZIO.com). PRE-AUTHORIZATION MUST BE OBTAINED BEFORE SENDING ANY PRODUCT TO A VIZIO SERVICE CENTER. Proof of purchase in the form of a purchase receipt or copy thereof is required to show that a Product is within the warranty period.

### Parts and Labor

There will be no charge for parts or labor during the warranty period. Replacement parts and Products may be new or recertified at VIZIO's option and sole discretion. Replacement parts and Products are warranted for the remaining portion of the original warranty or for ninety (90) days from warranty service or replacement, whichever is greater.

### Type of Service

Defective Products must be sent to a VIZIO service center to obtain warranty service. VIZIO is not responsible for transportation costs to the service center, but VIZIO will cover return shipping to the customer. PRE-AUTHORIZATION IS REQUIRED BEFORE SENDING ANY PRODUCT TO A VIZIO SERVICE CENTER FOR WARRANTY SERVICE.

Product returns to VIZIO's service centers must utilize either the original carton box and shipping material or packaging that affords an equal degree of protection. VIZIO Technical Support will provide instructions for packing and shipping the covered Product to the VIZIO service center.

## Limitations and Exclusions

VIZIO's one-year limited warranty only covers defects in materials and workmanship. This warranty does not cover, for example: cosmetic damage, normal wear and tear, improper operation, improper voltage supply or power surges, signal issues, damages from shipping, acts of God, any type of customer misuse, modifications or adjustments, as well as installation and set-up issues or any repairs attempted by anyone other than by a VIZIO authorized service center. Products with unreadable or removed serial numbers, or requiring routine maintenance are not covered. This one year limited warranty does not cover Products sold "AS IS", "FACTORY RECERTIFIED", or by a non-authorized reseller.

THERE ARE NO EXPRESS WARRANTIES OTHER THAN THOSE LISTED OR DESCRIBED ABOVE. ANY IMPLIED WARRANTIES, INCLUDING ANY IMPLIED WARRANTY OF MERCHANTABILITY AND FITNESS FOR A PARTICULAR PURPOSE, SHALL BE LIMITED IN DURATION TO THE PERIOD OF TIME SET FORTH ABOVE. VIZIO'S TOTAL LIABILITY FOR ANY AND ALL LOSSES AND DAMAGES RESULTING FROM ANY CAUSE WHATSOEVER INCLUDING VIZIO'S NEGLIGENCE, ALLEGED DAMAGE, OR DEFECTIVE GOODS, WHETHER SUCH DEFECTS ARE DISCOVERABLE OR LATENT, SHALL IN NO EVENT EXCEED THE PURCHASE PRICE OF THE PRODUCT. VIZIO SHALL NOT BE RESPONSIBLE FOR LOSS OF USE, LOSS OF INFORMATION OR DATA, COMMERCIAL LOSS, LOST REVENUE OR LOST PROFITS, OR OTHER INCIDENTAL OR CONSEQUENTIAL DAMAGES. SOME STATES DO NOT ALLOW LIMITATIONS ON HOW LONG AN IMPLIED WARRANTY LASTS OR THE EXCLUSION OF INCIDENTAL OR CONSEQUENTIAL DAMAGES, SO THE ABOVE LIMITATIONS OR EXCLUSIONS MAY NOT APPLY TO YOU. THIS WARRANTY GIVES YOU SPECIFIC LEGAL RIGHTS, AND YOU MAY ALSO HAVE OTHER RIGHTS, WHICH VARY FROM STATE TO STATE. THIS WARRANTY IS SUBJECT TO CHANGE WITHOUT NOTICE. CHECK [www.VIZIO.com](http://www.VIZIO.com) FOR THE MOST CURRENT VERSION.



ENTERTAINMENT FREEDOM FOR ALL