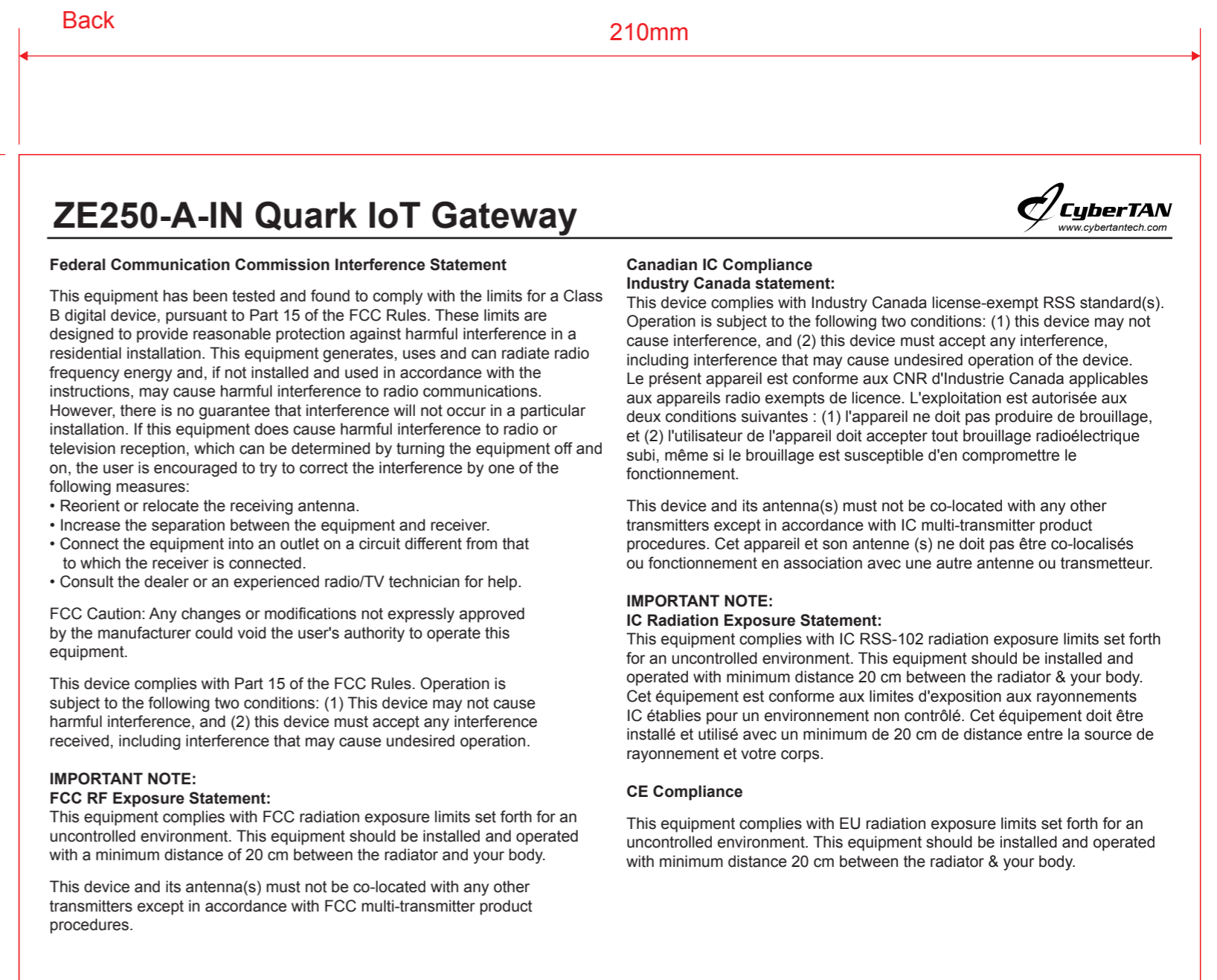
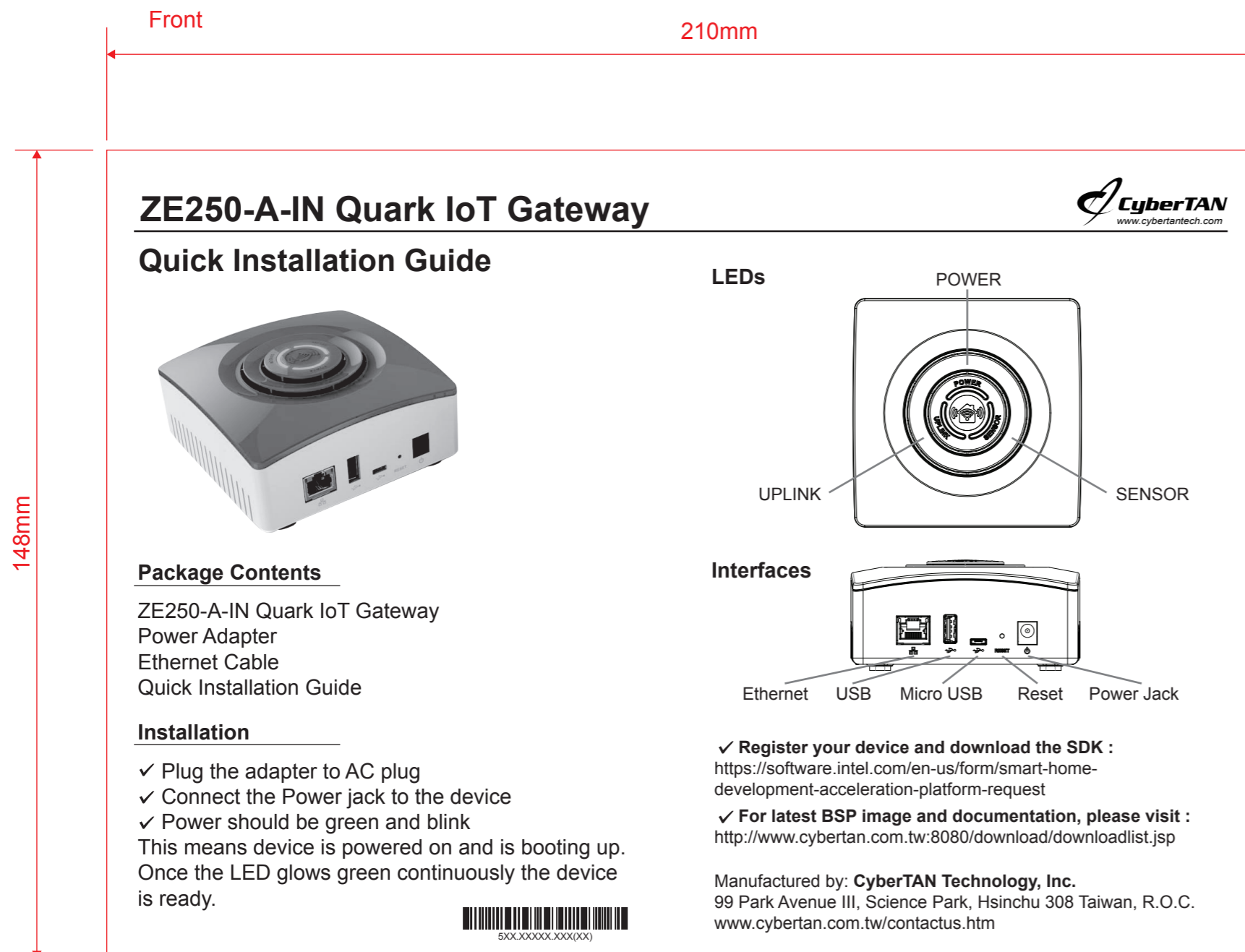
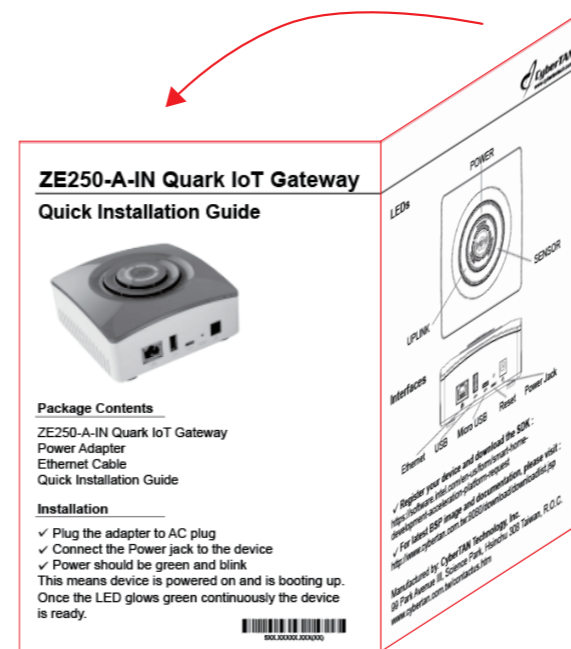


ZE250 - QSG
 P/N:
 Version: A
 Description:

Size: 210*148mm (tolerance±1mm)
 Fold size: 105*74mm (tolerance±1mm)
 Material: 80g wood free paper (80g 模造紙)
 Printing color: Black 100%

成型尺寸:105*74mm



ZE250-A-IN Quark IoT Gateway

Quick Installation Guide



Package Contents

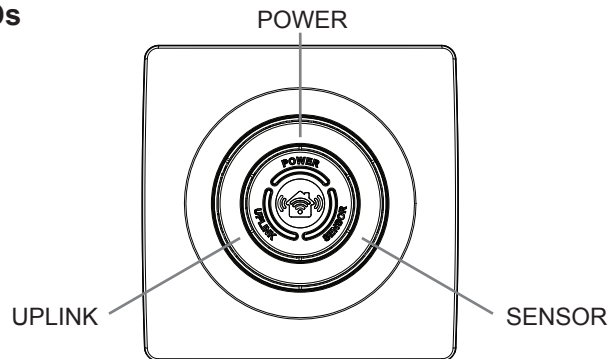
- ZE250-A-IN Quark IoT Gateway
- Power Adapter
- Ethernet Cable
- Quick Installation Guide

Installation

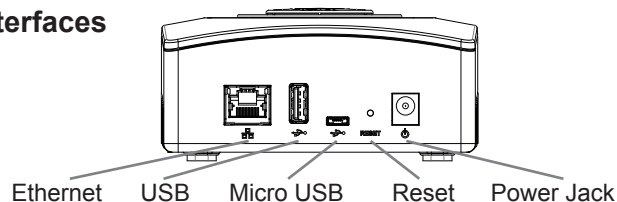
- ✓ Plug the adapter to AC plug
 - ✓ Connect the Power jack to the device
 - ✓ Power should be green and blink
- This means device is powered on and is booting up. Once the LED glows green continuously the device is ready.



LEDs



Interfaces



✓ Register your device and download the SDK :

<https://software.intel.com/en-us/form/smart-home-development-acceleration-platform-request>

✓ For latest BSP image and documentation, please visit :

<http://www.cybertan.com.tw:8080/download/downloadlist.jsp>

Manufactured by: **CyberTAN Technology, Inc.**
99 Park Avenue III, Science Park, Hsinchu 308 Taiwan, R.O.C.
www.cybertan.com.tw/contactus.htm

ZE250-A-IN Quark IoT Gateway

Federal Communication Commission Interference Statement

This equipment has been tested and found to comply with the limits for a Class B digital device, pursuant to Part 15 of the FCC Rules. These limits are designed to provide reasonable protection against harmful interference in a residential installation. This equipment generates, uses and can radiate radio frequency energy and, if not installed and used in accordance with the instructions, may cause harmful interference to radio communications. However, there is no guarantee that interference will not occur in a particular installation. If this equipment does cause harmful interference to radio or television reception, which can be determined by turning the equipment off and on, the user is encouraged to try to correct the interference by one of the following measures:

- Reorient or relocate the receiving antenna.
- Increase the separation between the equipment and receiver.
- Connect the equipment into an outlet on a circuit different from that to which the receiver is connected.
- Consult the dealer or an experienced radio/TV technician for help.

FCC Caution: Any changes or modifications not expressly approved by the manufacturer could void the user's authority to operate this equipment.

This device complies with Part 15 of the FCC Rules. Operation is subject to the following two conditions: (1) This device may not cause harmful interference, and (2) this device must accept any interference received, including interference that may cause undesired operation.

IMPORTANT NOTE:

FCC RF Exposure Statement:

This equipment complies with FCC radiation exposure limits set forth for an uncontrolled environment. This equipment should be installed and operated with a minimum distance of 20 cm between the radiator and your body.

This device and its antenna(s) must not be co-located with any other transmitters except in accordance with FCC multi-transmitter product procedures.

Canadian IC Compliance

Industry Canada statement:

This device complies with Industry Canada license-exempt RSS standard(s). Operation is subject to the following two conditions: (1) this device may not cause interference, and (2) this device must accept any interference, including interference that may cause undesired operation of the device. Le présent appareil est conforme aux CNR d'Industrie Canada applicables aux appareils radio exempts de licence. L'exploitation est autorisée aux deux conditions suivantes : (1) l'appareil ne doit pas produire de brouillage, et (2) l'utilisateur de l'appareil doit accepter tout brouillage radioélectrique subi, même si le brouillage est susceptible d'en compromettre le fonctionnement.

This device and its antenna(s) must not be co-located with any other transmitters except in accordance with IC multi-transmitter product procedures. Cet appareil et son antenne (s) ne doit pas être co-localisés ou fonctionner en association avec une autre antenne ou transmetteur.

IMPORTANT NOTE:

IC Radiation Exposure Statement:

This equipment complies with IC RSS-102 radiation exposure limits set forth for an uncontrolled environment. This equipment should be installed and operated with minimum distance 20 cm between the radiator & your body. Cet équipement est conforme aux limites d'exposition aux rayonnements IC établies pour un environnement non contrôlé. Cet équipement doit être installé et utilisé avec un minimum de 20 cm de distance entre la source de rayonnement et votre corps.

CE Compliance

This equipment complies with EU radiation exposure limits set forth for an uncontrolled environment. This equipment should be installed and operated with minimum distance 20 cm between the radiator & your body.