

Using the Configuration Menu (continued)

This page displays the current information for the DWL-700AP. It will display the **Ethernet** and **Wireless** information.

Ethernet:

- MAC Address
- IP Address
- Subnet Mask
- Gateway
- DHCP Server

Wireless:

- MAC Address
- SSID
- Encryption
- Channel
- AP mode

Status > Device Info



Fig. 5.12

The DWL-700AP keeps a running log of events and activities occurring on the Access Point. If the device is rebooted, the logs are automatically cleared. You may save the log files under **Log Settings**.

To enable or disable logging for the Access Point, click on **Log Settings**. To monitor the wireless stations, select **Enable** and the log file will be sent to the associated computer.

Status > Log

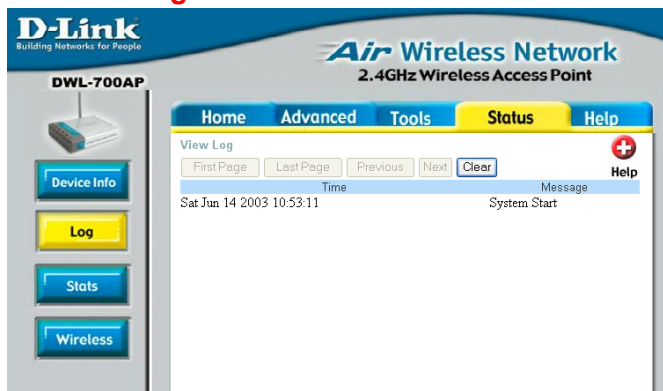


Fig. 5.13

- First Page** - displays the first page of the Log
- Last Page** - displays the last page of the Log
- Previous** - moves back one log page
- Next** - moves forward one log page
- Clear** - clears the log completely
- Log Settings** – Brings up the page to configure the logs

Using the Configuration Menu (continued)



Syslog Server: Using third party syslog software, the Syslog Server function will download the DWL-700AP's log automatically to an IP address specified sever.

Status > Stats

Displays the network traffic statistics for both received and transmitted communications through the Ethernet port and wireless connections associated with the Access Point.

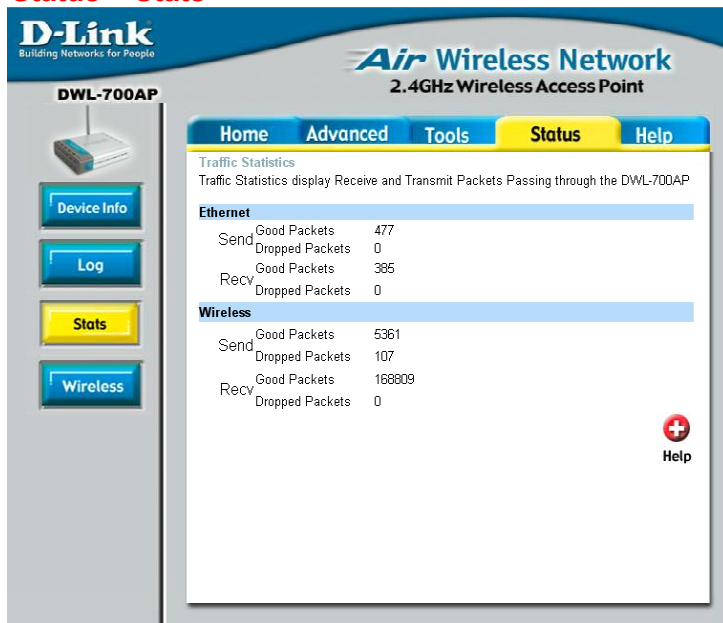


Fig. 5.14

Using the Configuration Menu (continued)

Status > Wireless

Displays the list of computers that are connected to the DWL-700AP wirelessly.

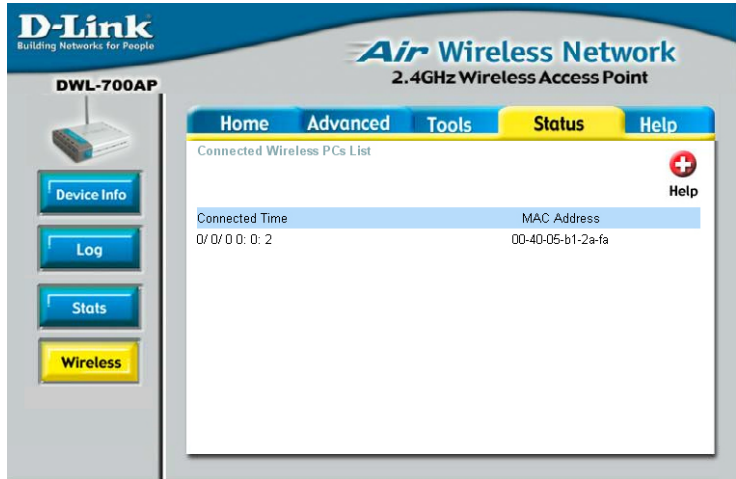


Fig. 5.15