







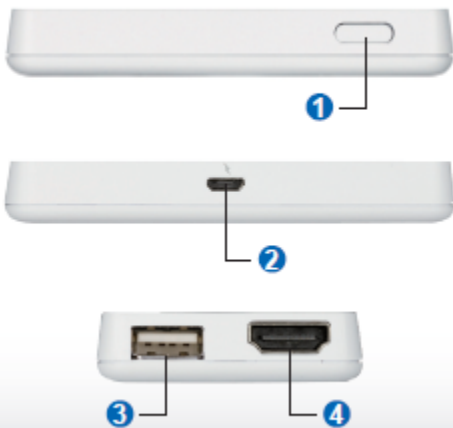


1. Package Contents

	DSM-232 G-cluster Media Adapter		5V/1A Power Adapter - No USB port on the TV - Need to use gamepad for gaming
	G-cluster Holder		Warranty Card
	USB Cable		GPL (General Public License)
	HDMI Cable		QIG (Quick Installation Guide)

2. Hardware Overview



1	WPS/Reset Button	Network information
		15~20 sec, Reset to default setting
2	Micro-USB	Connect the supplied USB cable here and the other end into the USB port on the TV or power adapter
3	USB	Connect the game pad here
4	HDMI	Connect an HDMI cable here and the other end into your TV or home theater receiver

3. Installation



1. Please connect the HDMI cable and USB cable to the G-cluster media adapter



2. Please connect the HDMI cable and USB cable to the TV
Please use the supplied power adapter when there is no USB port on the TV



3. Depending on the model of the TV, when using game pad, it may need to use the power adapter, not the USB terminal of the TV



4. After installation to a position that doesn't block the ventilation holes of the TV back, please make sure the lighting of the LED lamp



5. Please switch to the HDMI input to which you have connected the G-cluster by using the remote control of the TV



6. Please set according to the simple setup guide that will make the initial configuration of the G-cluster