

Remote Controlled Dog Training Device

Owner's Manual

Ultra-*e*TM

Training Collars

Ultra ○ *Small*

Ultra ○ *Powerful*

Ultra ○ *Control*

Model No.

Functions

Ultra- <i>e</i> 2010	"Nick", Continuous Stimulation & Tone-"Beep", Tone -"Beep" Only
Ultra- <i>e</i> 2020	"Nick", Continuous Stimulation & Vibration, Vibration Only
Ultra- <i>e</i> 2030	"Nick", Vibration Only, Tone-"Beep" Only
Ultra- <i>e</i> 2040	Vibration Only, Tone-"Beep" Only(No Shock)



D.T. Systems, Inc.

Congratulations and thank you for purchasing our **Ultra-e™** training collar. It is the smallest, most compact and powerful training collar in the world.

IMPORTANT NOTE :

Please read this owner's manual entirely before operating this unit.

Should you have any questions about our collars or their operation, please contact our Customer Service department.(See last page for address and phone number information.)

Table of Contents

● Ultra-e™ Remote Training Collar Overview	3
● Main Features Found on All Ultra-e™ Collars	3
● Model and Function - Ultra-e™ 2010	4
● Model and Function - Ultra-e™ 2020	5
● Model and Function - Ultra-e™ 2030	6
● Model and Function - Ultra-e™ 2040	7
● Turning the Unit ON and OFF	8
● Changing the Intensity Level	8
● Introducing Your Dog to the Collar	8
● Adjusting and Positioning Your Collar for Proper Fit.....	10
● How to Change Battery - Collar	11
● How to Change Batteries - Transmitter	11
● How to Test Your Collar	12
● Trouble Shooting Questions and Answers	12
● Important Notice - Read Before Using Collar.....	14
● Warranty and Repair	15

Ultra-e™ Remote Training Collar Overview

The **Ultra-e™** is the smallest and most versatile training collar in the world. The adjustable collar allows this unit to fit the smallest of breeds to the largest. The collar neck size can be adjusted from 6 1/2 inches to 24 inches.

The receiver or collar of this unit is very compact and lightweight and waterproof. It weighs approximately 4 ounces. **Ultra-e™** training collars allow the handler to communicate with their dog while it is off leash. Each collar has multiple functions and features that give handlers Ultra control to remind, reinforce and to train away unwanted behavior. The eight adjustable stimulation levels can be changed with a push of a button on the transmitter. This gives handlers the option to train their dogs using the lowest electrical stimulation level possible during training sessions. Positive Vibration and Tone-“Beep” can be used to train your dog. It is now possible to train with no electrical stimulation at all. (See the specific models in this manual for more detailed information on features and functions.)

Main Features Found On All Ultra-e™ Collars

- Compact transmitter fits on a key ring or can be worn on a lanyard while walking or jogging.
- Transmitter measures 3/8" × 1 7/8".
- Collar is compact, lightweight and waterproof. Collar measures approximately 1 1/4" × 1 7/8" and weighs just under 4 ounces.
- Patent pending magnetic on/off system with built in magnet on collar clip. No more lost magnets like other brands.
- Adjustable collar fits dog's neck size from 6 1/2" to 24"
- 8 intensity levels adjustable from the transmitter.
- Digital technology to maximize power and range and to minimize frequency interference from other electronic devices.
- Replaceable batteries, two 3-volt watch style batteries gives power to the transmitter and one 6-volt alkaline or lithium battery does power to the collar.
- Stimulation tester, training booklet and first set of batteries are included.
- One year warranty on parts and labor.

Ultra-e™ Model and Function

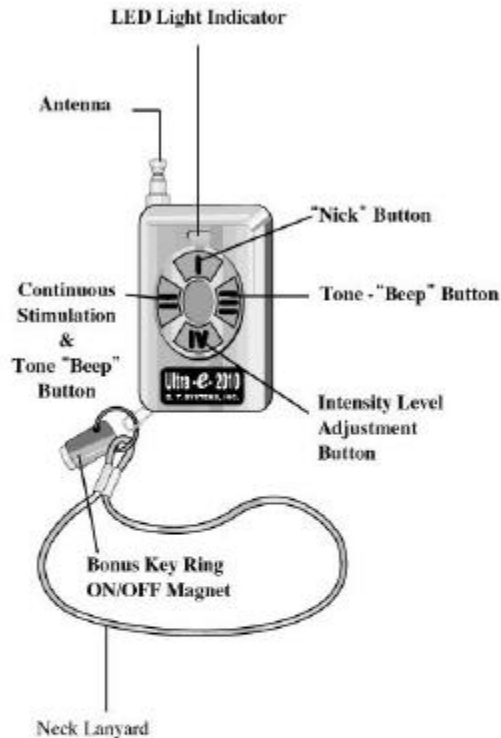
Ultra-e 2010

Button Functions :

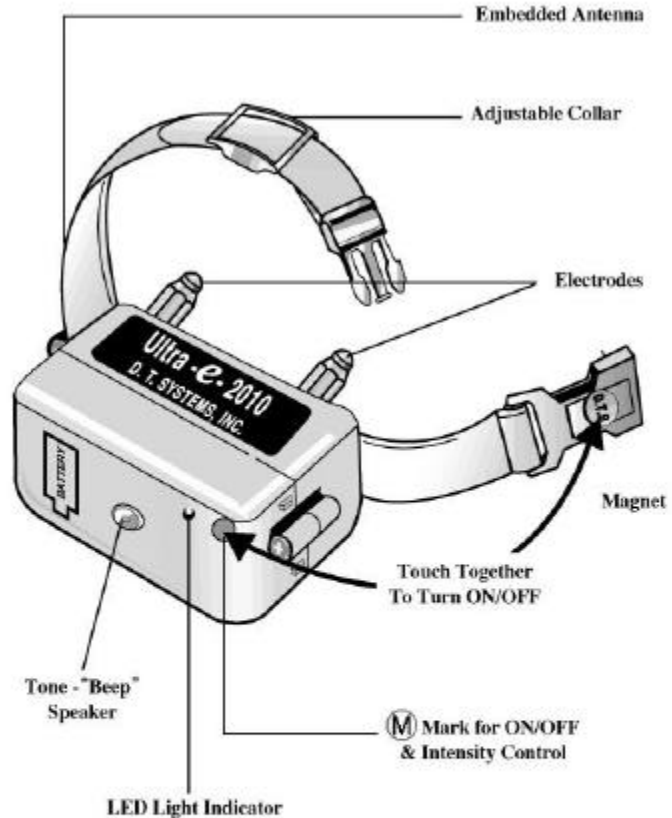
- # I - "Nick"
- # II - Continuous Stimulation & Tone-"Beep" simultaneously
- # III - Tone-"Beep" only
- # IV - Intensity Level adjustment

(See page 11 for instructions on how to change **Ultra-e™** batteries)

Transmitter



Collar/Receiver



Ultra-e™ Model and Function

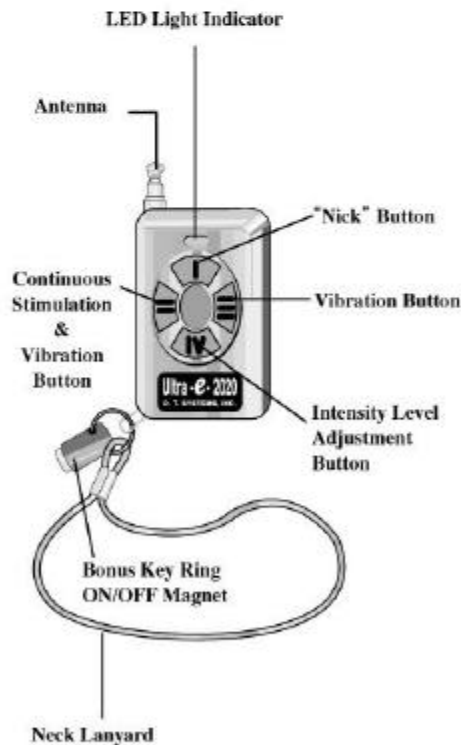
Ultra-e 2020

Button Functions :

- # I - "Nick"
- # II - Continuous Stimulation & Vibration simultaneously
- # III - Vibration only
- # IV - Intensity Level adjustment

(See page 11 for instructions on how to change Ultra-e™ batteries)

Transmitter



Collar/Receiver

