

CISCO

TFT-LCD Color Monitor
FS-S5501F
User Guide




CISCO

INFORMATION TO USER :

This equipment has been tested and found to comply with limits for a class B digital device, pursuant to Part 15 of the FCC Rules. These limits are designed to provide reasonable protection against harmful interference in a residential installation.

This equipment can generate, use, and radiate radio frequency energy and, if not installed and used in accordance with the instructions, may cause harmful interference to radio communications. However, there is no guarantee that interference will not occur in a particular installation.

If this equipment does cause unacceptable interference to radio and television reception, which can be determined by turning the equipment off and on, the user is encouraged to try to correct the interference by one or more of the following measures.

- Reorient or relocate the receiving antenna.
- Increase the separation between the equipment and receiver.
- Connect the equipment into an outlet on a circuit different from that to which the receiver is connected.
- Consult the dealer or an experienced Radio/TV technician for help.

Caution

Changes or modifications not expressly approved by the party responsible for compliance could void the user's authority to operate the equipment.



The lightning flash with arrowhead symbol within an equilateral triangle, is intended to alert the user of the presence of uninsulated "dangerous voltage" within the product's enclosure that may be of sufficient magnitude to constitute a risk of electric shock to people.

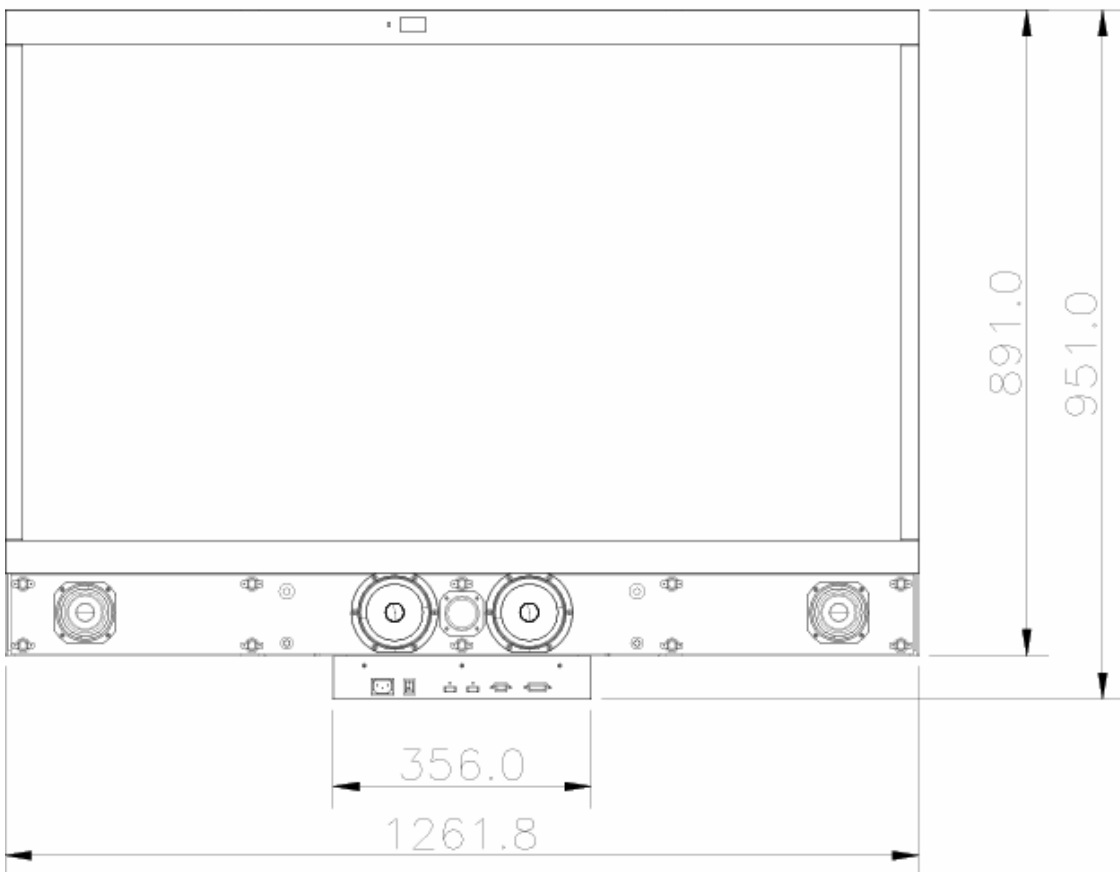
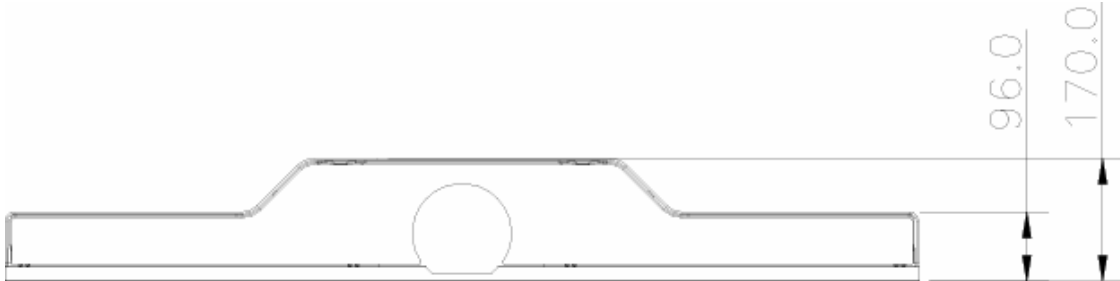


The exclamation point within an equilateral triangle is intended to alert the user of the presence of important operating and maintenance (servicing) instructions.

TABLE OF CONTENTS

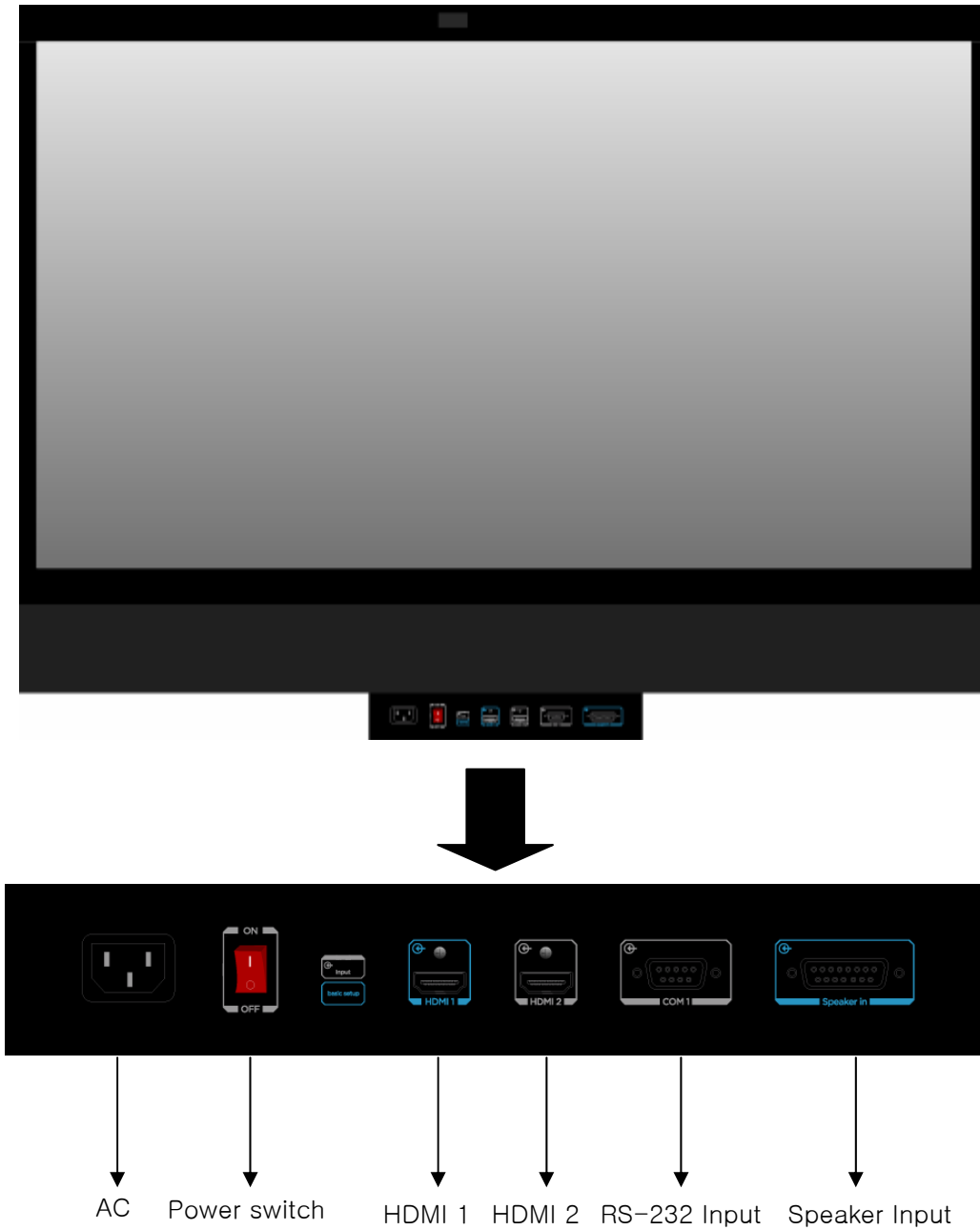
1. Product Drawing-----	1
2. Column Specification-----	2
3. Standard Signal Table -----	3
4. Signal Connector Pin Assignments-----	4
5. Specification -----	6

1. Product Drawing



Unit : mm

2. Column Specification



3. Standard signal Table

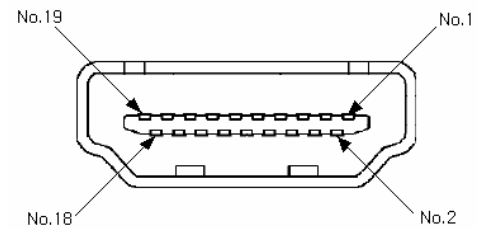
PC Supported Mode

Resolution	Horizontal Frequency(KHz)	Vertical Frequency(Hz)	Clock Frequency(MHz)
PAL	15.6	50	13.5
NTSC	15.7	60	13.5
640x480	29.5	60	23.625
800x600	31.5	50	35.4375
800x600	37	60	35.5
800x600	47	75	48.875
1024x768	47.3	60	56
720p(1280x720)	37.5	50	74.25
720p(1280x720)	45	60	74.25
720p(1280x720)	75	100	148.5
720p(1280x720)	90	120	148.5
1280x1024	64	60	108
1280x768	47.7	60	79.5
1360x768	47.3	60	72
1366x768	48.3	60	87.75
1400x1050	64.7	60	101
1680x1050	64.7	60	119.125
1600x1200	74	60	130.375
1080p(1920x1080)	27	24	74.25
1080p(1920x1080)	28.12	25	74.25
1080p(1920x1080)	33.75	30	74.25
1080p(1920x1080)	52	48	148.5
1080p(1920x1080)	56.25	50	148
1080p(1920x1080)	76.5	60	148.5
1920x1200	74	60	154

4. Signal Connector Pin Assignments

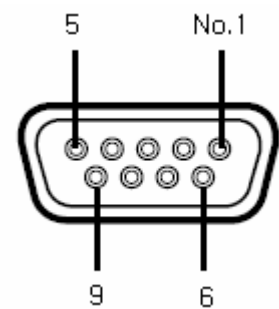
1. HDMI1, HDMI2

Pin No.	Assignment	Pin No.	Assignment
1	TMDS Data2+	11	Ground_Clock Shield
2	Ground_Data2 Shield	12	TMDS Clock-
3	TMDS Data2-	13	No Connection
4	TMDS Data1+	14	No Connection
5	Ground_Data1 Shield	15	TMDS SCL
6	TMDS Data1-	16	TMDS SDA
7	TMDS Data0+	17	Ground
8	Ground_Data0 Shield	18	TMDS Power
9	TMDS Data0-	19	Hot Plug Detect
10	TMDS Clock+		



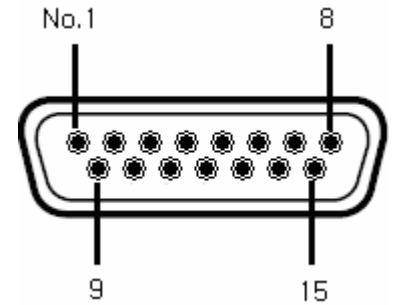
2. RS-232 input(D-Sub 9Pin) ¹

Pin No.	Assignment	Pin No.	Assignment
1	RS-232 ID	6	No Connection
2	RS-232 RXD Input	7	No Connection
3	RS-232 TXD Input	8	5V Power
4	No Connection	9	No Connection
5	Ground		



3. Speaker input(D-Sub 2Row 15Pin)²

Pin No.	Assignment	Pin No.	Assignment
1	CABINET_VERSION1	9	LEFT+ (Left speaker)
2	CABINET_VERSION0	10	LEFT- (Left speaker)
3	TW+ (Center tweeter)	11	RIGHT+ (Right speaker)
4	TW- (Center tweeter)	12	RIGHT- (Right speaker)
5	MID+ (Center midrange)	13	LOWMOUNTED
6	MID- (Center midrange)	14	GND
7	LOW+ (Center bass)	15	CABINET_VERSION2
8	LOW- (Center bass)		



Notes

- 1,2, – This port is only valid on system level assembly Do not use this port as personnel usage.

5. Specification

Model	FS-S5501F	
LCD PANEL	Type	A-si TFT Active matrix
	Screen size	138.8Cm (Diagonal)
	Maximum Resolution	1920X1080@60Hz
	Pixel pitch	0.63(H)mmX0.36(V)mm
	Display colors	16.7M (RGB 8-bit data)
	Contrast Ratio(Typ.)	4000:1
	Viewing Angle(Typ.)	89/89/89/89
	Response Time(Typ.)	10ms
	Luminance(Typ.)	350cd/m2
Synchro nization	Horizontal Frequency	76.5 KHz
	Vertical Frequency	60 Hz
Power Consumption	Maximum	250W
	Standby Mode	Under 0.5W
Power	AC 100-240V~50-60Hz 2.5A Max	
Approval Marks	Approval Mark	CE,CSA,FCC,KCC,KC,CCC,PSE,ENERGY STAR,WEEE
Dimension	Size and weight	1261.8X170X949 /52Kg