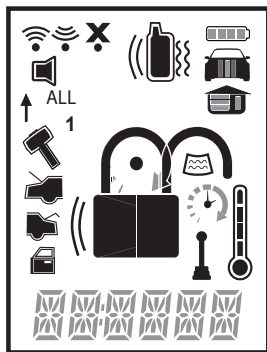












access "Request temperature" or "Runtime remaining" press the **f** button the specified amount of times, and then hold.

**Note:** Pressing more than one button simultaneously generates an Error tone and the F-Shift LED turns ON.

## ➤ LCD layout



## ➤ LCD icons

- |   |   |                |    |   |               |
|---|---|----------------|----|---|---------------|
| 1 |    | Armed          | 2  |    | Locked        |
| 3 |   | disarmed       | 4  |   | Unlocked      |
| 5 |  | Alarm          | 6  |  | Remote Start  |
| 7 |  | Battery Status | 8  |  | Pager On      |
| 9 |  | Pager Off      | 10 |  | Pager Vibe On |