

**O W N E R ' S
M A N U A L**

PSWi-8M

**WIRELESS
POWERED
SUBWOOFER**

polkaudio® | the speaker
specialists®

**IMPORTANT SAFETY INSTRUCTIONS
READ BEFORE OPERATING EQUIPMENT**



1. Read these instructions.
2. Keep these instructions.
3. Heed all warnings.
4. Follow all instructions.
5. Do not use this apparatus near water.
6. Clean only with dry cloth.
7. Do not block any ventilation openings. Install in accordance with the manufacturer's instructions.
8. Do not install near any heat sources such as radiators, heat registers, stoves, or other apparatus (including amplifiers) that produce heat.
9. Do not defeat the safety purpose of the polarized or grounding-type plug. A polarized plug has two blades with one wider than the other. A grounding type plug has two blades and a third grounding prong. The wide blade or the third prong are provided for your safety. If the provided plug does not fit into your outlet, consult an electrician for replacement of the obsolete outlet.
10. Protect the power cord from being walked on or pinched particularly at plugs, convenience receptacles, and the point where they exit from the apparatus.
11. Only use attachments/accessories specified by the manufacturer.
12. Use only with the cart, stand, tripod, bracket, or table specified by the manufacturer, or sold with the apparatus. When a cart is used, use caution when moving the cart/apparatus combination to avoid injury from tip-over.
13. Unplug this apparatus during lightning storms or when unused for long periods of time.
14. Refer all servicing to qualified service personnel. Servicing is required when the apparatus has been damaged in any way, such as power-supply cord or plug is damaged, liquid has been spilled or objects have fallen into the apparatus, the apparatus has been exposed to rain or moisture, does not operate normally, or has been dropped.
15. **WARNING:** To reduce the risk of fire or electric shock, this apparatus should not be exposed to rain or moisture and objects filled with liquids, such as vases, should not be placed on this apparatus.
16. To completely disconnect this equipment from the mains, disconnect the power supply cord plug from the receptacle.
17. The main plug of the power supply cord shall remain readily operable.



WARNING: Listen Carefully

Polk Audio loudspeakers and subwoofers are capable of playing at extremely high volume levels, which could cause serious or permanent hearing damage. Polk Audio, Inc. accepts no liability for hearing loss, bodily injury or property damage resulting from the misuse of its products. Keep these guidelines in mind and always use your own good judgment when controlling volume: You should limit prolonged exposure to volumes that exceed 85 decibels(dB). For more about safe volume levels, go to www.polkaudio.com/education/article/SPL/, or refer to the Occupational Health and Safety Administration (OSHA) guidelines at www.osha.gov/dts/osta/otm/noise/standards_more.html.

The **CAUTION** marks shown here are located on the back of your PSWi-8M.

-  **CAUTION:** To prevent electric shock, match wide blade of plug to wide slot, insert fully.
-  **CAUTION:** No naked flame sources, such as candles, should be placed on the apparatus.

Class B Emissions Limits

This Class B digital apparatus meets all requirements of the Canadian Interference-Causing Equipment Regulations.

Product Disposal

Certain international, national and/or local laws and/or regulations may apply regarding the disposal of this product. For further detailed information, please contact the retailer where you purchased this product or the Polk Audio Importer/Distributor in your country. A listing of Polk Audio Importer/ Distributors can be found on the Polk Audio website www.polkaudio.com or by contacting Polk Audio at: 5601 Metro Drive, Baltimore, Maryland 21215, USA. Phone: +1-410-358-3600; in California: 1-800-377-7655.



NOTE:

This equipment has been tested and found to comply with the limits for a Class B digital device, pursuant to part 15 of the FCC Rules. These limits are designed to provide reasonable protection against harmful interference in a residential installation. This equipment generates, uses and can radiate radio frequency energy, and, if not installed and used in accordance with the instructions, may cause harmful interference to radio communications. However, there is no guarantee that interference will not occur in a particular installation. If this equipment does cause harmful interference to radio or television reception, which can be determined by turning the equipment off and on, the user is encouraged to try to correct the interference by one or more of the following measures:

- Reorient or relocate the receiving antenna.
- Increase the separation between the equipment and receiver.
- Connect the equipment into an outlet on a circuit different from that to which the receiver is connected.
- Consult the dealer or an experienced radio/TV technician for help.

FCC WARNING STATEMENT

FCC NOTE:

THE MANUFACTURER IS NOT RESPONSIBLE FOR ANY RADIO OR TV INTERFERENCE CAUSED BY UNAUTHORIZED MODIFICATIONS TO THIS EQUIPMENT. SUCH MODIFICATIONS COULD VOID THE USER'S AUTHORITY TO OPERATE THE EQUIPMENT.

This equipment complies with FCC RF radiation exposure limits set forth an uncontrolled environment. This equipment should be installed and operated with a minimum distance of 20 centimeters between the radiator and your body, This transmitter must not be co-located or operating in conjunction with any other antenna or transmitter

Canada Statement

This Device complies with RSS-210 of the IC Rules; Operation is subject to the following two conditions:
 (1). This device may not cause interference and
 (2). This device must accept any interference received, including interference that may cause undesired operation.
 The device meets the exemption from the routine evaluation limits in section 2.5 of RSS 102 and users can obtain Canadian information on RF exposure and compliance from the Canadian Representative.

FIRST THINGS FIRST

Caution: Subwoofers are heavy. Exercise caution when unpacking your subwoofer.

Please check to ensure you have everything in your Polk Audio PSWi-8M Wireless Subwoofer carton. Inside, you should find:

- Wireless Subwoofer
- Transmitter Box
- 5' USB Cable
- 5' RCA Cable
- Wall Power Adapter
- Owners Manual
- Online Registration Card

If anything is missing or damaged, or if your Polk Audio PSWi-8M fails to operate, please notify your dealer immediately. We recommend keeping your original carton and packing materials in case you need to ship the unit in the future.

WHERE TO LOCATE YOUR WIRELESS SUBWOOFER FOR THE BEST SOUND

The PSWi-8M Wireless Subwoofer can be placed anywhere in the room, up to 30' (10 meters) from its transmitter. Your Wireless Subwoofer is really easy to place and can go just about anywhere in the room. Plus you don't have to worry about connecting wires, because the only wire you have to plug in is the power cord to an AC outlet.

Note: Placing your subwoofer in a corner of your room will reinforce the subwoofer's output, making it sound louder.

We do recommend placing your subwoofer in different locations within your room to learn what produces the best sound quality based upon your listening preferences.

Specifications

Dimensions	12 1/2" W x 12 1/2" D x 13" H (31.75cm x 31.75cm x 33.02cm)
System Power	50 Watts Continuous 100 Watts Dynamic
Subwoofer Weight	21 lbs (9.53kg)

For more information on subwoofer placement, go to: www.polkaudio.com/education/article.php?id=20.

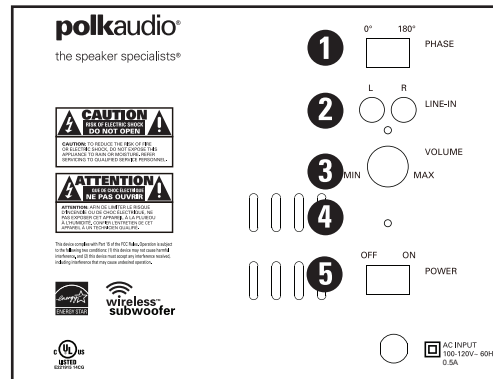
PSWi-8M INPUTS AND CONTROLS

Transmitter



- 1 Audio Inputs—Use the provided 5' RCA cable to connect the audio outputs from your TV to the transmitter inputs.
- 2 Wireless Sync Button—Used to reestablish audio connection between transmitter and subwoofer.
- 3 LED—Indicates transmitter is active/pairing.
- 4 Power Connection—The transmitter power supply is connected here using the USB cable. Alternatively, you can power the transmitter directly from select Mitsubishi televisions with USB connections.

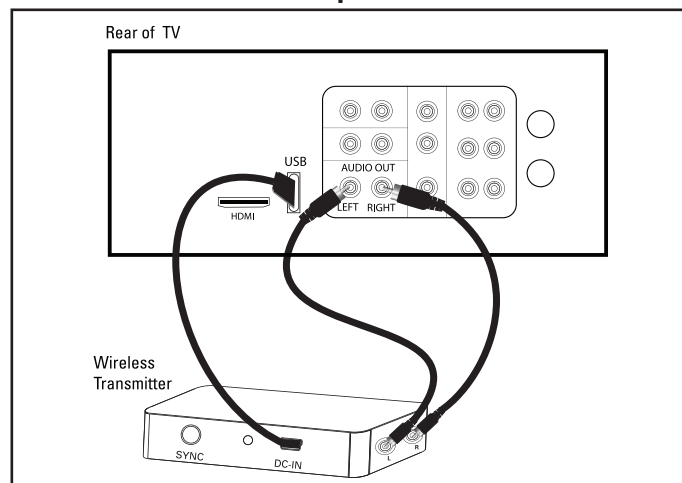
Subwoofer



- 1 Phase Switch—Flips subwoofer signal phase.
- 2 Line-Level Inputs—Connects the subwoofer to a receiver using RCA cables when a wireless connection is not used.
- 3 Volume—Adjusts the volume of the Wireless Subwoofer.
- 4 Power Mode LED—Shines green when the Wireless Subwoofer is on/pairing.
- 5 Power Switch—Turns the Wireless Subwoofer on or off.

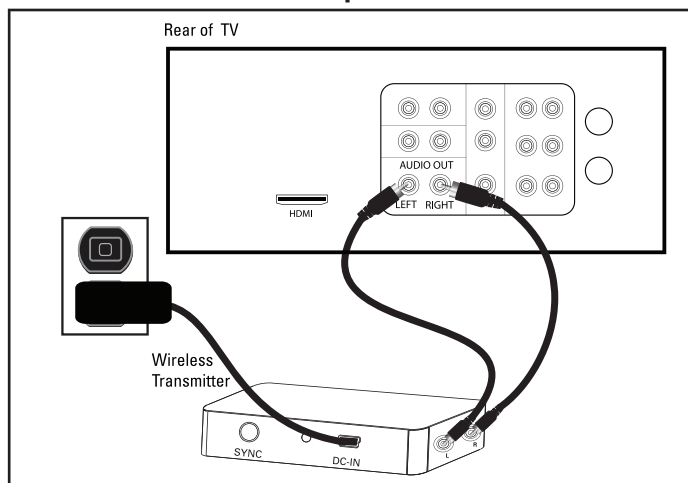
CONNECTING THE TRANSMITTER TO YOUR TV

OPTION #1: TVs with a USB port on the back.



- Connect the left and right audio outputs on your TV to the left and right inputs on the transmitter.
- Connect the USB cable to the USB jack on your TV and to the back of the transmitter .
- Connect the AC plug on the subwoofer (not shown) to a wall outlet, and turn power switch "ON".

OPTION #2: TVs with no USB port on the back.



- Connect the left and right audio outputs on your TV to the left and right inputs on the transmitter.
- Connect the USB cable to the power adapter and to the back of the transmitter.
- Connect the AC plug on the subwoofer (not shown) to a wall outlet, and turn power switch to "ON".

CONNECTING THE WIRELESS SUBWOOFER AND TRANSMITTER

The PSWi-8M transmitter and subwoofer come from the factory configured to work together. If the subwoofer stops receiving an audio signal, follow these instructions to reestablish the connection.

1. Turn off the subwoofer's AC Mains switch.
2. Press and hold the SYNC button on the transmitter for three (3) seconds.
3. The status light on the transmitter will blink very quickly, indicating that the subwoofer and transmitter are ready to be connected.
4. Turn on the subwoofer's AC Mains switch. When the subwoofer's LED shines solid green, the subwoofer and the transmitter are connected and ready to use.

ADJUSTING YOUR SUBWOOFER

Note: When you set up your subwoofer for the first time, you will probably have to make some adjustments before you hear what you personally like.

FINE TUNING YOUR SUBWOOFER

- **Volume:** Adjust by ear using a wide variety of CDs and video sources. Adjust for deep, powerful bass without "boominess" until the voice sounds natural.
- **Phase Switch:** Playing music and sitting in your listening position, carefully listen for the point at which the subwoofer transitions to your main speakers. This is the crossover point, and this point should be below the frequency of a male human voice. Whichever phase setting sounds louder or fuller at the subwoofer's crossover point is the optimum setting. Sometimes no difference will be heard.

TROUBLESHOOTING

Subwoofer does not power on.	<ul style="list-style-type: none">– Ensure the subwoofer is plugged into a live wall outlet.– Ensure the rear panel power switch is in the "ON" position.
No sound from subwoofer.	<ul style="list-style-type: none">– Turn up the volume control.– Reestablish the subwoofer and the transmitter connection. (see instructions on page 4)
Bass output not loud enough.	<ul style="list-style-type: none">– Turn up the volume control.– Place the Wireless Subwoofer closer to a corner of the room.
The subwoofer's sound is intermittent, sounds weak or is distorted	<ul style="list-style-type: none">– The Wireless Subwoofer could be too far away from the transmitter to receive a sufficiently strong signal. Try moving it closer.– Try turning off other 2.4 GHz devices (cordless phones, microwave ovens, etc.)

TECHNICAL ASSISTANCE AND SERVICE

If, after following these hookup directions, you experience difficulty, please double-check all wire connections. Should you isolate the problem to the subwoofer, contact the authorized Polk Audio dealer where you made your purchase, or call Polk Audio's friendly Customer Service Department at 1-800-377-7655 (calls from US or CAN only), 410-358-3600 9am to 6pm EST, Monday through Friday.

You may also contact us via email: polkcs@polkaudio.com. For more detailed hookup information and manual updates, visit: www.polkaudio.com.

A Note Regarding Wireless Performance:

Like all wireless devices, your PSWi-8M may be susceptible to RF interference from such sources as microwave ovens, WiFi computer systems, video game systems, cordless telephones, blue tooth systems, baby monitors and other devices. In particular, any devices operating in the 2.4GHz band may cause intermittent wireless connections between the PSWi-8M. It is also possible that your PSWi-8M may affect other wireless systems. For the most part, you can avoid wireless performance problems by physically separating these devices from your PSWi-8M. Maintaining a distance of several feet or more between your PSWi-8M speaker and any wireless device should prevent any mutual interference effects. If you do notice any subwoofer signal dropouts take care to identify the root cause (most commonly having other wireless devices too close) and resolve accordingly. Any interference effects from a microwave oven will cease once the oven stops operating and may be resolved on a long-term basis by increasing the physical distance between your PSWi-8M and the microwave oven.

LIMITED WARRANTY

Polk Audio, Inc., warrants to the original retail purchaser only. This warranty will terminate automatically prior to its stated expiration if the original retail purchaser sells or transfers the Product to any other party.

Polk Audio, Inc., warrants, to the original retail purchaser only, that the LOUDSPEAKER(S), PASSIVE CROSSOVER COMPONENT(S) and ENCLOSURE on this Polk Audio Loudspeaker Product will be free from defects in material and workmanship for a period of five (5) years from the date of original retail purchase from a Polk Audio Authorized Dealer.

Furthermore, Polk Audio, Inc., warrants, to the original retail purchaser only, that any AMPLIFIER OR OTHER ELECTRONIC COMPONENT that may be included in this Polk Audio Loudspeaker Product will be free from defects in material and workmanship for a period of three (3) years from the date of original retail purchase from a Polk Audio Authorized Dealer.

To allow Polk Audio to offer the best possible warranty service, please register your new product online at: www.polkaudio.com/registration or call Polk customer service 800-377-7655 in the USA and Canada (outside the USA: 410-358-3600) within ten (10) days of the date of original purchase. Be sure to keep your original purchase receipt.

Defective Products must be shipped, together with proof of purchase, prepaid insured to the Polk Audio Authorized Dealer from whom you purchased the Product, or to the Factory at 1 Viper Way, Vista CA, 92081. Products must be shipped in the original shipping container or its equivalent; in any case the risk of loss or damage in transit is to be borne by you. If upon examination at the Factory or Polk Audio Authorized Dealer it is determined that the unit was defective in materials or workmanship at any time during this Warranty period, Polk Audio or the Polk Audio Authorized Dealer will, at its option, repair or replace this Product at no additional charge, except as set forth below. All replaced parts and Products become the property of Polk Audio. Products replaced or repaired under this warranty will be returned to you, within a reasonable time, freight prepaid.

This warranty does not include service or parts to repair damage caused by accident, disaster, misuse, abuse, negligence, inadequate packing or shipping procedures, commercial use, voltage inputs in excess of the rated maximum of the unit, cosmetic appearance of cabinetry not directly attributable to defect in materials or workmanship, or service, repair, or modification of the Product which has not been authorized or approved by Polk Audio. This warranty shall terminate if the Serial number on the Product has been removed, tampered with or defaced.

This warranty is in lieu of all other expressed Warranties. All implied warranties on this Product are limited to the duration of this expressed Warranty. Some states do not allow limitation on how long an implied Warranty lasts, so the above limitations may not apply to you. This Warranty gives you specific legal rights, and you also may have other rights which vary from state to state.

If this Product is defective in materials or workmanship as warranted above, your sole remedy shall be repair or replacement as provided above. This warranty does not cover service, parts, or supplies to repair damage to property other than the Product. In no event will Polk Audio, Inc. be liable to you for any incidental or consequential damages arising out of the use or in-ability to use the Product, even if Polk Audio, Inc. or a Polk Audio Authorized Dealer has been advised of the possibility of such damages, or for any claim by any other party. Some states do not allow the exclusion or limitation of incidental or consequential damages, so the above limitation and exclusion may not apply to you.

This Warranty applies only to Products purchased in Canada, the United States of America, its possessions, and U.S. and NATO armed forces exchanges and audio clubs. The Warranty terms and conditions applicable to Products purchased in other countries are available from the Polk Audio Authorized Distributors in such countries.

GARANTIE LIMITÉE

La garantie de Polk Audio, Inc., n'est valide que pour l'acheteur au détail original. La garantie sera automatiquement annulée avant sa date d'expiration spécifiée si l'acheteur original vend ou transfère le produit à tout autre parti.

Polk Audio, Inc., garantit - à l'acheteur au détail original seulement - que le ou les HAUT-PARLEUR(S), COMPOSANTE(S) DE FILTRE PASSIF et CAISSON(S) de ce produit Polk Audio seront exempts de tout défaut attribuable aux pièces d'origine et à la main d'oeuvre pour une période de cinq (5) ans à partir de la date de l'achat au détail original chez un revendeur agréé Polk Audio.

En outre, Polk Audio, Inc., garantit - à l'acheteur au détail original seulement - que TOUT AMPLIFICATEUR OU TOUT AUTRE COMPOSANTE ÉLECTRONIQUE qui pourrait faire partie ce produit Polk Audio sera exempt de tout défaut attribuable aux pièces d'origine et à la main d'oeuvre pour une période de trois (3) ans à partir de la date de l'achat au détail original chez un revendeur agréé Polk Audio.

Pour permettre à Polk Audio de vous offrir le meilleur service de garantie possible, veuillez enregistrer votre nouveau produit en ligne à l'adresse web www.polkaudio.com/registration - ou contactez le Service à la Clientèle de Polk au 800-377-7655 aux États-Unis et au Canada (à l'extérieur des É.U. :410-358-3600) dans les dix (10) jours suivant la date de l'achat original. Assurez-vous de conserver votre reçu d'achat original.

Les produits défectueux doivent être expédiés, avec une preuve d'achat, francs de port et assurés, au revendeur agréé Polk Audio de qui vous avez acheté le produit, ou à l'usine Polk Audio, 1 Viper Way, Vista CA, 92081.

Les produits doivent être expédiés dans leur carton d'expédition original ou dans un contenant équivalent. Le propriétaire doit assumer tout risque de perte ou de dommage en transit.

Si, suite à l'examen du produit à l'usine Polk ou chez le marchand agréé Polk Audio, il est déterminé que la défectuosité est imputable aux matériaux d'origine ou à la main d'oeuvre au cours de la période de la garantie spécifiée, Polk Audio ou le revendeur Polk Audio, à sa guise, réparera ou remplacera le produit sans frais additionnels et selon les conditions décrites ci-dessous.

Toute pièce ou produit remplacé devient la propriété de Polk Audio. Les produits réparés ou remplacés sous la garantie vous seront expédiés francs de port dans un délai raisonnable.

Cette garantie n'inclut pas le service ou les pièces nécessaires à la réparation des dommages provoqués par accident, désastre, abus, négligence, mode d'expédition ou emballage inadéquat, utilisation commerciale, tensions supérieures au maximum prescrit pour l'unité, aspect visuel du meuble non directement attribuable à un défaut de pièces d'origine ou de main d'oeuvre, ou par le service, la réparation, ou toute modification du produit qui n'a pas été autorisé ou approuvé par Polk Audio. Cette garantie sera annulée si le numéro de série sur le produit a été enlevé, altéré ou falsifié.

Cette garantie prend préséance sur toutes autres garanties énoncées. Si la défectuosité de ce produit est imputable aux pièces d'origine ou à la main d'oeuvre selon les conditions de la garantie exprimées ci-dessus, votre seul recours sera la réparation ou le remplacement selon les conditions décrites ci-dessus.

Dans aucun cas Polk Audio, Inc. pourra-t-elle être tenue responsable pour tout dommage accessoire ou indirect cause par l'utilisation ou par l'incapacité d'utilisation du produit, même si Polk Audio, Inc. ou un revendeur agréé Polk Audio, a été avisé de la possibilité de tel dommage, ou pour toute réclamation par tout autre parti.

Certains états ne permettant pas l'exclusion ou la limitation des dommages indirects, les limitations et exclusions exprimées ci-dessus pourraient ne pas s'appliquer dans votre cas.

Toutes les garanties tacites sur ce produit sont limitées à la durée de la garantie énoncée. Certains états ne permettant pas la limitation de la durée d'une garantie tacite, les limitations ci-dessus pourraient ne pas s'appliquer dans votre cas. Cette garantie vous accorde des droits légaux spécifiques; vous pourriez également avoir d'autres droits qui pourraient varier d'état en état.

Cette garantie s'applique seulement aux produits achetés au Canada, aux États-Unis d'Amérique et ses possessions, et dans les clubs audio et d'échange des forces armées des É.U. et de l'OTAN. Les modalités et les conditions de garantie applicables aux produits achetés dans d'autres pays sont disponibles chez les distributeurs agréés Polk Audio établis dans ces pays.