

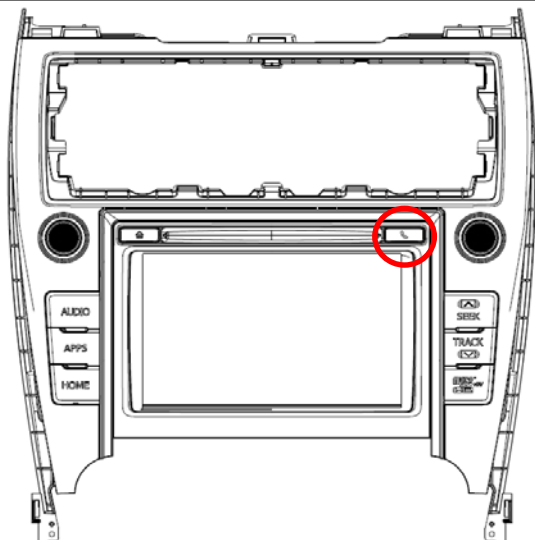










PHONE OPERATION

Bluetooth® phones can be operated via the navigation system's screen. To display the hands-free operation screen, press the  button or the  switch on the steering wheel.





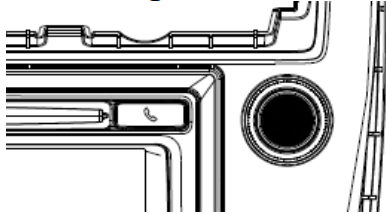
Explanation of the icon

No.	Name	Function
1	The condition of Bluetooth® connection	   No connection ← → Good An antenna for the Bluetooth® connection is built in the instrument panel. The condition of the Bluetooth® connection may deteriorate and the system may not function when a Bluetooth® phone is used in the following conditions and/or places: <ul style="list-style-type: none"> • The cellular phone is obstructed by certain objects (such as when it is behind the seat or in the glove box and console box). • The cellular phone touches or is covered with metal materials. Leave the Bluetooth® phone in a place where the condition of the Bluetooth® connection is good. When the cellular phone is not connected, "No Connect" is displayed.
2	The amount of battery charge left	  Empty ← → Full This is not displayed when the Bluetooth® is not connected. The amount displayed does not always correspond with the amount displayed on the cellular phone. The amount of battery charge left may not be displayed depending on the type of phone you have. This system does not have a charging function.
3	The receiving area	"Rm" is displayed when receiving in a roaming area. The receiving area may not be displayed depending on the type of phone you have.
4	The level of reception	  Poor ← → Excellent The level of reception does not always correspond with the level displayed on the cellular phone. The level of reception may not be displayed depending on the phone you have. When the cellular phone is out of the service area or in a place inaccessible by radio waves, "No Service" is displayed.
5	 button	Press to display the hands-free operation screen.

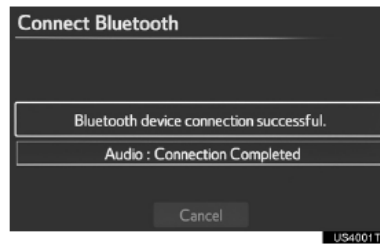
CONNECTING A Bluetooth® PHONE

※The screen design may be changed.

- 1 Press the  button or the  switch on the steering wheel.
- 2 Touch “Yes” to register a phone.





- 3 When this screen is displayed, input the passcode displayed on the screen into the phone.
- 4 This screen will be displayed when registration is complete.

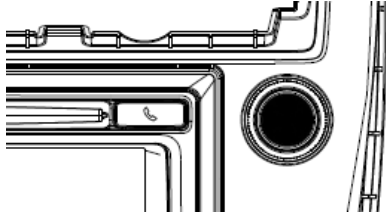


- ▶ When this screen is displayed, follow the guidance on the screen to try again.



When the auto connection has failed or “Bluetooth* Power” is turned off, it is necessary to connect Bluetooth® manually.

- 1 Press the  button or the  switch on the steering wheel.



- 2 Touch “Connect Phone”.



- 3 Touch the screen button corresponding to the desired phone connection.





- 4 This screen is displayed.

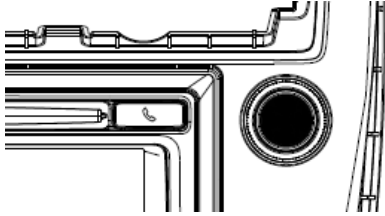


- 5 When the connection is completed, this screen is displayed.




A call can be made by inputting the phone number.
This cannot be operated while driving.



- 1 Press the  button or the  switch on the steering wheel.





- 2 Touch the desired key to input the phone number.





- Each time  is touched, an input digit is deleted.

- 3 Touch  or press the  switch on the steering wheel.

When a call is received, this screen is displayed with a sound.

- 1 Touch  or press the  switch on the steering wheel to talk on the phone.



To refuse to receive the call: Touch  or press the  switch on the steering wheel.

To adjust the volume of a received call: Touch “-” or “+”, turn the “POWER/VOLUME” knob, or use the volume switch on the steering wheel.


PLAYING Bluetooth® AUDIO


The Bluetooth® audio system enables users to enjoy listening to music that is played on a portable player on the vehicle speakers via wireless communication.


This audio system supports Bluetooth®, a wireless data system capable of playing portable audio music without cables. If your portable player does not support Bluetooth®, the Bluetooth® audio system will not function.



1 The quality of the Bluetooth® connection is indicated as follows:

: An excellent connection to Bluetooth®.

: Indicates a bad connection to Bluetooth®, resulting in possible deterioration of audio quality.

: No connection to Bluetooth®.

2 Indicates the amount of battery charge left.



Manually connect the portable player in accordance with the following procedure.

1 Touch "Connect".



2 Touch the desired portable player.



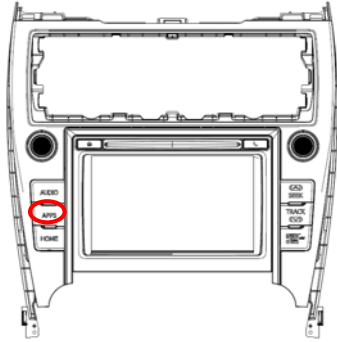
3 When the connection is completed, this screen is displayed. It is now possible to use the portable player.



SET UP Wi-Fi

※The screen design may be changed.


1. Press the "APPS" button.



2. Touch the "Setup".



3. Touch the "Wi-Fi".



4. Touch the "Wi-Fi Power".



5. Touch the "On".



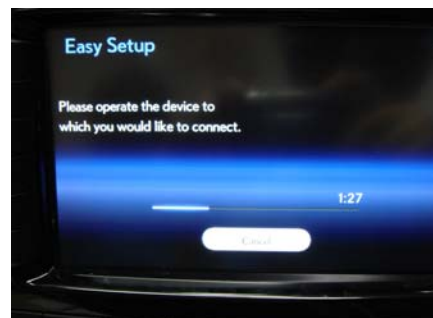
6. Touch the "Easy Setup".



7. Touch the "Push Button".



8. This screen is displayed when searching the device which you would like to connect.



>For vehicles sold in the U.S.A.

•FCC ID: BABFT0044D

•CAUTION: Radio Frequency Radiation Exposure

This equipment complies with FCC radiation exposure limits set forth for uncontrolled equipment and meets the FCC radio frequency (RF) Exposure Guidelines in Supplement C to OET65. This equipment has very low levels of RF energy that it deemed to comply without maximum permissive exposure evaluation (MPE). But it is desirable that it should be installed and operated with at least 20cm and more between the radiator and person's body (excluding extremities: hands, wrists, feet and ankles).

•Co-location: This transmitter must not be co-located or operated in conjunction with any other antenna or transmitter.

This device complies with part 15 of the FCC Rules. Operation is subject to the following two conditions: (1) This device may not cause harmful interference, and (2) this device must accept any interference received, including interference that may cause undesired operation.

FCC WARNING

Changes or modifications not expressly approved by the party responsible for compliance could void the user's authority to operate the equipment.

>For vehicles sold in Canada

IC: 2024B-FT0044D

This device complies with Industry Canada licence-exempt RSS standard(s). Operation is subject to the following two conditions: (1) this device may not cause interference, and (2) this device must accept any interference, including interference that may cause undesired operation of the device.

CAUTION: Radio Frequency Radiation Exposure

This equipment complies with IC radiation exposure limits set forth for uncontrolled equipment and meets RSS-102 of the IC radio frequency (RF) Exposure rules. This equipment has very low levels of RF energy that it deemed to comply without maximum permissive exposure evaluation (MPE). But it is desirable that it should be installed and operated with at least 20cm and more between the radiator and person's body (excluding extremities: hands, wrists, feet and ankles).

Le présent appareil est conforme aux CNR d'Industrie Canada applicables aux appareils radio exempts de licence. L'exploitation est autorisée aux deux conditions suivantes : (1) l'appareil ne doit pas produire de brouillage, et (2) l'utilisateur de l'appareil doit accepter tout brouillage radioélectrique subi, même si le brouillage est susceptible d'en compromettre le fonctionnement.

ATTENTION: l'exposition aux rayonnements radiofréquence

Cet équipement se conforme aux limites d'exposition aux radiations établies par Industrie Canada pour un environnement non contrôlé ainsi qu'aux directives d'exposition aux fréquences radioélectriques (RF) émises par Industrie Canada dans la norme CNR-102. Cet équipement émet un niveau d'énergie RF faible à un point tel qu'il se conforme sans devoir effectuer d'évaluation d'exposition maximum admissible (EMA). Lorsque l'équipement est utilisé, il est toutefois souhaitable de laisser au moins 20cm entre l'antenne et le corps (à l'exception des extrémités : mains, poignets, pieds et chevilles).