

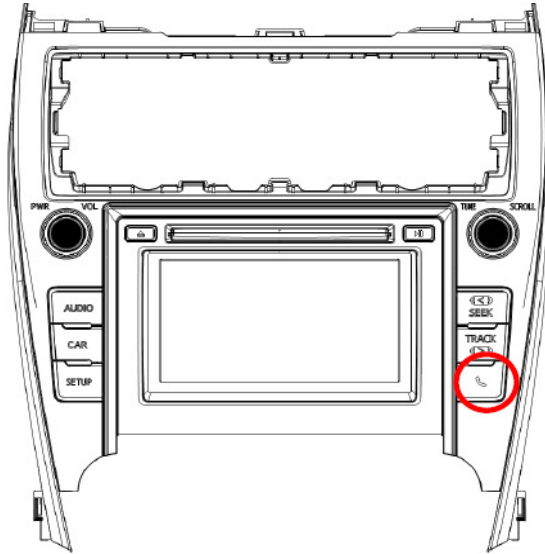


FT0049B User Manual



PHONE OPERATION

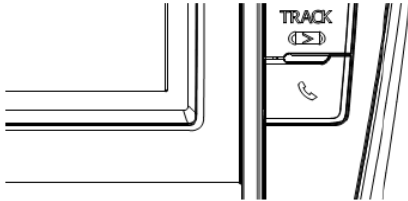
Bluetooth® phones can be operated via the navigation system's screen. To display the hands-free operation screen, press the  button or the  switch on the steering wheel.



CONNECTING A Bluetooth® PHONE

※The screen design may be changed.

- 1 Press the  button or the  switch on the steering wheel.
- 2 Touch “Yes” to register a phone.





- 3 When this screen is displayed, input the passcode displayed on the screen into the phone.
- 4 This screen will be displayed when registration is complete.

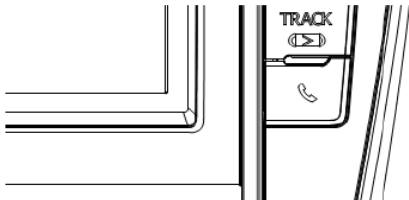


- When this screen is displayed, follow the guidance on the screen to try again.



When the auto connection has failed or “Bluetooth* Power” is turned off, it is necessary to connect Bluetooth® manually.

- 1 Press the  button or the  switch on the steering wheel.



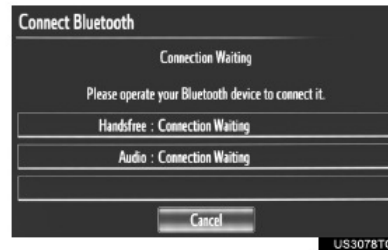
- 2 Touch “Connect Phone”.



- 3 Touch the screen button corresponding to the desired phone connection.





- 4 This screen is displayed.

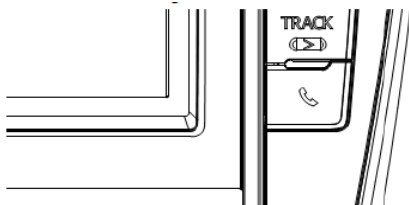


- 5 When the connection is completed, this screen is displayed.




A call can be made by inputting the phone number.
This cannot be operated while driving.



- 1 Press the  button or the  switch on the steering wheel.





- 2 Touch the desired key to input the phone number.



- Each time  is touched, an input digit is deleted.

- 3 Touch  or press the  switch on the steering wheel.

When a call is received, this screen is displayed with a sound.

- 1 Touch  or press the  switch on the steering wheel to talk on the phone.



To refuse to receive the call: Touch

 or press the  switch on the steering wheel.

To adjust the volume of a received call: Touch “-” or “+”, turn the “POWER/VOLUME” knob, or use the volume switch on the steering wheel.

Manually connect the portable player in accordance with the following procedure.

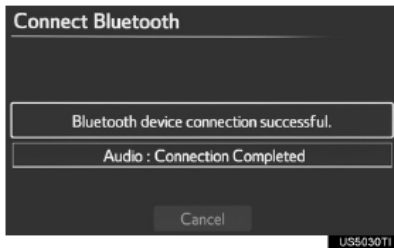
1 Touch "Connect".



2 Touch the desired portable player.



3 When the connection is completed, this screen is displayed. It is now possible to use the portable player.



>For vehicles sold in the U.S.A.

•FCC ID: BABFT0049B

•CAUTION: Radio Frequency Radiation Exposure

This equipment complies with FCC radiation exposure limits set forth for uncontrolled equipment and meets the FCC radio frequency (RF) Exposure Guidelines in Supplement C to OET65. This equipment has very low levels of RF energy that it deemed to comply without maximum permissive exposure evaluation (MPE). But it is desirable that it should be installed and operated with at least 20cm and more between the radiator and person's body (excluding extremities: hands, wrists, feet and ankles).

•Co-location: This transmitter must not be co-located or operated in conjunction with any other antenna or transmitter.

This device complies with part 15 of the FCC Rules. Operation is subject to the following two conditions: (1) This device may not cause harmful interference, and (2) this device must accept any interference received, including interference that may cause undesired operation.

FCC WARNING

Changes or modifications not expressly approved by the party responsible for compliance could void the user's authority to operate the equipment.

>For vehicles sold in Canada

IC: 2024B-FT0049B

This device complies with Industry Canada licence-exempt RSS standard(s). Operation is subject to the following two conditions: (1) this device may not cause interference, and (2) this device must accept any interference, including interference that may cause undesired operation of the device.

CAUTION: Radio Frequency Radiation Exposure

This equipment complies with IC radiation exposure limits set forth for uncontrolled equipment and meets RSS-102 of the IC radio frequency (RF) Exposure rules. This equipment has very low levels of RF energy that it deemed to comply without maximum permissive exposure evaluation (MPE). But it is desirable that it should be installed and operated with at least 20cm and more between the radiator and person's body (excluding extremities: hands, wrists, feet and ankles).

Le présent appareil est conforme aux CNR d'Industrie Canada applicables aux appareils radio exempts de licence. L'exploitation est autorisée aux deux conditions suivantes : (1) l'appareil ne doit pas produire de brouillage, et (2) l'utilisateur de l'appareil doit accepter tout brouillage radioélectrique subi, même si le brouillage est susceptible d'en compromettre le fonctionnement.

ATTENTION: l'exposition aux rayonnements radiofréquence

Cet équipement se conforme aux limites d'exposition aux radiations établies par Industrie Canada pour un environnement non contrôlé ainsi qu'aux directives d'exposition aux fréquences radioélectriques (RF) émises par Industrie Canada dans la norme CNR-102. Cet équipement émet un niveau d'énergie RF faible à un point tel qu'il se conforme sans devoir effectuer d'évaluation d'exposition maximum admissible (EMA). Lorsque l'équipement est utilisé, il est toutefois souhaitable de laisser au moins 20cm entre l'antenne et le corps (à l'exception des extrémités : mains, poignets, pieds et chevilles).