

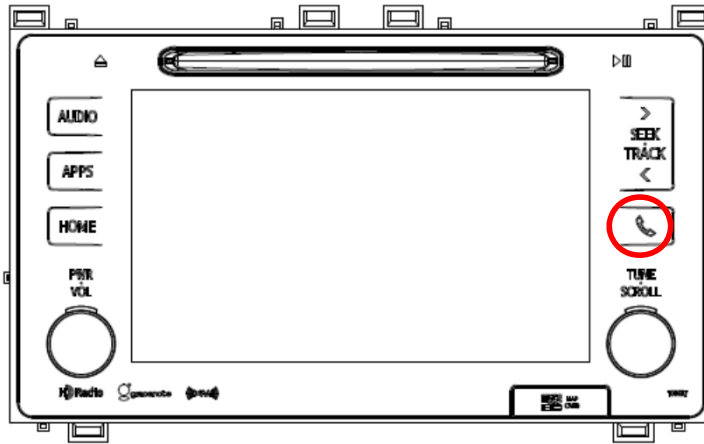




PHONE OPERATION


Bluetooth® phones can be operated via the navigation system's screen. To display the hands-free operation screen, press the  button or the  switch on the steering wheel.



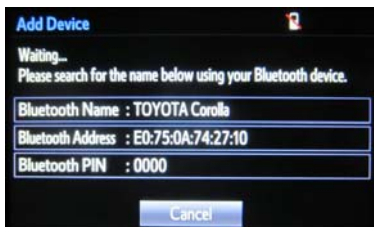
CONNECTING A Bluetooth® PHONE

※The screen design may be changed.

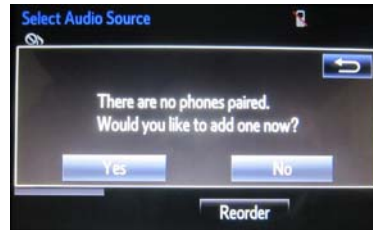
- 1 Press the  button or the  switch on the steering wheel.



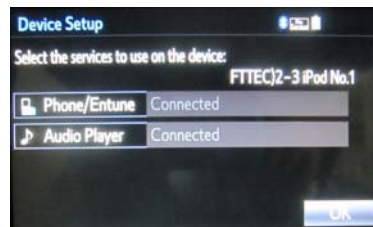
- 3 When this screen is displayed, input the passcode displayed on the screen into the phone.





- 2 Touch "Yes" to register a phone.




- 4 This screen will be displayed when registration is complete.




A call can be made by inputting the phone number.
This cannot be operated while driving.



- 1 Press the  button or the  switch on the steering wheel.





- 2 Touch the desired key to input the phone number.

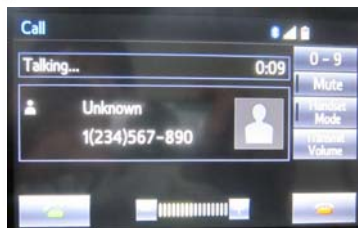




- Each time  is touched, an input digit is deleted.

- 3 Touch  or press the  switch on the steering wheel.

When a call is received, this screen is displayed with a sound.

- 1 Touch  or press the  switch on the steering wheel to talk on the phone.



To refuse to receive the call: Touch  or press the  switch on the steering wheel.

To adjust the volume of a received call: Touch “-” or “+”, turn the “POWER/VOLUME” knob, or use the volume switch on the steering wheel.

PLAYING Bluetooth® AUDIO

The Bluetooth® audio system enables users to enjoy listening to music that is played on a portable player on the vehicle speakers via wireless communication.

This audio system supports Bluetooth®, a wireless data system capable of playing portable audio music without cables. If your portable player does not support Bluetooth®, the Bluetooth® audio system will not function.



FCC ID: BABFT0103A

CAUTION: Radio Frequency Radiation Exposure

This equipment complies with FCC radiation exposure limits set forth for an uncontrolled environment and meets the FCC radio frequency (RF) Exposure Guidelines. This equipment should be installed and operated keeping the radiator at least 20cm or more away from person's body in normal use position.

Co-location: This transmitter must not be co-located or operated in conjunction with any other antenna or transmitter.

This device complies with part 15 of the FCC Rules. Operation is subject to the following two conditions: (1) This device may not cause harmful interference, and (2) this device must accept any interference received, including interference that may cause undesired operation.

FCC WARNING

Changes or modifications not expressly approved by the party responsible for compliance could void the user's authority to operate the equipment.

IC: 2024B-FT0103A

This device complies with Industry Canada's licence-exempt RSSs. Operation is subject to the following two conditions:

- (1) This device may not cause interference; and
- (2) This device must accept any interference, including interference that may cause undesired operation of the device.

CAUTION: Radio Frequency Radiation Exposure

This equipment complies with IC radiation exposure limits set forth for an uncontrolled environment and meets RSS-102 of the IC radio frequency (RF) Exposure rules. This equipment should be installed and operated keeping the radiator at least 20cm or more away from person's body.