
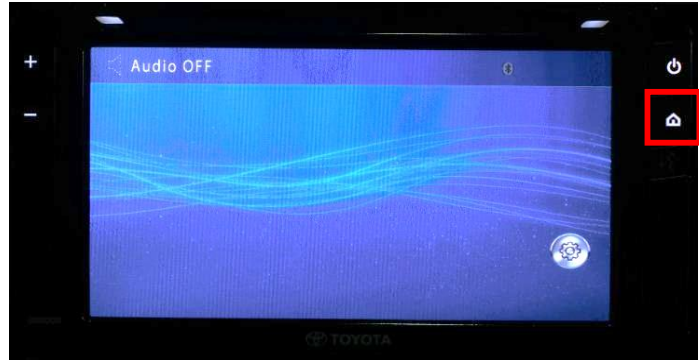


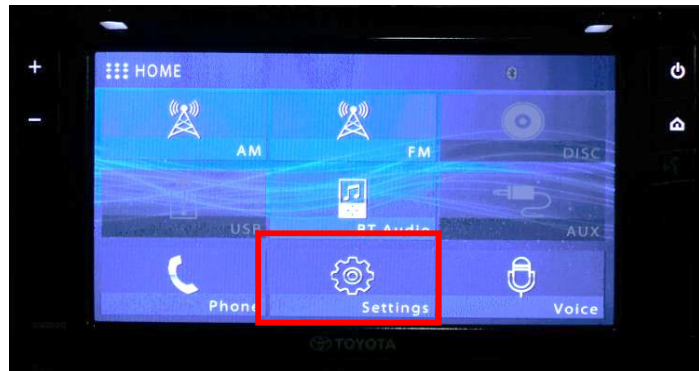
# FT0107A Operation Manual for Bluetooth

## Bluetooth Pairing

- 1 Press **HOME** button  to display Home Screen.



- 2 Press **Settings** button.



- 3 Settings Menu will be displayed

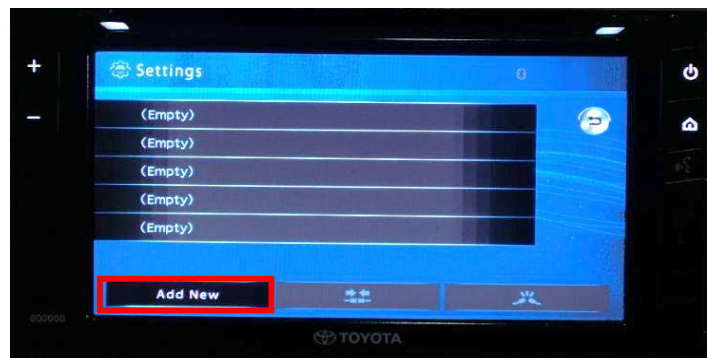
Press **Bluetooth**  button.



4 Press **Connect Phone** button.



5 Press **Add New** button.

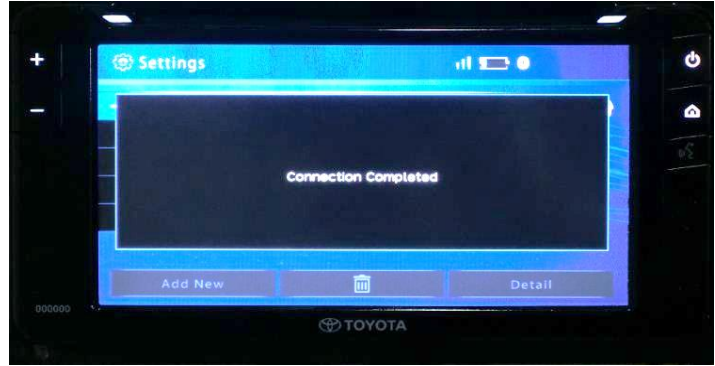


6 Turn on the Bluetooth function of the device to be paired and connect to the radio unit.

Radio Unit Name: CAR MULTIMEDIA

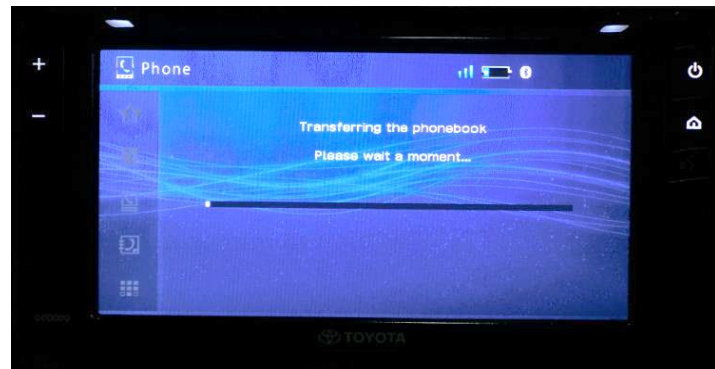


- 7 This screen will be displayed once the device is successfully connected to the radio unit.

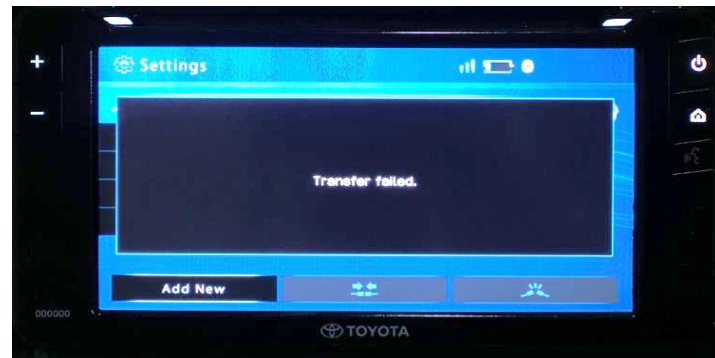


- 8 For Android phone, a prompt to transfer phonebook contact will be displayed in the phone screen.  
*※This screen will be displayed while transferring phonebook.*

*※For iphone, phonebook will be automatically transferred.*

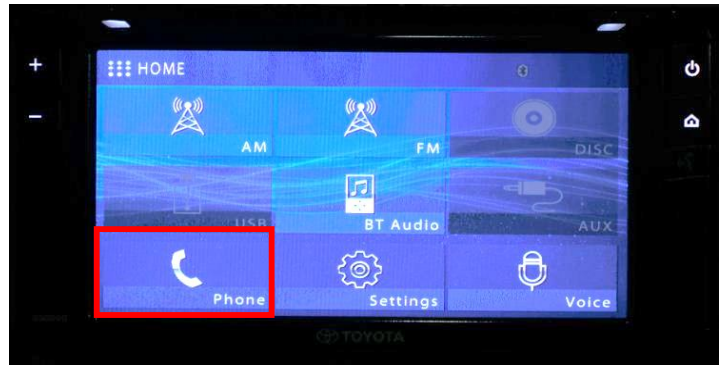


*For Android, this screen will be displayed if the user opt not to transfer the phonebook.*

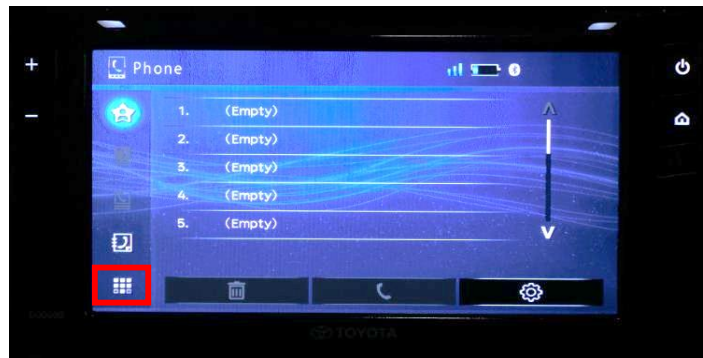


## Bluetooth Handsfree - Outgoing Call (Number Dial)

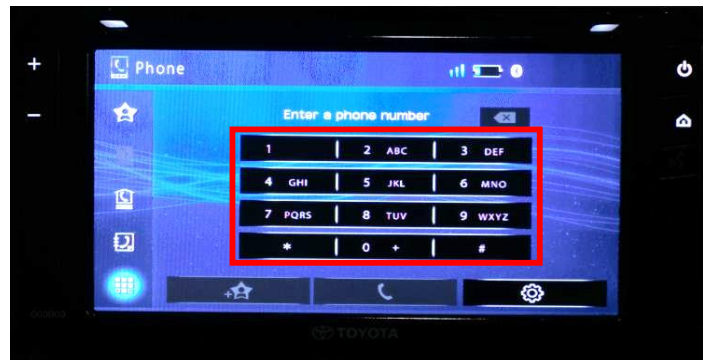
- 1 Press **Phone** button.




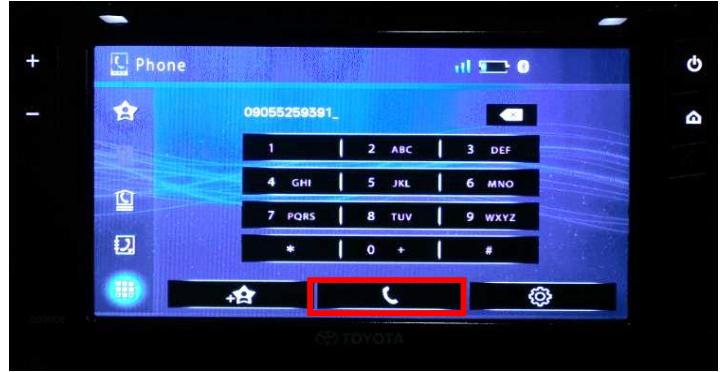
- 2 Press **Numberpad**  button.



- 3 Enter a phone number using the keypad displayed on the screen.




- 4 After entering the phone number, press the **CALL**  button

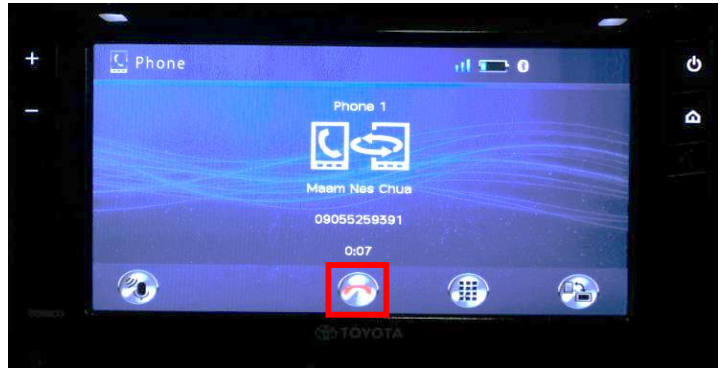


- 5 When the call is in progress, this screen will be displayed.



- 6 Press the **END**  button to end call.

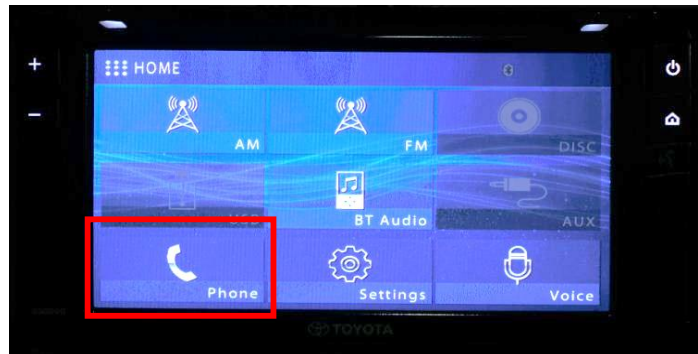
※ Display will return to its previous mode when the call has ended.



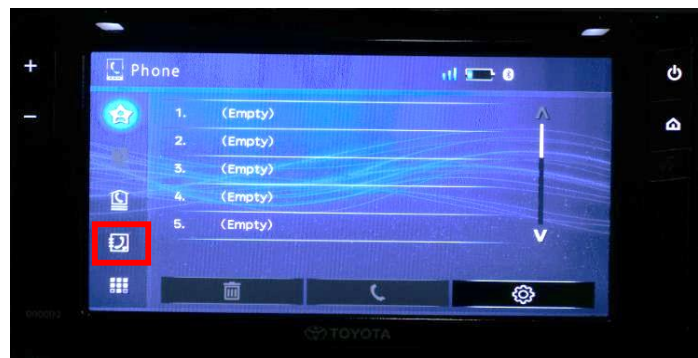


## Bluetooth Handsfree - Outgoing Call (Phonebook)

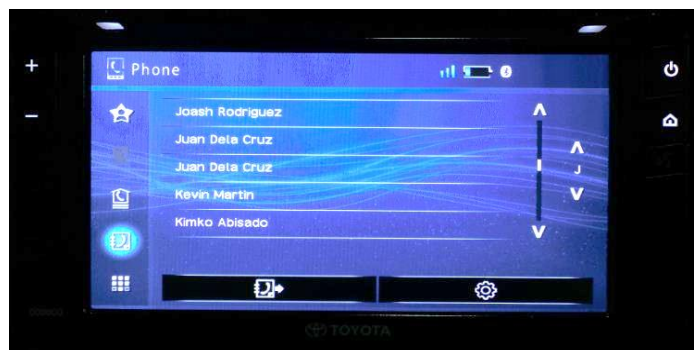
1 Press **Phone** button.



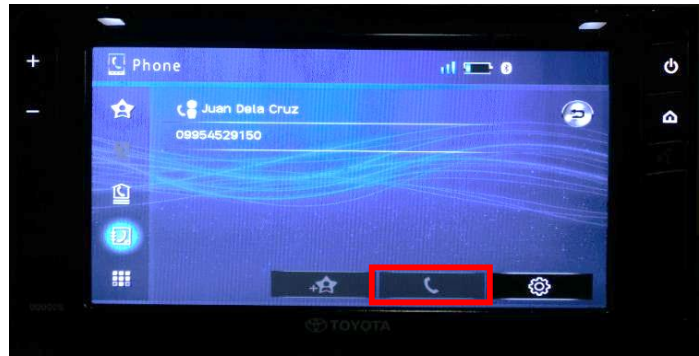
2 Press **Contacts**  button.



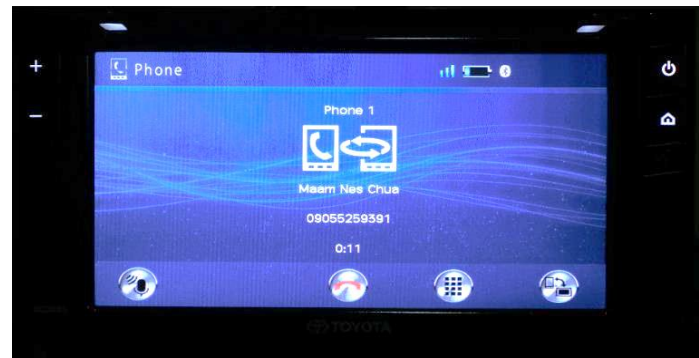
3 Select the contact the you would like to call from the list.




4 Press the **CALL**  button

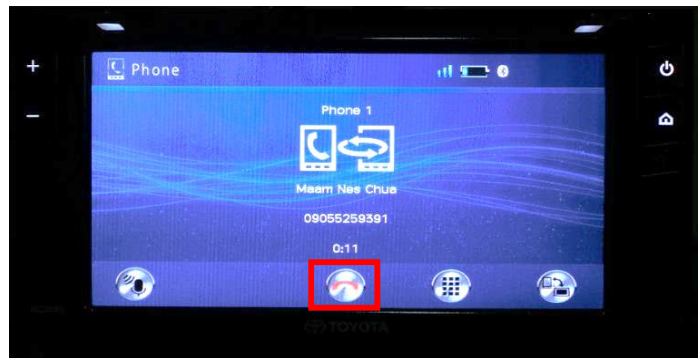


5 When the call is in progress, this screen will be displayed.



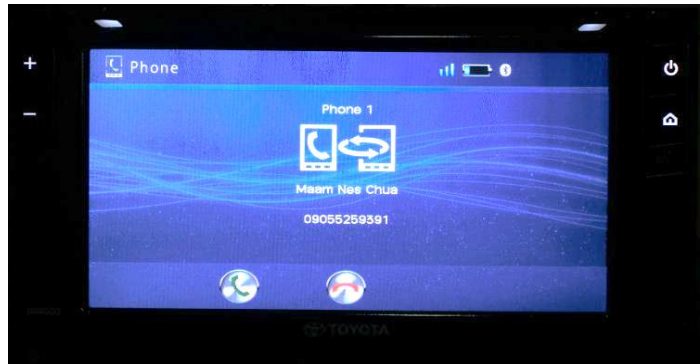
6 Press the **END**  button to end call


※ *Display will return to its previous mode when the call has ended.*

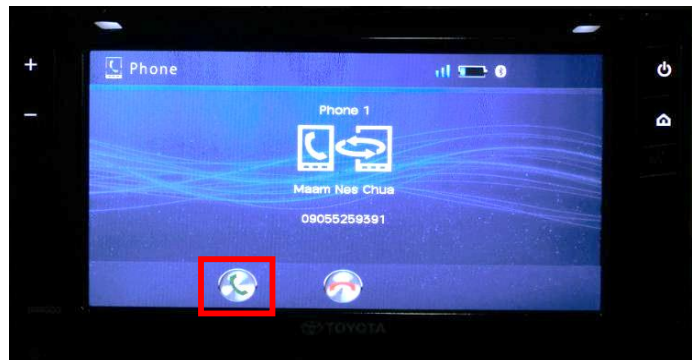



## Bluetooth Handsfree - Incoming Call

- 1 This screen will be displayed if there is an incoming call.

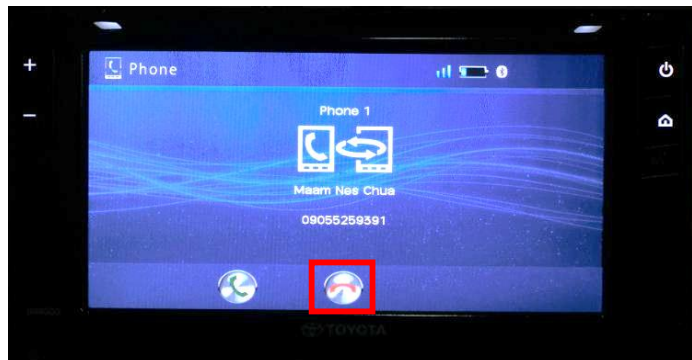


- 2 To answer the call, press the **ANSWER**  button



To reject the call, press the **REJECT**  button

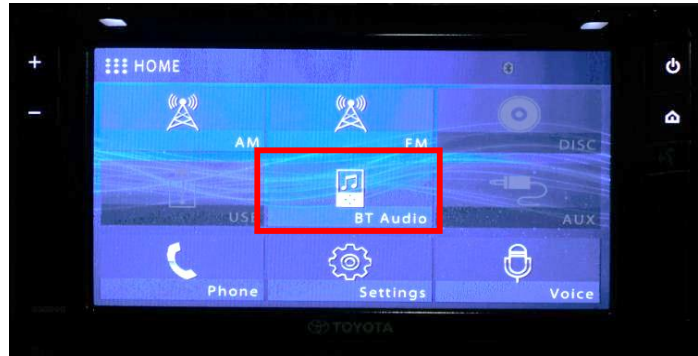
※ Display will return to its previous mode when the call has ended.



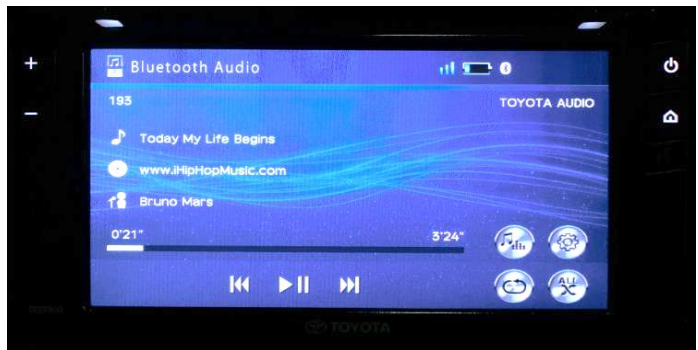


## Bluetooth Audio

- 1 Press **Bluetooth Audio** button.



- 2 This screen will be displayed while BT audio is playing.



FCC ID: BABFT0107A

**CAUTION: Radio Frequency Radiation Exposure**

This equipment complies with FCC radiation exposure limits set forth for uncontrolled equipment and meets the FCC radio frequency (RF) Exposure Guidelines. This equipment has very low levels of RF energy that it deemed to comply without maximum permissive exposure evaluation (MPE). But it is desirable that it should be installed and operated with at least 20cm and more between the radiator and person's body in normal use position.

**Co-location:** This transmitter must not be co-located or operated in conjunction with any other antenna or transmitter.

This device complies with part 15 of the FCC Rules. Operation is subject to the following two conditions: (1) This device may not cause harmful interference, and (2) this device must accept any interference received, including interference that may cause undesired operation.

**FCC WARNING**

Changes or modifications not expressly approved by the party responsible for compliance could void the user's authority to operate the equipment.

FUJITSU TEN Confidential