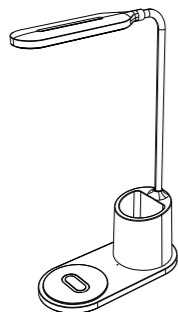


Size: 71x90mm 正反印刷, 折页

Patriot LIGHTING®

Desk Lamp



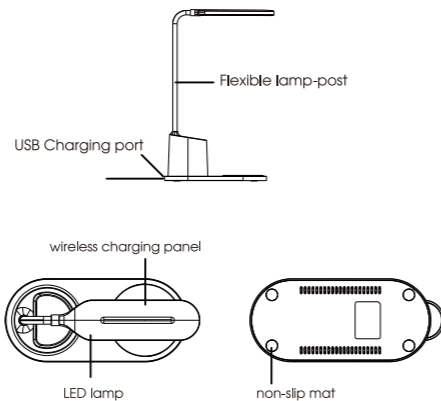
User Manual- HY-WCLP



PRODUCT INTRODUCTION

Thanks for purchasing our product quick charge desk lamp wireless charger. It adopts high-end quick charge IC, with its luxury and compact design, it can be compatible with any mobile phones with Qi standard, it can perfectly compatible with Samsung, Apple fast charge wireless function, to save more time effectively and improve your charging experience.

PRODUCT OUTLINE



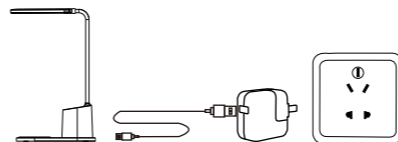
APPLICABLE DEVICES

1. Devices with built-in quick charge/normal charge wireless receiver
2. Devices with outface wireless charging receiver
3. Devices with wireless charging receiver in its protection case

NOTE: ALL DEVICES MUST BE Qi STANDARD.

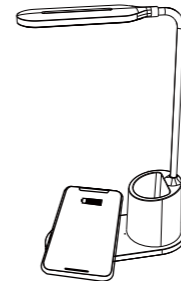
INSTRUCTIONS

1. Connect wireless charger with AC source by power adapter, wireless charger turn on, indicator shows blue color in 3 seconds and go into red color in 15 seconds for standby mode.



2. Put your phones onto the wireless charging area, phones starts to charge and indicator shows flashing blue color, once phones are full charged, blue indicator will keep lighting on.

3. Light touch lamp switch, the lamp will lighting on, the lamp has 3 types of lighting mode, strong warm light, cold light, subdued light, then touch 1 more time to turn off.



SPECIFICATIONS

Input power: 10W max.
Input voltage: 5V/2A
Charging efficiency: 70%-80%

Output power: 5W
Dimension: 185*85*310mm

STANDARD ACCESSORIES

1* LED Lamp Wireless Charger
1* User Manual

1* USB Cable

ATTENTION

1. Please keep the charger away from water or other liquid.
2. If you need to lean the charger, please make sure it is power off.
3. Using Environment temperature remain 1-45°C degree.

FCC STATEMENT

This device complies with Part 15 of the FCC Rules. Operation is subject to the following two conditions: (1) This device may not cause harmful interference, and (2) This device must accept any interference received, including interference that may cause undesired operation.

Warning: Changes or modifications not expressly approved by the party responsible for compliance could void the user's authority to operate the equipment.

NOTE: This equipment has been tested and found to comply with the limits for a Class B digital device, pursuant to Part 15 of the FCC Rules. These limits are designed to provide reasonable protection against harmful interference in a residential installation. This equipment generates uses and can radiate radio frequency energy and, if not installed and used in accordance with the instructions, may cause harmful interference to radio communications. However, there is no guarantee that interference will not occur in a particular installation. If this equipment does cause harmful interference to radio or television reception, which can be determined by turning the equipment off and on, the user is encouraged to try to correct the interference by one or more of the following measures:

- Reorient or relocate the receiving antenna.
- Increase the separation between the equipment and receiver.
- Connect the equipment into an outlet on a circuit different from that to which the receiver is connected.
- Consult the dealer or an experienced radio/TV technician for help.

FCC Radiation Exposure Statement:

This equipment complies with FCC radiation exposure limits set forth for an uncontrolled environment. This equipment should be installed and operated with minimum distance 20cm between the radiator & your body.

FCC ID: 2AANZHYWCLP