

HYPE®

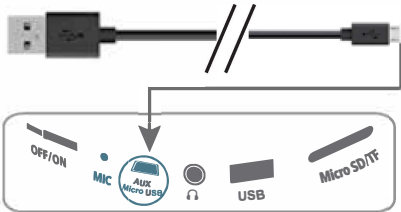
QUICK START GUIDE

WIRELESS GLOW LED SPEAKER

CHARGING THE SPEAKER Model: HY-LEDXC

- ⚡ Charge the speaker before using it for the first time.
- 🕒 Plug in the cable to the USB port and charge for 2 hours.

Connect the charging cable to charging port.

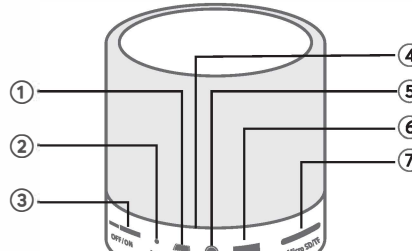


HYPE®

QUICK START GUIDE

WIRELESS GLOW LED SPEAKER

MEDIA KEY FUNCTIONS

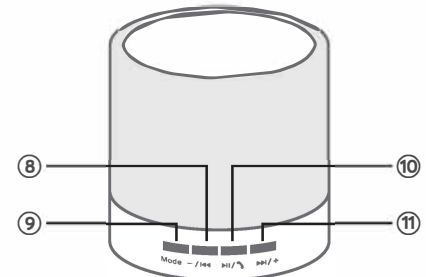


1. AUX Micro USB
2. Hands-free Mic
3. OFF/ON Switch
4. LED indicator light
5. Audio output
6. USB
7. Micro SD/TF

HYPE®

QUICK START GUIDE

WIRELESS GLOW LED SPEAKER



8. (-) Press for previous song. Press and hold to reduce volume.
9. (M) Press to switch modes: Bluetooth/Micro SD/AUX.
10. Press to play/pause music / answer phone calls
11. (+) Press for next song. Press and hold to increase volume.

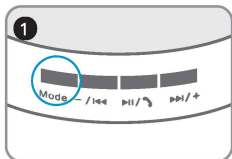
HYPE®

QUICK START GUIDE

WIRELESS GLOW LED SPEAKER

PAIRING YOUR SPEAKER

Your speaker will work best if it is within 33 ft. of your smart device. You may experience sound briefly cutting off if you are out of range or if your wireless connection is weak. Make sure Bluetooth is enabled on your smart phone or tablet before starting the pairing process.



Press the Mode Button to turn on the Bluetooth setting. The speaker will "beep" when it is ready to pair.



From your smart phone or tablet, find a list of nearby devices and choose "HY-LEDXC". Enter "0000" if asked. The speaker will "beep" again when pairing is complete!

HYPE®

QUICK START GUIDE

WIRELESS GLOW LED SPEAKER

FCC STATEMENT

This device complies with part 15 of the FCC Rules. Operation is subject to the following two conditions: (1) This device may not cause harmful interference, and (2) this device must accept any interference received, including interference that may cause undesired operation.

Please note that changes or modifications not expressly approved by the party responsible for compliance could void the user's authority to operate the equipment.

FCC INSTRUCTIONS FOR A CLASS B DIGITAL DEVICE OR PERIPHERAL

Note: This equipment has been tested and found to comply with the limits for a Class B digital device, pursuant to part 15 of the FCC Rules. These limits are designed to provide reasonable protection against harmful interference in a residential installation. This equipment generates, uses and can radiate radio frequency energy and, if not installed and used in accordance with the instructions, may cause harmful interference to radio communications. However, there is no guarantee that interference will not occur in a particular

HYPE®

QUICK START GUIDE

WIRELESS GLOW LED SPEAKER

installation. If this equipment does cause harmful interference to radio or television reception, which can be determined by turning the equipment off and on, the user is encouraged to try to correct the interference by one or more of the following measures:

- Reorient or relocate the receiving antenna.
- Increase the separation between the equipment and receiver.
- Connect the equipment into an outlet on a circuit different from that to which the receiver is connected.
- Consult the dealer or an experienced radio/TV technician for help.

RF warning statement:

The device has been evaluated to meet general RF exposure requirement. The device can be used in portable exposure condition without restriction.

WARNING

Keep away from water and moisture.
Keep away from heat sources. Do not disassemble.

BT ID: D042258
FCC ID: 2AANZLEDXC

