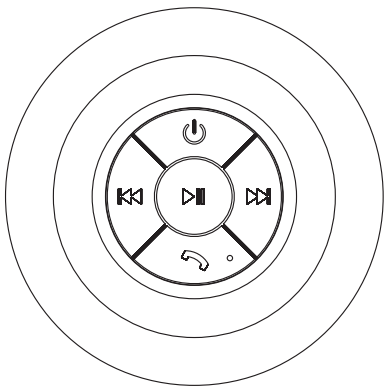


# SARINA

## SPLASH!

### WIRELESS SHOWER SPEAKER



Thank you for purchasing the Hype™ Bluetooth® Speaker. Please read all instructions carefully before using and retain this manual for future use and reference.

### **PACKAGE CONTENTS**

- Bluetooth® Aqua Sound Speaker
- USB Charging Cable
- Operation Manual

### **KEY FEATURES**

- Compatible with Bluetooth®-enabled devices
- Built-in rechargeable battery
- Built-in mic & one-touch answer button
- Media/volume control shortcuts

### **SAFETY INSTRUCTIONS**

Keep the unit away from heat sources, direct sunlight.

Do not operate the unit if it has been exposed to water, moisture or any other liquids to prevent against electric shock, explosion and/or injury to yourself and damage to the unit.

Do not use the unit if it has been dropped or damaged in any way.

Repairs to electrical equipment should only be performed by a qualified electrician. Improper repairs may place the user at serious risk.

Do not puncture or harm the exterior surface of the product in any way.

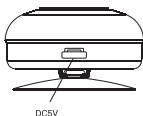
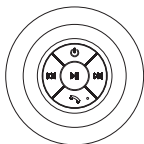
Keep the unit free from dust, lint, etc.

Do not use this unit for anything other than its intended use or purpose. Doing so may damage the device.

This product is not a toy. Keep out of reach of children.

Do not use the headset at excessive levels as this may damage hearing.

Do not expose batteries, battery pack, or batteries to installed to excessive heat, such as direct sunlight, or open flame.



## FEATURES

- Bluetooth® hands-free audio
- Connection with Bluetooth® devices
- Built-in rechargeable battery
- Use in shower, by pool, outdoors, etc.

NOTE: DO NOT SUBMERGE SPEAKER

## KEYS



POWER

Press and hold to turn on/ off the speaker.



PHONE

Press to answer/ end calls. Press twice to redial.



PLAY/PAUSE

Press to play/pause music.



REWIND /  
VOLUME -

Press once to go to prev. track. Press and hold to decrease volume.



FORWARD /  
VOLUME +

Press once to go to next track. Press and hold to increase volume.

## CHARGING THE SPEAKER

The speaker come with a built-in rechargeable lithium-ion battery. Before using it for the first time, we recommend you charge the battery fully. Only use the supplied USB cable to charge the speaker.

Connect the USB cable to a computer USB port and the DC5V plug to the charging jack of the speaker. The red LED light will illuminate while the speaker is charging.

A full charge of the battery takes around 4.5 hours. When the battery is fully charged, disconnect the speaker at this point. The speaker will then be ready for use.

## **PAIRING THE SPEAKER**

1. Ensure the speaker is turned off. If it is not, please turn off the speaker first before pairing.
2. Press and hold the Power On/Off button for 5-7 seconds until the LED flashes blue. This will indicate your speaker is now in pairing mode.
3. Place the speaker and the Bluetooth® device to which you would like to pair it within the operating distance. We recommend keeping the two devices no further than 3 feet apart.
4. Ensure Bluetooth® is enabled on your phone or music device. Refer to the manufacturer's instructions for how to enable Bluetooth® on your device.
5. Once you have activated Bluetooth® on your device, select the speaker "HY-SHW" from the list of available Bluetooth® devices.
6. If pairing is unsuccessful, turn off the speaker first and repair following the aforementioned steps. Once you have paired the speaker with a device, the speaker will remember this device and will pair automatically when the device's Bluetooth® is activated and in range. You do not need to re-pair any previously connected devices. If prompted, enter password or PIN Number "0000."

## **CARE AND MAINTENANCE**

- Do not expose the unit to liquid, moisture, or humidity to avoid damage to the product's internal circuitry.
- Do not use abrasive cleaning solvents to clean the unit.
- Do not expose the unit to extremely high or low temperatures as this will shorten the life of the electronic device, destroy the battery, and/or distort certain plastic parts.
- Do not dispose of the unit in fire as they may explode or combust.
- Do not expose the unit to contact with sharp objects as this will cause scratches and damage.
- Do not let the unit fall from high places, as doing so may damage the internal circuitry.
- Do not attempt to disassemble the unit.

In the event that the speaker does not function properly, return it to the store where it was purchased.

## **BATTERY CARE AND MAINTENANCE**

The lithium-ion battery is built into the speaker. Do not disassemble the speaker to remove the battery or attempt to separate it from the speaker.

- When charging the speaker, please use the enclosed USB charging cable or otherwise ensure that the battery charging conditions are met.
- Do not connect or attach the speakers or the battery to a power supply plug or directly to a car's cigarette lighter.
- Do not place the speakers or batteries near a fire, or into direct sunlight. Heating the speaker and/or the battery can cause additional heating, breaking, or ignition of the battery inside the speaker.
- Do not continue charging the battery if it does not recharge within the specified charging time. Doing so may cause the battery to become hot, rupture, or ignite.

To preserve natural resources, please recycle or dispose of batteries properly. This product contains lithium-ion batteries. Local, state, or federal laws may prohibit disposal of lithium-ion batteries in ordinary trash. Consult your local waste authority for information regarding available recycling and/or disposal options.

### **SPEAKER SPECIFICATIONS**

Bluetooth®:	5.0
Operating Distance:	Up to 33ft (10m)
Play Time:	Up to 2 Hours
Frequency:	~2.4 Ghz
Battery:	3.7V 400mAh Li-Poly
Charging Input:	DC 5V/100~120mA
Charging Time:	2-3 Hours
BT ID:	D051448
FCC ID:	2AANZSHWR

### **FCC STATEMENT**

This device complies with part 15 of the FCC Rules. Operation is subject to the following two conditions: (1) This device may not cause harmful interference, and (2) this device must accept any interference received, including interference that may cause undesired operation.

Please note that changes or modifications not expressly approved by the party responsible for compliance could void the user's authority to operate the equipment.

FCC INSTRUCTIONS FOR A CLASS B DIGITAL DEVICE OR PERIPHERAL.

Note: This equipment has been tested and found to comply with the limits for a Class B digital device, pursuant to part 15 of the FCC Rules. These limits are designed to provide reasonable protection against harmful interference in a residential installation. This equipment generates, uses and can radiate radio frequency energy and, if not installed and used in accordance with the instructions, may cause harmful interference to radio communications. However, there is no guarantee that interference will not occur in a particular installation. If this equipment does cause harmful interference to radio or television reception, which can be determined by turning the equipment off and on, the user is encouraged to try to correct the interference by one or more of the following measures:

- Reorient or relocate the receiving antenna.
- Increase the separation between the equipment and receiver.
- Connect the equipment into an outlet on a circuit different from that to which the receiver is connected.
- Consult the dealer or an experienced radio/TV technician for help.

## **WARRANTY INFORMATION**

The condition of this warranty and our responsibilities under this warranty are as follows:

Supplier's warranty is non-transferable. And this warranty is limited to the original purchaser only.

- \* You must be able to prove the date of original purchase of the unit with a dated receipt.
- \* The warranty is not applicable if the product has been subject to physical abuse, improper installation, modification or repair by unauthorized third party.
- \* The responsibility of supplier's products shall be limited to the repair or replacement of the product as its sole discretion.
- \* Specifically exempt from any warranty are limited-life consumable components subject to normal wear and tear such as batteries, decorates and other accessories.
- \* A supplier will not take any responsibility if the failure of the unit has resulted from accident, abuse, misuse, or any unauthorized repair, modification or disassemble.
- \* Modification and repair of the unit should be done by authorized and qualified service personnel, Center or returned to the manufacturer.

\* This warranty gives you specific legal rights, and you may also have other rights which vary under local laws.

The following conditions comprise the requirements and scope of our warranty conditions and do not affect our legal and contractual warranty obligations.

We offer a warranty on our products in accordance with the following conditions:

1) Hype™ products are covered by a 3 month limited warranty. We will resolve damages or defects on Hype™ products free of charge within 3 months of the purchase date under the following warranty conditions. For any damage or defect determined later than 3 months after the purchase date, proof of a manufacturing fault must be submitted for repair under warranty.

2) The warranty does not cover batteries and other parts, which are considered consumables, parts that break easily such as glass or plastic or defects based on normal wear and tear. There is no warranty obligation in the event of marginal differences compared to the target appearance and workmanship provided these have a negligible effect on the product's fitness for use, in the event of damage caused by chemical or electrochemical effects, by water or generally from abnormal conditions.

3) The warranty will be performed in such a way that we shall decide whether to repair the defective parts or to replace them with working parts free of charge. Hype™ reserves the right to exchange the product for a replacement product of equal value if the product sent in cannot be repaired within a reasonable time or at a reasonable cost. Requests cannot be made for repairs to be carried out on site. Parts that have been replaced or exchanged become our property.

4) The warranty claim does not apply if repairs or other work is carried out by unauthorized persons or if our products are equipped with additional parts or accessories that are not approved for our product.

5) Warranties that have been activated do not cause the warranty period to be extended, nor do they trigger a new warranty period. The warranty period for any replacement parts installed ends with the warranty period for the entire product.

6) Any other further claims are excluded, especially those for replacement due to damage caused to the outside of the product, provided there is no obligatory legal liability. We therefore accept no liability for accidental, indirect or

other consequential damage of any kind, which leads to usage restrictions, data loss, and loss of earnings or interruption to business.

Asserting a warranty claim:

1) To make use of the warranty service for hardware issues, you must contact the Hype™ Service Center by email at [support@dglusa.com](mailto:support@dglusa.com)

2) Hype™ will try to diagnose and solve your problem. If it is determined that a warranty claim exists, you will be given an RMA number (Return Material Authorization) and will be asked to send the product to Hype™.

**IMPORTANT:** Hype™ will only accept parcels that have an RMA number.

Please observe the following when sending the product:

1) Send the product suitably packaged with carriage and insurance paid. Do not enclose any accessories with the product (cables, chargers, manuals, etc.) unless the Hype™ Service Center specifies otherwise.

2) Mark the RMA number on the outside of the package in such a way that it is visible and clearly legible.

3) You must enclose a copy of the sales slip as proof of purchase.

4) Once Hype™ has received the product, it will meet its warranty obligations in accordance with the warranty conditions and will return the product to the sender with carriage and insurance paid.

Service outside of warranty

Hype™ can refuse any service claim made that is not covered by the warranty.

If Hype™ agrees to provide a service outside the warranty, the customer will be invoiced for all repair and transport costs. Hype™ will not accept any packages that have not first been approved by Hype™ by means of an RMA (Return Material Authorization).

Contact us with questions at:

[support@dglusa.com](mailto:support@dglusa.com) or visit [www.dglusa.com](http://www.dglusa.com)

DGL Group, Ltd. 195 Raritan Center Parkway

Edison, NJ 08837

732.692.5000