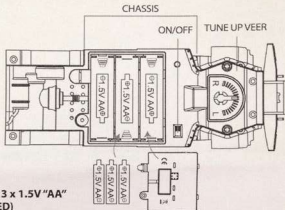




MRAP Vehicle Manual

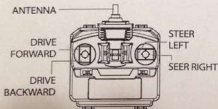
**THANK YOU FOR PURCHASING OUR PRODUCT.
PLEASE READ THIS MANUAL CAREFULLY BEFORE OPERATING.**

MRAP VEHICLE

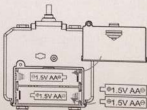


**THE MRAP VEHICLE USES 3 x 1.5V "AA"
BATTERIES (NOT INCLUDED)**

CONTROLLER



Model USA-RC-MRAP/FCC ID: 2AANZUSARCMP




**THE REMOTE USES 2 x 1.5V "AA"
BATTERIES (NOT INCLUDED)**

WARNING:
CHOKING HAZARD—Small parts.
Not for children under 3 years.

FCC ID: 2AE7BUSARCMP



DGL TOYS™ is a division of DGL Group, Ltd.
Other trademarks and trade names are those of their respective owners. 
Specifications, colors may vary from illustrations.

DGL TOYS™,
195 Raritan Center Parkway, Edison, NJ 08837.

By federal law, licensing fees paid to the U.S. Army for the use of its trademarks provide support for the Army Trademark Licensing Program, and net licensing revenue is devoted to U.S. Army Morale, Welfare and Recreation programs. U.S. Army name, trademarks and logos are protected under federal law and used under license by DGL Group, Ltd.

Batch Ref: 160720DGL

Warning: Changes or modifications to this unit not expressly approved by the party responsible for compliance could void the user's authority to operate the equipment.

NOTE: This equipment has been tested and found to comply with the limits for a Class B digital device, pursuant to Part 15 of the FCC Rules. These limits are designed to provide reasonable protection against harmful interference in a residential installation. This equipment generates, uses and can radiate radio frequency energy and, if not installed and used in accordance with the instructions, may cause harmful interference to radio communications.

However, there is no guarantee that interference will not occur in a particular installation. If this equipment does cause harmful interference to radio or television reception, which can be determined by turning the equipment off and on, the user is encouraged to try to correct the interference by one or more of the following measures:

- Reorient or relocate the receiving antenna.
- Increase the separation between the equipment and receiver.
- Connect the equipment into an outlet on a circuit different from that to which the receiver is connected.
- Consult the dealer or an experienced radio/TV technician for help.

This device complies with part 15 of the FCC rules. Operation is subject to the following two conditions:

- (1) this device may not cause harmful interference, and
- (2) this device must accept any interference received, including interference that may cause undesired operation.