

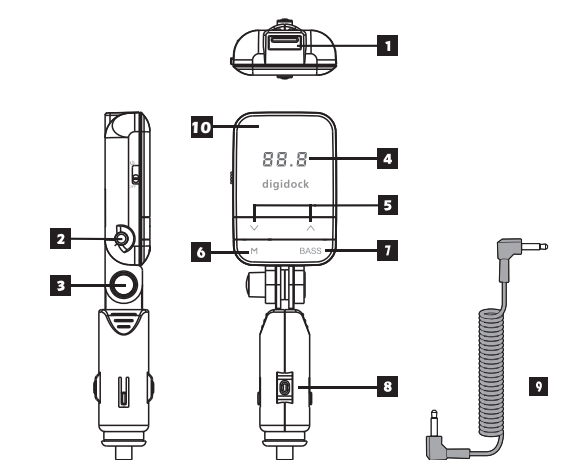
www.digidock.com

Full Channel Bluetooth FM Transmitter & Charger

AC-2121 User's Guide

AC-2121-V1-1212

Sketch Map



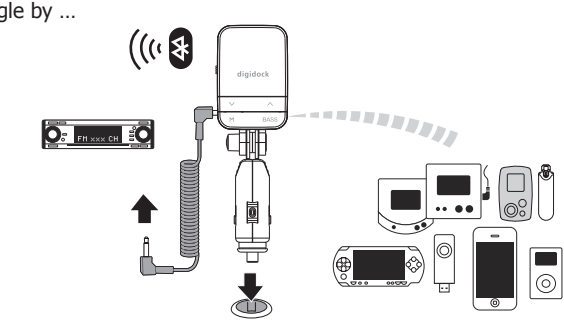
- 1 USB Port(5V/1A)
- 6 Frequency Memory Button
- 2 φ3.5mm Audio Output
- 7 BASS Function On/Off
- 3 Adjustable Joint
- 8 Cigarette Lighter Adapter
- 4 LED Frequency Display
- 9 3.5mm Audio Cable
- 5 Up / Down
- 10 10 Bluetooth LED Indication

Key features

- All-in-one Bluetooth FM Transmitter and charger for iPhone/iPod/MP3 player
- Bluetooth 3.0+EDR, Class 2, effective range around 10 meters
- Built-in BASS function delivers better sound effects
- Broadcast portable MP3 player tunes through any available FM radio frequency
- Full FM spectrum 88.1MHz to 107.9MHz for the clearest channel
- 4 FM stations preset for instant tuning (Preset FM Channel : CH1 88.1MHz / CH2 93.0MHz / CH3 98.7MHz / CH4 107.9MHz)
- Compatible with any audio device via φ3.5mm headphone jack

Instructions

- Plug AC-2121 into the car cigarette lighter socket and adjust it by flexible joint.
- adjust the angle by ...



Compatible with any audio device via 3.5mm headphone jack.

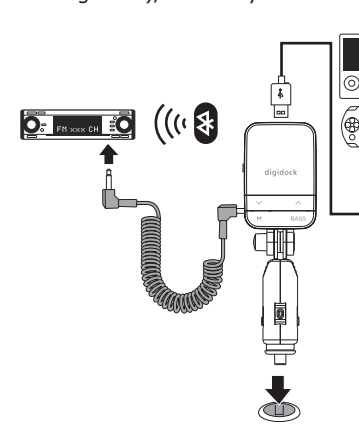
- Press BASS button over 2 seconds entry bluetooth pairing mode
Turn on bluetooth function on MP3 device
Play the music with MP3 device
- By using "M" button to choose preset channel (CH1 76.0 / CH2 81.0 / CH3 86.0 / CH4 90.0) or adjusting frequency by "▲" or "▼" button to match the FM channel as your car stereo.
- How to adjust preset channel.
-Press "M" button once
-AC-2121 will display "CH1"
-By using "▲" and "▼" button to choose frequency
-Press "M" button over 2 seconds.
-LED Display keeps flashing, in the meantime, press "M" button to switch the channel - CH1, CH2, CH3 or CH4; then press "M" again for over 2 seconds to save the channel you have chosen.

Adjust FM Frequency

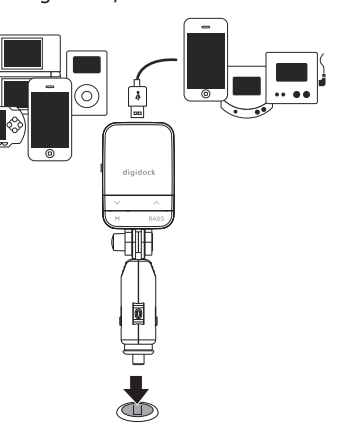
Preset Channel	CH1 (76.0MHz)	CH2 (81.0MHz)	CH3 (86.0MHz)	CH4 (90.0MHz)
----------------	---------------	---------------	---------------	---------------

Choose / Save / Change Channel

- It will transmit music wirelessly via FM after tuning your radio frequency that match with AC-2121's channel
- AC-2121 USB port provides +5V/1A output to charge your USB-Powered device through USB cable (Please make sure your device can be charged through USB), it allows you to listen and charge MP3 / iPod at the same time.



Charge and play simultaneously
(Support USB charging function)



Charge USB-Powered device.
(5V/1A Power output)


Specifications

Bluetooth	Specification	Bluetooth V3.0+EDR, Class 2
	Effective Range	10 meters
FM Frequency Range		Full Channel, 88.1~107.9MHz
Operation	Temperature	0°C ~ 60°C
	Humidity	5% ~ 95%
Input Voltage		DC 12/24V (Car cigarette lighter socket)
USB Output		DC 5V/1A
Safety Fuse		250V/1A
Dimension		W42mm x H140mm x D24mm (with cigar lighter)
Net Weight		42 ± 140 ± 24mm (With cigarette lighter)
Accessory		φ3.5mm Audio cable

CE

*Hereby, DIGIDOCK DEVELOPMENT INC., declares that this FM Transmitter is in compliance with the essential requirements and other relevant provisions of Directive 1999/5/EC.

AT	CZ	FI	IS	LT	PT	SE	FR
BE	DK	DE	IE	MT	SK	CH	IT
EE	BG	LV	NL	RO	TR	LU	CY
HU	PL	ES	GB	NO	GR	LI	



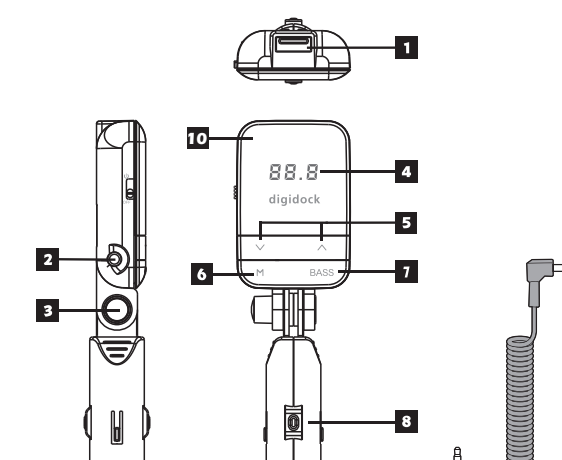
www.digidock.com

車用多功能全頻藍芽MP3播放暨充電器

AC-2121 使用說明書

AC-2121-V1-1212

產品示意圖



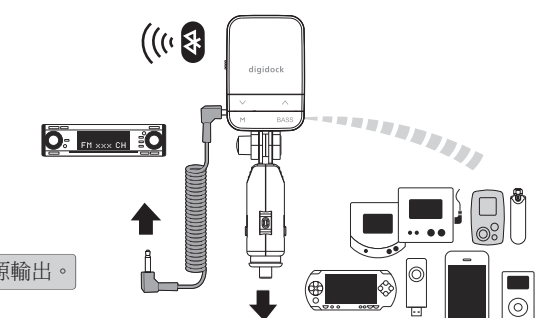
- 1 USB 電源輸出 (5V/800mA)
- 6 頻道記憶鍵
- 2 φ3.5mm音源輸出孔
- 7 重低音啟 / 關
- 3 按壓式角度調整關節
- 8 雪茄頭*插入車用點菸器內
- 4 LED頻道顯示螢幕
- 9 3.5音源線
- 5 頻道選擇按鈕
- 10 藍芽狀態指示

貼心設計

- 同時享有FM Transmitter及車充功能。
- 藍芽3.0+EDR,Class 2,有效範圍約10公尺。
- 內建BASS功能,強化重低音效果。
- 88.1MHz-107.9MHz全頻道設計,供彈性選擇最佳頻道來播放音樂。
- 4組預設頻道(CH1 88.1MHz / CH2 93.0MHz / CH3 98.7MHz / CH4 107.9MHz)。
- 耳機輸出適用於具有相應φ3.5mm之裝置使用107.9MHz。

使用說明

1. 將AC-2121插入車用點菸器內,並利用其機身180°彎曲之設計調整至適當的角度以利於排插穩之操作。
2. 將所附之音源線連接於具有3.5音源耳機孔之音樂撥放器



適用任何3.5音源輸出。

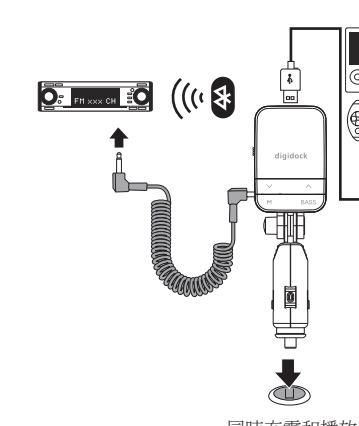
3. 壓按BASS鍵(約2-3秒)進行藍芽配對模式
開啟MP3播放器的藍芽功能
播放MP3播放器中的音樂
4. 利用"M"按鍵選擇預設之頻道或利用"▲"或"▼"按鍵調整所需之頻道使其與車內之FM頻道相同。
5. 如何調整預設之頻道?
-壓按"M"按鍵一次(每次按壓將在顯示出現CH1, CH2, CH3, CH4)
-AC-2121中央的LED頻道顯示器會出現"CH1",代表目前位於頻道1(CH1)
-使用"▲"及"▼"按鍵調整所需之FM頻率
-長按"M"按鍵(約2-3秒)LED頻道顯示器開始閃爍,閃爍期間壓按"M"選擇欲預設在CH1, CH2, CH3, CH4。
-選定後長按"M"(約2-3秒),設定完成。

調整FM頻率

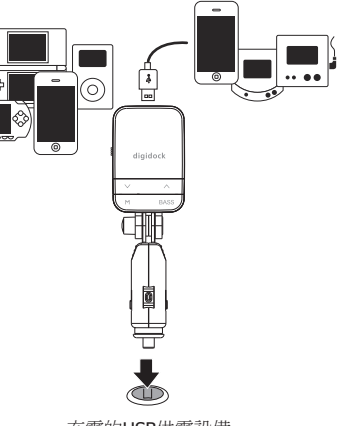
預設4組頻道	頻道1 (76.0MHz)	頻道2 (81.0MHz)	頻道3 (86.0MHz)	頻道4 (90.0MHz)
--------	---------------	---------------	---------------	---------------

選擇 / 儲存 / 變更頻道

6. 當AC-2121之頻道調整其與車內音響之FM頻道相同時,即可透過FM無線之傳輸將MP3裏的音樂透過汽車音響撥放,輕鬆於車內享受屬於自己的無線電台。



同時充電和播放
(支援USB充電功能)



充電的USB供電設備。
(5V/1A的輸出功率)

規格說明

FM 頻道範圍	全頻, 76.0~90.0MHz	
操作環境	溫度	0°C ~ 60°C
	濕度	5% ~ 95%
輸入電源	DC+12V/24V (車用點菸器)	
USB 輸出電源	DC 12V, 5V / 1A(MAX); DC 24V, 5V / 800mA(MAX)	
保險絲規格	1A 250V	
尺寸	W42mm x H140mm x D24mm (with cigar lighter)	
淨重	70g	
配件	3.5音源線	

注意!
依據 低功率電波輻射性電機管理辦法
第十二條 經型式認證合格之低功率射頻電機, 非經許可, 公司、商號或使用者均不得擅自變更頻率、加大功率或變更原設計之特性及功能。
第十四條 低功率射頻電機之使用不得影響飛航安全及干擾合法通信; 經發現有干擾現象時, 應立即停用, 並改善至無干擾時方得繼續使用。
前項合法通信, 指依電信規定作業之無線電通信。低功率射頻電機須忍受合法通信或工業、科學及醫療用電波輻射性電機設備之干擾。

FCC ID: YEKAC-2121

This device complies with Part 15 of the FCC Rules. Operation is subject to the following two conditions: (1) this device may not cause harmful interference, and (2) this device must accept any interference received, including interference that may cause undesired operation.

Changes or modifications not expressly approved by the party responsible for compliance could void the user's authority to operate the equipment.