

Welcome

Thank you for buying the iRiver H300 Series. iRiver welcomes you to the world of the H300 Series, the leading HDD type MP3 player.

We firmly believe that the H300 Series will give you complete satisfaction. We know that the H300 Series will make your life more pleasurable in so many different ways.

This manual is essential for using the product correctly. Please read and ensure you have fully understood the manual. Thank you again.

Website

- The company website address is www.iRiver.co.kr
- The site provides product information and customer support.
- Use the firmware (system software) upgrade function of our products from the site to continuously improve the product performance.
- Check 'iRiver Tutorial' and 'Frequently Asked Questions'.
- Register the product to receive online A/S support. Also you can receive news email including new product information, company events, and firmware upgrade information.

Copyright/Certification/Escape

Copyright

- iRiver Limited reserves all patents, trademarks, copyrights, and other intellectual rights regarding the user manual. Copying the manual in part or in full without the written permission of iRiver is prohibited. Illegal usage of part or all of the document may result in criminal penalty.
- Related laws, including the copyright law, protect copyrighted contents such as software, music, or movies. If the product is used to copy or distribute copyrighted contents illegally, the user must take all legal responsibility for such actions.
- Companies, organizations, products, persons, and information on events used in the examples in this manual are not actual data. The company has no intention to link this user manual to any company, organization, product, or person. Do not assume any such intention or connection. It is the user's responsibility to comply with copyright laws.

©1999-2004 iRiver Limited. All rights reserved.

Certification

- CE, FCC, MIC

Trademarks

- Windows, Windows 98 SE, Windows ME, Windows 2000, Windows XP, and Windows Media Player are registered trademarks of Microsoft Corp.
- SRS is a registered trademark of SRS Labs, Inc.




Escape Clause

The manufacturer, importer, and dealer cannot be held responsible for accidental damage, including personal injury or any other damage, due to inappropriate usage of the product.

- Information in the user manual is written for the current specification of the product. The manufacturer, iRiver, continues to provide additional functions and apply new technology to it. All specifications may be changed without notice to individual users.


Safety Precautions

Please read and ensure you have fully understood the following safety guidelines before using the product. The safety guidelines describe important details regarding your safety and are classified into "Danger," "Warning," and "Caution." The company cannot be held liable for accidents and product damage due to non-observance of these safety precautions.

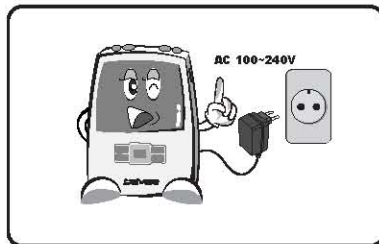
 DANGER	Serious injury or death can result if not handled as directed.
 WARNING	Serious / minor injury or product / property damage can result if not handled as directed.
 CAUTION	Minor damage can result if not handled as directed.

⚠ DANGER

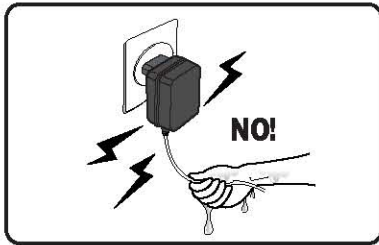
• Serious injury or death can result if not handled as directed.




Use only the AC adapter included. Using any other AC adapter may cause fire or electric shock.




Connect the AC Adapter only to rated power outlet types as described in the user manual. Connecting to other types may cause fire or electric shock.




Do not touch the AC adapter with wet hands. If the inside or outside of the product get wet, an electric shock may result.



Do not place heavy objects on the AC adapter cable. Do not score, bend, twist, or pull the AC adapter cable. A damaged AC adapter cable may cause fire or electric shock.



Do not repair, disassemble, or modify the product. Using the product under such conditions may cause fire or electric shock.




To avoid a high probability of explosion or malfunction, do not dry the product with a heater or microwave oven when the product is wet (whether with water or some other liquid).


<p>Promptly turn the power of the product off and disconnect the AC connector from the power outlet if the product produces smoke, smells, or unusual sounds. Using the product in abnormal conditions may cause fire or electric shock.</p>	<p>Do not drop the product, or subject it to strong impact or severe vibration, to avoid damage. Promptly turn the power of the product off and disconnect from the power outlet if the product is damaged. (Remove the AC adapter if the product was being charged). Using the product in abnormal conditions may cause fire or electric shock. Contact customer support.</p>
<p>Do not allow the earphones to get trapped in a car or train door. It can be extremely dangerous.</p>	<p>Do not use earphones or headphones while driving a vehicle, motorcycle, or riding a bicycle. Not only is it dangerous, but also illegal in some jurisdictions. Do not use the earphones or headphones while using a pedestrian crossing or in other dangerous areas, to avoid traffic accidents or other dangers.</p>
<ul style="list-style-type: none"> • Promptly turn the power of the product off and disconnect the AC connector from the power outlet during electrical storms to avoid fire or electric shock. • Turn off and unplug the power when it thunders or lightning flashes as quickly as possible. It could result in a fire or electric shock. • To avoid fire or electric shock promptly turn the power of the product off and disconnect the AC connector from the power outlet if foreign substances or liquid get into the product. • Keep the product and AC adapter away from children to avoid electric shock or exposure to electrical fields. 	

⚠ WARNING


- Serious / minor injury or product / property damage can result if not handled as directed.



Do not let the AC adapter cable or other cables lie across walkways, to avoid accident or product damage.



Promptly turn the power of the product off and disconnect the AC connector from the power outlet during electrical storms, to avoid product damage due to excessive current surges.



Do not place the product near sources of strong magnetism such as magnets, TVs, monitors, speakers, or hands free devices. The product uses a magnetic disk driver for data storage, and magnetic fields can damage the product.



While using earphones or headphones, do not use too high a volume or play for too long a period of time, to avoid damage to your hearing.

- Use only the AC adapter included.
Using other AC adapters may cause malfunction. Some malfunctions are not repairable.
- Connect the AC Adapter to rated power outlet types as described in the user manual only.
Connecting to other types of outlet may cause malfunction. Some malfunctions are not repairable.
- Do not repair, disassemble or modify this apparatus at discretion. It might be damaged and not be repaired according to the level of damage.
- Keep the product from getting wet from rainwater, drinks, medicines, or cosmetics. Wetting the product may cause malfunction. Do not turn the power off if this happens. Promptly swap with dry cloths[not clear, and "swap" is not right] and ask for technical support. Some damage cannot be repaired.
- External impact, lightning, power shorts or other events may damage the data stored in the product. The user is solely responsible for data backup and the company will not be liable for loss of stored data under any circumstances.
- If Bad Sectors are generated in the HDD due to physical impact or other cause, the product may not function normally. Please use the scan disk program in the Windows operating system to fix the error.

Contents

Welcome	1
Copyright/Certification/Escape Clause.....	2
Warning.....	3
1. Before using the product	
1. Introducing the H300	9
2. H300 features.....	10
3. Checking the contents.....	11
2. Getting started	
1. Names of parts.....	12
2. Connecting the product.....	15
3. Installing the software.....	28
3. Getting up and running	
1. Basic operation	36
2. Using the buttons	37
4. Useful features	
1. Playing music files.....	39
2. Listening to the FM radio	40
3. Searching for a FM radio frequency	41
4. Recording.....	44
5. Using the text function.....	47
6. Viewing Image.....	50
7. Using the Browser Function	51
8. Searching music.....	53
9. EQ/SRS	55
10. Setting play mode.....	56
11. Managing music information files	61
5. Menu configuration	
1. Opening the menu screen.....	63
2. General.....	64
3. Display.....	68
4. Timer.....	70
5. Control.....	72
6. Mode.....	73
7. Sound	76
8. Record.....	78
Technical Support.....	82
Specification.....	83
Customer Support	84
Warranty Card	87

Contents



Introducing the H300

The H300 is a new HDD type MP3 player from iRiver Limited. The product provides superior performance with a super size HDD storage system, and eye-catching design including polished GUI using a color LCD screen.

The H300 also supports fast data transfer using USB 2.0, and multiple file formats using the Multi-Codec player.

The FM tuner included enables reception of FM radio broadcasting. And the product supports firmware upgrades to continuously refine the product's features via our website.

All these powerful features will enable you to have your best ever experience with an MP3 player.



H300 Features

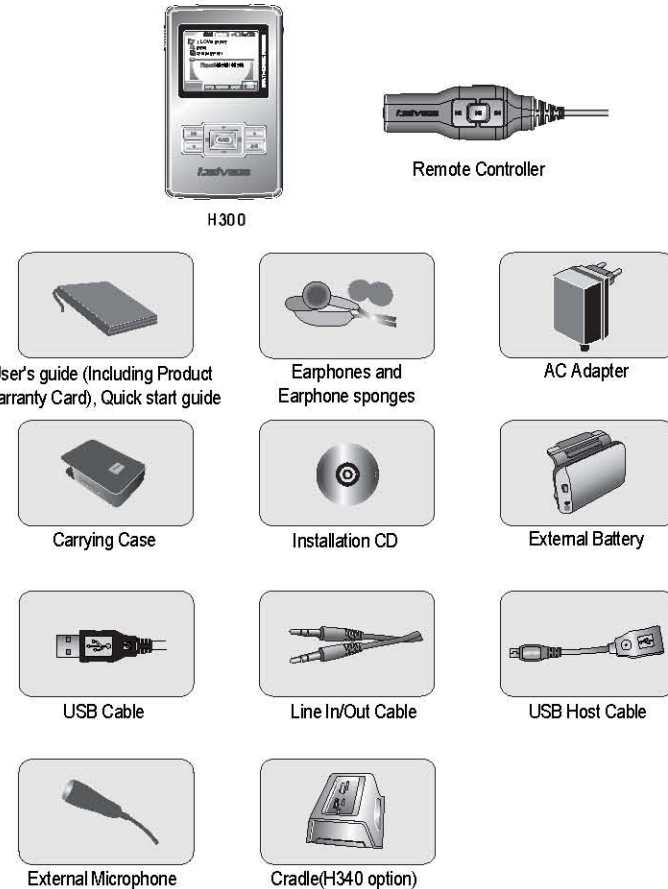
- ◆ **Uses a 2 inch color LCD display. Both icons and menus are in color.**
The iHP-300 is the first MP3 jukebox using a cellular phone level color TFT LCD screen. Superior color icons and menus previously unavailable are provided for a better user experience.
- ◆ **Supports super size data - 20GB/40GB HDD**
The system can be used as high capacity portable storage with 20GB(H320) and 40GB(H340) HDDs.
- ◆ **Data sharing without a PC - USB Host**
The system can connect directly to other portable USB devices such as digital cameras. No PC is required.
- ◆ **Fast file transfer - USB 2.0**
The system supports a 480 Mbps USB 2.0 interface to maximize the portable data storage feature.
- ◆ **Constant state-of-the-art performance - firmware upgrade**
Add new features or improve performance with continuous firmw are upgrades.
- ◆ **Images and Text are OK! - Text and image viewer**
View ebooks, lyrics, and stored Images with the Text Viewer and Image Viewer features.
- ◆ **Magnificent 3D sound - SRS WOW sound effect**
Experience the magnificent 3d and rich base sounds with the industry-recognized SRS WOW technology.
- ◆ **My music, according to my mood - 6 equalizers**
Feel your own voice color with 5 preset EQ (Normal, Rock, Jazz, Classical, Ultra Bass) and user defined EQ.
- ◆ **FM radio at your convenience - FM radio Receiving/Recording.**
Easy radio listening, with automatic search and frequency memory functions. Superior technology for searching reception while moving will enhance your experience.
- ◆ **Simple usage - Easy Navigation**
The iHP-300 supports a maximum of 2000 folders and 9999 music files in a tree structure for easier search.
- ◆ **Easy recording - Record voice and external sound sources.**
Supports voice recording with high performance internal / external microphones, and sound recording connecting to external devices such as CDs, tape players, or radio receivers with an analog cable.
- ◆ **Connect external speakers - Supports an external output (Line-Out) feature**
Connect external speakers with an analog cable for realistic performance.



Contents

Unpack the product and check the following contents.

Before using the product



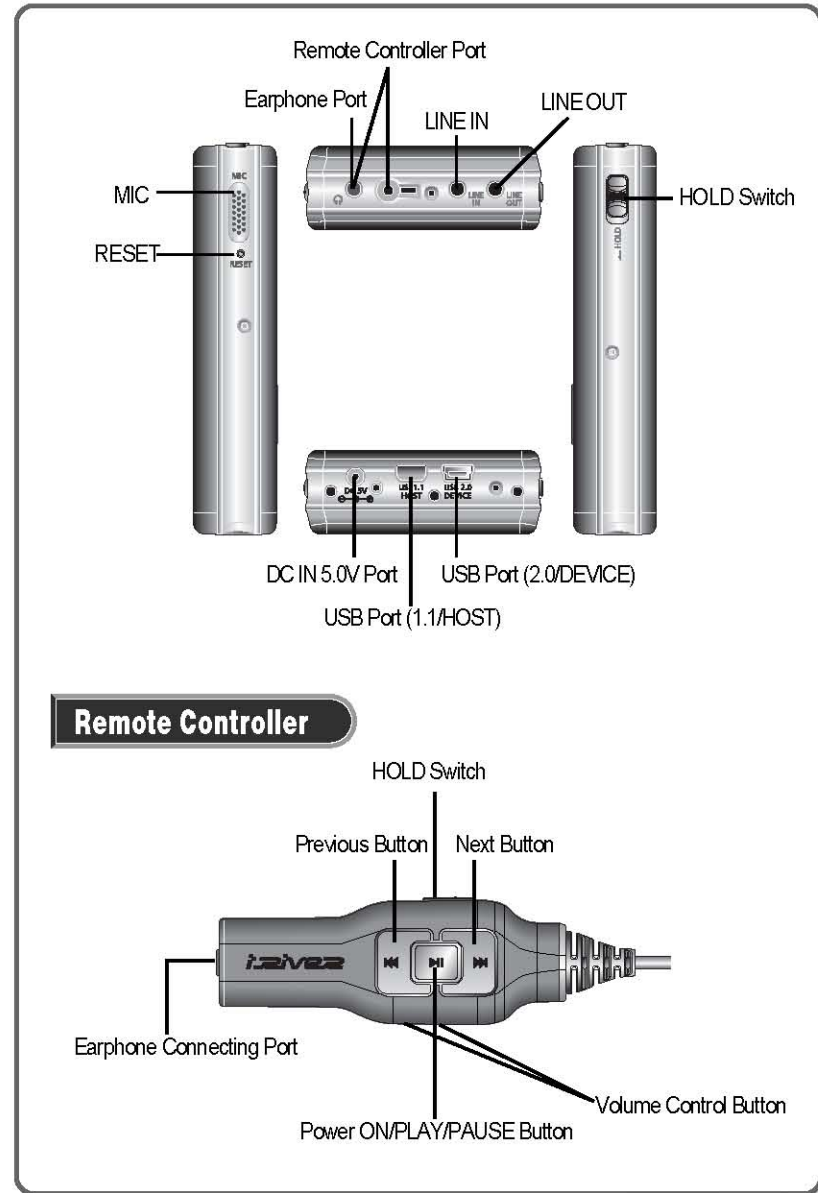
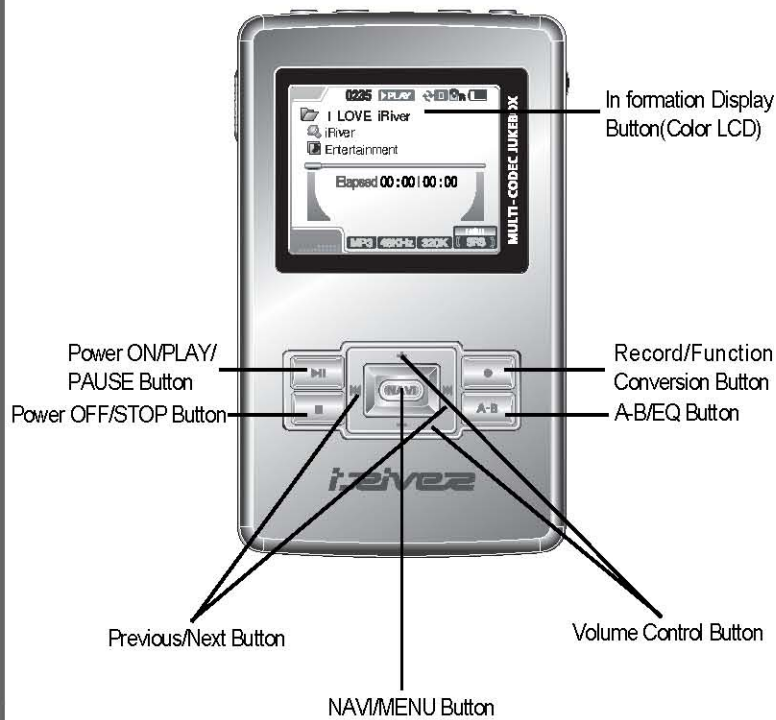
[Note]

• Contents may be changed without notice to improve the performance and/or quality of the product



Names of parts

System



Getting started