


UMV3-BTZU

Technical Manual

Version 1.3, December 2017



Content

Content.....	2
Related Information	5
Safety first.....	5
Simple Guidelines	5
Detailed Safety Information.....	6
Exposure to Radio Frequency Signals	6
Privacy policy	8
Delivered standard content	9
Installing the unit.....	10
Practical installation advice	10
Functionality check	11
LED signals	11
Product family.....	12
Accessories.....	12
Warranty	12
Technical Assistance	13
Minimum Information Required for Technical Assistance.....	13
Return Merchandise Authorization - RMA	13
Specifications	14
Product specifications	14
Connections.....	14
Temperature range	14
Mechanical specifications	14
Approvals and certificates.....	15

Corporate Office

Poly-Control ApS
Gammel Stillingvej 427 C
DK – 8462 Harlev J
Denmark.

www.poly-control.com

Copyright and Trademarks

© Poly-Control ApS. All rights reserved.

Poly-Control, the danalock logo and danalock are trademarks of Poly-Control ApS, registered in the United States and in other countries. All other trademarks are the property of their respective owners.

Release Notice

This document is release 1.3 of the UMV3-BTZU, Technical Manual.

THIS MANUAL IS INTENDED FOR USE BY SYSTEM INTEGRATORS, SERVICE PROVIDERS AND APPLICATION DEVELOPERS (COLLECTIVELY, "RESELLERS"). IT IS NOT INTENDED FOR END-USERS OF THE UMV3-BTZU. ANY END-USER DOCUMENTATION IS TO BE PREPARED AND FURNISHED BY THE RESELLERS.

The following Product Limited Warranty gives Resellers specific legal rights. You may have others, which vary from state/jurisdiction to state/jurisdiction.

Product Limited Warranty

Subject to the terms and conditions set forth herein, Poly-Control ApS ("*Poly-control*") makes the following warranty only to its Resellers who purchase the UMV3-BTZU hardware product ("*Product*") directly from Poly-control: for a period of one (1) year from the date of shipment from Poly-control, the Product will substantially conform to Poly-control's standard published specifications for the Product and the Product hardware will be substantially free from defects in materials and workmanship. The foregoing warranty shall not apply to embedded software/firmware components.

This product is guaranteed against all material and manufacturing defects for one year from the date of purchase (stipulated on the receipt) by end customer. To benefit from the warranty, Customers should first seek help from the sources detailed in the documents supplied with the Product or online. If, after using these resources, the Product still does not work correctly, Customers should contact Poly-control who will determine whether the Product requires servicing under warranty or maintenance and inform the Customer how this service is to be carried out. Repairs under warranty do not extend the warranty period.

The sole obligation for Poly-control under the terms of this warranty is the free replacement or repair of the Product or the component, which its services agree is defective unless such action proves impossible or disproportionate. To benefit from the warranty all Products must first be presented to Poly-control after-sales service whose agreement is mandatory prior to any replacement. Any shipping costs are at the Customer's expense.

The warranty does not apply to visible defects. Also excluded are: defects and damage due to normal wear and tear or external accidents (error of assembly, wrong maintenance or use, etc.) or by any change to the Product not planned or specified by Poly-control. The present warranty applies only to Poly-control Products. Poly-control does not guarantee that the Product will work continuously or without error. Poly-control cannot be held liable for any damage or harm arising from failure to comply with the instructions for use of the Product.

Auto Unlock disclaimer: Due to variations in Bluetooth connectivity, it is recommended that the auto unlock function be disabled while you are in your home or office and enabled when you leave.

Product installation disclaimer: Depending on how your deadbolt is installed, to unlock your Danalock you will turn it the opposite direction that the deadbolt turned. The warranty does not apply to the following: (a) any damage due to accident, misuse, abuse, flood, fire, earthquake or other external causes; (b) any damage due to use of the Product other than within the uses prescribed and/or authorized by Poly-control; (c) any damage arising from the Product being opened; (d) any damage caused by repair or other action by any person who is not a representative of Poly-control; (e) to any Product or component which has been changed so as to significantly change its function or capacity without the prior written permission of Poly-control; (f) to consumables such as batteries except if the damage is due to a defect in Product materials or manufacture; or (g) where any Poly-control serial number or product ID has been removed or otherwise made illegible; or (h) to services and messaging.

WITHIN THE LIMITS OF APPLICABLE LEGISLATION, THE PRESENT WARRANTY AND THE CLAIM FACILITIES DETAILED HEREINAFTER ARE EXCLUSIVE AND TAKE PRECEDENCE OVER ANY OTHER CONTRACTUAL WARRANTIES, CLAIM FACILITIES AND CONDITIONS WHETHER WRITTEN, VERBAL, LEGAL, EXPLICIT OR TACIT. WITHIN THE LIMITS OF APPLICABLE LEGISLATION, POLY-CONTROL EXPRESSLY EXCLUDES ALL TACIT WARRANTIES INCLUDING MARKETING GUARANTEES, GUARANTEES OF SUITABILITY FOR A GIVEN USE AND GUARANTEES AGAINST LATENT OR HIDDEN DEFECTS. WHERE POLY-CONTROL IS NOT LEGALLY ENTITLED TO REFUSE A TACIT OR LEGAL WARRANTY, WITHIN THE LIMITS OF APPLICABLE LEGISLATION, SAID WARRANTIES SHALL BE LIMITED TO THE DURATION OF THE PRESENT EXPLICIT WARRANTY AND THE SUPPLY OF A SERVICE OF REPAIR OR REPLACEMENT AS DETERMINED AT THE SOLE DISCRETION OF POLY-CONTROL.

No Poly-control employee, agent or dealer is authorized to modify, extend or complete the present guarantee in any way. EXCEPT AS PROVIDED FOR IN THE PRESENT WARRANTY AND TO THE EXTENT PERMISSIBLE UNDER APPLICABLE LEGISLATION, POLY-CONTROL CANNOT BE HELD LIABLE FOR ANY DIRECT, SPECIFIC, ACCESSORY OR INDIRECT DAMAGE RESULTING FROM ANY VIOLATION OF ANY WARRANTY OR CONDITION OR THE TERMS OF ANY OTHER LEGAL CONCEPT INCLUDING BUT NOT LIMITED TO ANY LOSS OF USE, REVENUE, PRESENT OR FUTURE LOSS OF PROFIT (INCLUDING ANY LOSS OF PROFITS RELATED TO CONTRACTS), ANY LOSS OF FINANCIAL WHEREWITHAL, EXPECTED LOSS OF SAVINGS, LOSS OF BUSINESS, OPPORTUNITY, CLIENTELE, REPUTATION, OR ANY INDIRECT OR SUBSEQUENT LOSS OR DAMAGE. THE PRESENT LIMITATION DOES NOT APPLY TO CLAIMS RELATING TO DEATH OR INJURY. POLY-CONTROL MAKES NO UNDERTAKING IN RESPECT OF ITS ABILITY TO REPAIR ANY PRODUCT UNDER THE TERMS OF THE PRESENT WARRANTY OR OF THE ABSENCE OF RISK IN THE EVENT OF EXCHANGE FOR ANOTHER PRODUCT.

FOR CONSUMERS COVERED BY LAWS OR CONSUMER PROTECTION REGULATIONS IN VARIOUS COUNTRIES OF PURCHASE OR WHERE DIFFERENT, OF THEIR COUNTRY OF RESIDENCE, THE BENEFITS OF THE PRESENT WARRANTY ARE IN ADDITION TO ALL RIGHTS AND CLAIM FACILITIES PROVIDED BY THESE LAWS AND CONSUMER PROTECTION REGULATIONS. Some countries, States and regions do not allow exclusion from or limitation of indirect and/or subsequent damage for the duration of the warranty or tacit conditions, in which case the above exclusions and limitations do not apply to all such Customers. The present warranty provides the Customer with specific legal rights; Customers may benefit from additional rights depending on local legislation.

Embedded Software/Firmware

The Product and associated tools, if any, may contain embedded software/firmware, which is licensed, not sold, and is only for use within the Product as an integral part thereof. Such embedded software/firmware (which includes all updates thereto) contains valuable trade secrets and is proprietary to Poly-Control ApS and its suppliers. To the greatest extent permitted by law, such embedded software/firmware may not be modified, copied, disassembled, decompiled or reverse engineered. Poly-control reserves all other rights.

Limitation of Liability

POLY-CONTROL'S ENTIRE LIABILITY REGARDING THE PRODUCT SHALL BE LIMITED TO THE AMOUNT ACTUALLY PAID BY RESELLER FOR THE PRODUCT. TO THE MAXIMUM EXTENT PERMITTED BY APPLICABLE LAW, IN NO EVENT SHALL POLY-CONTROL OR ITS SUPPLIERS BE LIABLE FOR ANY INDIRECT, SPECIAL, INCIDENTAL OR CONSEQUENTIAL DAMAGES WHATSOEVER UNDER ANY CIRCUMSTANCE OR LEGAL THEORY RELATING IN ANY WAY TO THE PRODUCTS, ACCOMPANYING DOCUMENTATION AND MATERIALS, AND ANY EMBEDDED SOFTWARE/FIRMWARE AND UPDATES THERETO (INCLUDING, WITHOUT LIMITATION, DAMAGES FOR LOSS OF BUSINESS PROFITS, BUSINESS INTERRUPTION, LOSS OF DATA OR ANY OTHER PECUNIARY LOSS), REGARDLESS OF WHETHER

POLY-CONTROL HAS BEEN ADVISED OF THE POSSIBILITY OF ANY SUCH LOSS AND REGARDLESS OF THE COURSE OF DEALING BETWEEN POLY-CONTROL AND RESELLER. BECAUSE SOME STATES AND JURISDICTIONS DO NOT ALLOW THE EXCLUSION OR LIMITATION OF LIABILITY FOR CONSEQUENTIAL OR INCIDENTAL DAMAGES, THE ABOVE LIMITATION MAY NOT APPLY TO EVERY RESELLER.

Notices

Class B Statement – Notice to Users. This equipment has been tested and found to comply with the limits for a Class B digital device, pursuant to Part 15 of the FCC rules. These limits are designed to provide reasonable protection against harmful interference in a residential installation. This equipment generates, uses, and can radiate radio frequency energy and, if not installed and used in accordance with the instructions, may cause harmful interference to radio communication. However, there is no guarantee that interference will not occur in a particular installation. If this equipment does cause harmful interference to radio or television reception, which can be determined by turning the equipment off and on, the user is encouraged to try to correct the interference by one or more of the following measures:

- Reorient or relocate the receiving antenna.
- Increase the separation between the equipment and the receiver.
- Consult the dealer or an experienced radio/TV technician for help.

Changes and modifications not expressly approved by the manufacturer or registrant of this equipment can void your authority to operate this equipment under Federal Communications Commission rules.

Regulatory Approvals

EC/ International

The UMV3-BTZU complies with the essential requirements of the 2011/65/EC directive on the restriction of the use of certain hazardous substances in electrical and electronic equipment.

FCC/IC

The UMV3-BTZU product comply with the FCC Part 15.247 and part 15.249 and the Industry Canada requirements RSS-GEN, RSS-102, RSS210 and RSS-247 for operation in the Bluetooth LE 2400-2483 MHz frequency band and the Z-wave 908.4 MHz / 916 MHz frequencies.

The UMV3-BTZU product complies with Part 15 of the FCC rules and with Industry Canada license exempt standard(s). Operation is subject to the following two conditions:

- (1) This device may not cause harmful interference, and
- (2) This device must accept any interference received, including interference that may cause undesired operation.

For fixed mounted operations, the UMV3-BTZU must be installed to provide a separation distance of at least 20 cm from all persons.

UMV3-BTZU:

FCC ID: 2ADSH-UMV3BTZU
IC-ID: 12588A-UMV3BTZU

Introduction

This document contains the installation guide for the Danalock product type series UMV3-BTZU units. This manual is intended for use by system integrators, service providers and application developers (collectively, “Resellers”). It is not intended for end-users of the UMV3-BTZU. Any end-user documentation is to be prepared and furnished by the Resellers.

This manual describes how to set up, configure, install, operate, and troubleshoot the product. Even if you have used similar products before, Poly-Control recommends that you spend some time reading this manual to learn about the special features of this product.

The UMV3-BTZU product is a standalone product that provides wireless interface and control to any garage/port door motor system. As the end user may not be familiar with electrical applications and installation of add on products to an existing product it is recommended only to use professionals for the installation of the UMV3-BTZU end product.

Poly-Control assumes that you are familiar with Microsoft Windows and general usage of cellular phones and mobile apps.

Related Information

The Poly-Control web site is found at **www.poly-control.com**. This site links to the My Danalock site from Poly-Control ApS and it is found at **my.danalock.com**. UMV3-BTZU devices can be integrated to the My Danalock site.

Safety first

Simple Guidelines

Please follow these guidelines when configuring, using or recycling the UMV3-BTZU. Violating these guidelines may be dangerous, illegal or otherwise detrimental. Further detailed information is provided in this manual.

Do Not Operate Where Prohibited

Do not allow the UMV3-BTZU unit to operate wherever wireless radio communication use is prohibited or when doing so may cause interference or danger as the UMV3-BTZU cannot be turned off after installation.

Examples include but are not limited to operation in hospitals, buildings near blasting sites or wherever operation can cause interference.

Interference

Like all wireless devices, the UMV3-BTZU may encounter electrical interference that may affect its performance.

Avoid Body Contact with Device during Operation

Do not operate the UMV3-BTZU in direct contact with your body. Maintain at least 8 inches (20 cm) separation between the device and any parts of your body.

Qualified Service

Except for batteries, the UMV3-BTZU contains no user serviceable or replaceable parts. Non-functioning units must be returned to an authorized service center for repair or replacement.

Category of use

The UMV3-BTZU can be used in areas with medium frequency of use by people with some incentive to exercise care but where there is some chance of misuse, e.g. internal office doors or internal residential doors.

Durability, door mass and closing force and security (Physical attack)

The UMV3-BTZU is a door lock controller. It only contains control signals and relays for enabling/disabling a door/port function. The UMV3-BT lock controller is not directly involved in the door/port operation.

Water-Resistance

The UMV3-BTZU series is not water-resistant. The lock must therefore be installed on the inside of the door where it is dry and not subjected to either water streams or submersion.

Security for electrical functions

The UMV3-BTZU has no indications, sound alarms in case of a lock malfunction.

Security for electrical manipulation

The UMV3-BTZU is tested compliance to the EMC requirement laid out in the 1999/05/EC directive. The performance hereof ensures correct operation in the presence of electromagnetic interference and/or electrostatic discharge.

Children

The UMV3-BTZU series and its accessories are not used to solicit data from or market to children.

Detailed Safety Information

Exposure to Radio Frequency Signals

The UMV3-BTZU unit is a low power radio transmitter and receiver. Periodically the UMV3-BTZU wakes up either due to activity or by a timer. When it is ON, it receives and sends out radio frequency (RF) signals for a short period of time.

The UMV3-BTZU unit cannot be turned off after installation; however, the unit is mostly asleep waiting for either the wake-up timer or activity on the lock controller interfaces.

The UMV3-BTZU unit is not designed to be worn on a person's body.

Electronic Devices

Most modern electronic equipment is shielded from RF signals. However, certain electronic equipment may not be shielded against the RF signals generated by the UMV3-BTZU unit.

Pacemakers

The Health Industry Manufacturers Association recommends that a minimum separation of six (6") inches be maintained between a handheld wireless phone and a pacemaker to avoid potential interference with the pacemaker. The following precautions apply:

- The UMV3-BTZU unit is not intended for handheld use or to be worn on the body.
- It is recommended that a minimum separation of eight 8" inches (20 cm) is to be maintained between the UMV3-BTZU unit and any persons' body at all times.

Other Medical Devices

If any other personal medical devices are used in the vicinity of a UMV3-BTZU unit, consult the manufacturers of the medical devices to determine if they are adequately shielded from external RF energy. Physicians may be able to assist in obtaining this information.

The UMV3-BTZU unit cannot be turned off after installation, so any doors installed with the UMV3-BTZU etc. must not operate near health care facilities when any regulations posted in these areas prohibit the use of wireless phones or two-way radios. Hospitals and health care facilities may be using equipment that could be sensitive to external RF energy.

Potentially Explosive Atmospheres

The UMV3-BTZU unit cannot be turned off after installation, so any building installed with UMV3-BTZU etc. must not be located in an area with a potentially explosive atmosphere and obey all signs and instructions not to use UMV3-BTZU in such areas. Sparks in such areas could cause an explosion or fire resulting in bodily injury or even death.

Areas with a potentially explosive atmosphere are often, but not always marked clearly. Potential areas may include: fueling areas (such as gasoline stations); below deck on boats; fuel or chemical transfer or storage facilities; areas using liquefied petroleum gas (such as propane or butane); areas where the air contains chemicals or particles (such as grain, dust, or metal powders); and any other area where it would normally be advisable **not to** install the UMV3-BTZU.

Specific Human Absorption Rates (SAR)

THE UMV3-BTZU UNIT IS NOT DESIGNED TO BE WORN ON A PERSON'S BODY. AS SUCH, BODY WORN TEST POSITIONS FOR THE UMV3-BTZU UNIT ARE NOT REQUIRED BY EITHER THE IEC 62311 FOR BLUETOOTH LE, Z-WAVE BANDS OR FCC/IEEE/ICNIRP REQUIREMENTS FOR BLUETOOTH LE and Z-WAVE BANDS.

The UMV3-BTZU unit is not intended for handheld use or to be worn on the body. A minimum separation of eight (8") inches (20 cm) is to be maintained between the UMV3-BTZU and any persons' body.

Privacy policy

Danalock App privacy policy

This privacy policy governs your use of the software application "danalock App" for mobile devices that is created by Poly-Control ApS. The Application controls the use of the electronic door locking device Danalock, and only works with iPhone 4s / Android 4.4 or newer smartphones with Bluetooth Smart or Z-wave Technology.

User Provided Information

The Application obtains the information you provide when you download and register the Application. Registration with us is mandatory in order to be able to use the basic features of the Application. When you register with us and use the Application, you generally provide (a) your name, email address, age, user name, password and other registration information; (b) information you provide us when you contact us for help (c) information you enter into our system when using the Application, such as names, addresses and location of home. In addition, the Application may collect certain information automatically, including, but not limited to, the type of mobile device you use, your mobile devices unique device ID, the IP address of your mobile device, your mobile operating system, the type of mobile Internet browsers you use, and information about the way you use the Application.

Data retention policy managing your information

We will retain User Provided data for as long as you use the Application and associated domain. You have full control and right to delete all the provided data in App and on the domain whenever you want to do so.

Children

We do not use the Application to solicit data from or market to children.

Security

We are concerned about safeguarding the confidentiality of your information. We provide physical, electronic, and procedural safeguards to protect information we process and maintain. We limit access to this information to authorized employees who need to know that information in order to help and guide you, or to operate, develop or improve our Application. The Danalock uses highly secure encrypted data transfer, like that used in electronic banking etc. Every bit and byte is double encrypted to keep you safe. Your keys are also protected with a personal log in. This log in can be paired with one particular phone, making it possible only to log in from that phone.

Changes

This Privacy Policy may be updated from time to time for any reason. We will notify you of any changes to our Privacy Policy by posting the new Privacy Policy on our website: www.danalock.com/Privacy Policy. You are advised to consult this Privacy Policy regularly for any changes, as continued use is deemed approval of all changes.

Your Consent

By using the Application, you are consenting to our processing of your information as set forth in this Privacy Policy now and as amended by us. "Processing," means using cookies on a computer/hand held device or using or touching information in any way, including, but not limited to, collecting, storing, deleting, using, combining and disclosing information, all of which activities will take place in Scandinavia, Europe, Middle East, Asia and United States.

Contact us

If you have any questions regarding privacy while using the Application, or have questions about our practices, please contact us via email at mail@danalock.com

Delivered standard content

The delivered standard package content includes the following items:

US

1 x Universal Module V3

Outside US

1 x Universal Module V3

Installing the unit

The UMV3-BTZU unit is installed in association with a garage/port door motor system in order to add a wireless interface and wireless control of the garage/port door.

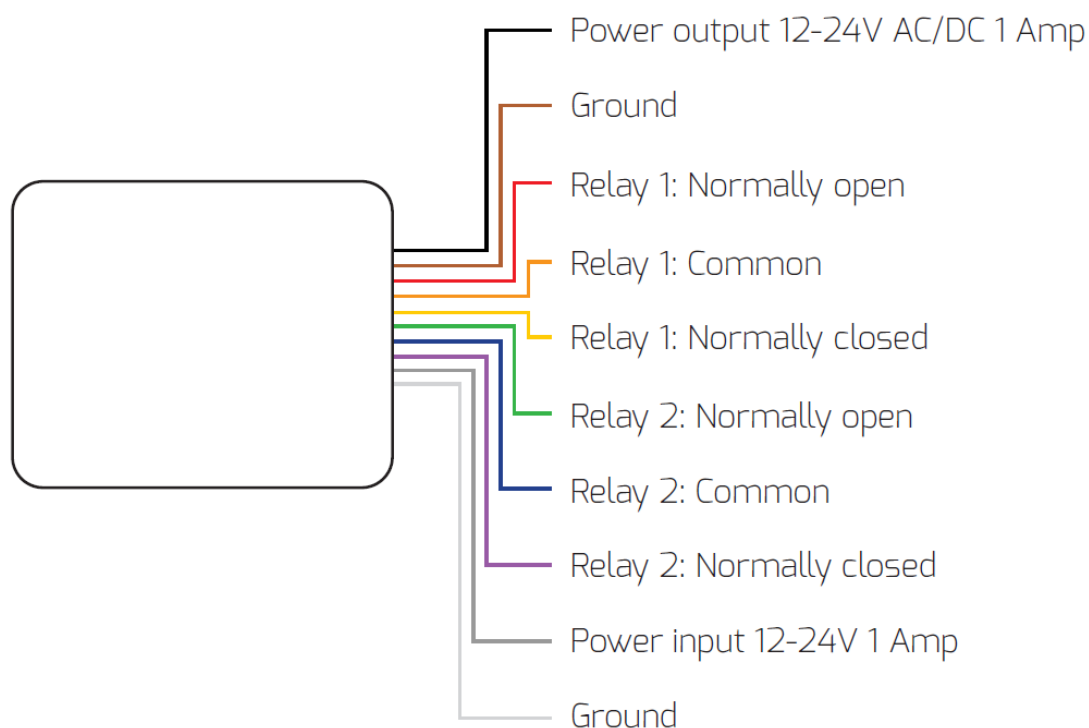
Practical installation advice

- Please follow the installation guide carefully.
It is available on the danalock site that is found at <https://guide.danalock.com/>

Specifications

Operating voltage range	12-24V DC, 12-24V AC
Max input (at 24V)	100mA
Number of relays	2
Type of relays	Potential-free contacts (NO/NC)
Power output	+4 dBm@BLE, +4.5dBm@Z-wave
Max AC power	1A at 12V
Max AC current	1A at 12V
Max relay voltage	48V
Wireless communication	Bluetooth 4.2 Low Energy Z-wave
Bluetooth range	5 – 10 meters
Z-wave range	5 - 30 meters







Wiring diagram




Functionality check

LED signals

The UMV3 series is fitted with a LED that has the following status indications:

LED-mode	LED color	Status indication
Constant white for 3 seconds		Power on. Batteries are activated.
Constant purple		Firmware update is activated
Blue light flashes		Settings are changed
White light flashes for 5 seconds		Identify
Constant white for 5 seconds		Factory reset
Constant green for 5 seconds, followed by green lights flashes for 30 seconds from start of inclusion or exclusion		Inclusion or exclusion mode activated



Troubleshooting

Various error situations are listed below along with some possible solutions.

Error	Error description	Possible solutions
Grey key in keychain	The key in the keychain turns grey when the lock is unreachable	<ol style="list-style-type: none"> 1. Remove the App from the background or close it entirely 2. Turn off Bluetooth on the phone 3. Turn on Bluetooth on the phone 4. Restart the App
Lock cannot be added to the gateway	The lock cannot be added to the gateway	<ol style="list-style-type: none"> 1. Exclude the lock from the gateway 2. Re-include the lock to the gateway
Auto unlock stopped working	Auto unlock stopped working because other devices have been paired	<ol style="list-style-type: none"> 1. Turn off Bluetooth on the phone 2. Turn on Bluetooth on the phone <p>Notice that you might experience interference from other Bluetooth devices. Apple products will typically be ranked higher than other Bluetooth devices.</p>

Product family

The UMV3 series covers the following models that are classified within the respective region depending on the frequencies that are used for the models.

Model	Bluetooth	Zigbee	Z-Wave			Apple Home Kit
			EU	US	H	
UMV3-BT	X					X
UMV3-BTZB	X	X				
UMV3-BTZE	X		X			
UMV3-BTZU	X			X		
UMV3-BTZH	X				X	

Accessories

The following accessories are available for the UMV3 series.

Description	Bluetooth	Wi-Fi
Wireless Keypad	X	
KeyFob - one-click access without a smartphone	X	
Bridge – remote operate the lock	X	X

Warranty

Poly-Control ApS products are covered by a limited manufacturer warranty. The Poly-Control ApS warranty is limited to the warranty rules and legislation present in each country. The warranty only covers manufacturing faults.

The warranty does not cover misuse, wrong installation or damage due to a faulty installation or wrong maintenance.

The invoice act as the proof of warranty, so please keep it as reference for any warranty complaints.

Technical Assistance

If you have a problem and cannot find the information you need in the product documentation, please contact Poly-Control ApS

Poly-Control ApS

Gammel Stillingvej 427 C
DK – 8462 Harlev J
Denmark
Tel: +45 42 42 81 22

E-mail: **support@poly-control.com**

Web: **www.poly-control.com**

When contacting technical support, please be prepared to provide the information listed below:

Minimum Information Required for Technical Assistance

If you or a user reports difficulty with a UMV3-BTZU unit, it is helpful to retrieve directly from the unit all current configuration settings and the message log data etc., that is accessible by the technical support when they receive the following information about the unit.

1. Serial number (preferred), MAC address or alias of the lock
2. Username used when registering / installing the lock
3. Username used when getting the error (if different username)
4. Time of incident

Return Merchandise Authorization - RMA

1. If you experience defects in your product please contact our customer support at:
support@poly-control.com or phone **+45 42 42 81 22**

Your inquiry will be processed by our support team and a support ticket number will be created in our system. You will receive your ticket number by email.

2. In case your hardware needs to be sent to us you will receive a RMA form by email from our support team that you must fill out.

Print out the RMA and pack it together with the faulty product and send both to the following address:

Poly-Control ApS

Gammel Stillingvej 427 C

DK – 8462 Harlev J

Denmark

Attention: Customer Care

Specifications

Product specifications

The UMV3 unit is with integrated antennas

Connections

Operational voltage (supply voltage): 12 – 24V AC/DC 1 A

Temperature range

In active running mode -20°C to +40°C

Storage 5°C to +50°C

Mechanical specifications

Dimensions:

Width: 17 mm

Height: 38 mm

Length: 35 mm

Weight: 14 grams

Approvals and certificates

The UMV3-BTZU product is certified according to the following radio recommendations (US/Canada):

FCC-ID: 2ADSH-UMV3BTZU
IC: 12588A-UMV3BTZU

FCC and IC Statements

The UMV3-BTZU product contains radio transmitters that comply with CFR 47 Part 15.247 and Part 15 of the FCC rules and with RSS-GEN, RSS-102, RSS-210 and RSS-247 of Industry Canada requirements.

Notice statements according to CFR 47 Part 15.19 / RSS-GEN:

The UMV3-BTZU product complies with Part 15 of the FCC rules and with Industry Canada license exempt standard(s). Operation is subject to the following two conditions:

- (1) This device may not cause harmful interference, and
- (2) This device must accept any interference received, including interference that may cause undesired operation.

Déclarations selon le CFR 47 section 15.19 / RSS-GEN:

Le présent UMV3-BTZU appareil est conforme aux CNR d'Industrie Canada applicables aux appareils radio exempts de licence. L'exploitation est autorisée aux deux conditions suivantes:

- (1) l'appareil ne doit pas produire de brouillage, et
- (2) l'utilisateur de l'appareil doit accepter tout brouillage radioélectrique subi, même si le brouillage est susceptible d'en compromettre le fonctionnement.

NOTICE statements according to CFR 47 Part 15.21:

Changes or modifications made to this equipment not expressly approved by Poly-Control ApS may void the FCC authorization to operate this equipment.

Statements according to CFR 47 Part 2.1091 / 2.1093 and OET bulletin 65 / RSS-102:

With respect to radiofrequency radiation exposure Information it is declared that this equipment complies with FCC radiation exposure limits set forth for an uncontrolled environment.

This equipment should be installed and operated with minimum distance of 20 cm between the radiator and your body.

This transmitter must not be co-located or operating in conjunction with any other antenna or transmitter.

Déclarations selon le CFR 47 Sections 2.1091 / 2.1093 et bulletin OET 65 / RSS-102 :

Respectant les informations relatives à l'exposition aux radiations de fréquences radio, on déclare que cet équipement respecte les limites d'exposition aux radiations de la FCC aux conditions prévues pour un environnement non contrôlé.

Cet équipement doit être installé et fonctionner à une distance minimale de 20 cm entre l'appareil irradiant et votre corps.

Cet émetteur ne doit pas être installé ou utilisé en conjonction avec d'autres antennes ou d'autres émetteurs.

EEC/ International

- The UMV3-BTZU complies with the essential requirements of the 2011/65/EC directive on the restriction of the use of certain hazardous substances in electrical and electronic equipment.

Including:

Standard	Version	Description
(EN/IEC 62368-1 + AC/3, A11)	2014, 2015, 2017	Information and communication technology equipment safety

Certificates and Declaration of conformity (DOC) statements can be downloaded from the danalock website:

<https://doc.danalock.com/>