



**QuickScan[®] QS6500BT
Handheld Bar Code Scanner**



Quick Reference Guide

PSC Inc
959 Terry Street
Eugene, Oregon 97402
Telephone: (541) 683-5700
Fax: (541) 345-7140

An Unpublished Work - All rights reserved. No part of the contents of this documentation or the procedures described therein may be reproduced or transmitted in any form or by any means without prior written permission of PSC Inc. or its wholly owned subsidiaries ("PSC"). Owners of PSC products are hereby granted a non-exclusive, revocable license to reproduce and transmit this documentation for the purchaser's own internal business purposes. Purchaser shall not remove or alter any proprietary notices, including copyright notices, contained in this documentation and shall ensure that all notices appear on any reproductions of the documentation.

Should future revisions of this manual be published, you can acquire printed versions by contacting your PSC representative. Electronic versions may either be downloadable from the PSC website (www.psc.com) or provided on appropriate media. If you visit our website and would like to make comments or suggestions about this or other PSC publications, please let us know via the "Contact PSC" page.

Disclaimer

PSC has taken reasonable measures to provide information in this manual that is complete and accurate, however, PSC reserves the right to change any specification at any time without prior notice. PSC is a registered trademark of PSC Inc. The PSC logo is a trademark of PSC. All other trademarks and trade names referred to herein are property of their respective owners.

This product may be covered by one or more of the following patents: 6,293,467 • 6,612,495 • 6,705,527 • Other Patents Pending

PSC INC. QUICKSCAN® END USER LICENSE AGREEMENT

Notice to End User: The PSC Product you have acquired contains embedded Software, which is integral to the product's operation. This Software is being provided to you under license, subject to the terms and conditions of this Agreement. If you use the PSC Product, you will be deemed to have accepted the terms and conditions of this Agreement. If you do not intend to be bound to the terms of this Agreement, PSC is not willing to license the Software to you, you may not use the PSC Product or the Software, and you must contact the party from whom you acquired the PSC Product for instructions.

This End User Software License Agreement ("Agreement") is a legally binding agreement governing the licensing of the Software and Documentation by PSC Inc. and its wholly owned subsidiaries and affiliates ("PSC") to the entity or person who has purchased or otherwise acquired a PSC Product ("End User"). For purposes of this Agreement, any software that is associated with a separate end-user license agreement is licensed to you under the terms of that license agreement. PSC and End User hereby agree as follows:

1. Definitions.

- 1.1 "Documentation" means materials such as user's guides, program reference guides, quick reference guides, manuals, or similar materials associated with or related to the PSC Product, whether in printed, "online", or other form.
- 1.2 "Proprietary Information" means: (a) source code, object code, software, documentation, and any related internal design, system design, data base design, algorithms, technology, technical data or information, implementation techniques, and trade secrets related to the Software, (b) any other trade secrets marked appropriately or identified as proprietary or confidential, and (c) any information that End User, under the circumstances, should recognize as confidential. Proprietary Information does not include any information that the receiving party can establish was (1) in the public domain, (2) already in the receiving party's possession or rightfully known prior to receipt, (3) rightfully learned from a third party not in violation of any other's proprietary rights, or (4) independently developed without access to Proprietary Information.
- 1.3 "PSC Product" means the PSC Quickscan® series scanner product, including all embedded Software in and all Documentation related to such product, which has been purchased or otherwise acquired by End User, whether obtained directly or indirectly from PSC.
- 1.4 "Software" means any software or computer programs of PSC or its third party licensors in machine readable form which is embedded in the PSC Product, whether obtained directly or indirectly from PSC, including any replacement, update, upgrade, enhancement or modification.

2. Scope Of License Granted.

- 2.1 PSC grants to End User a non-exclusive, non-transferable, perpetual license to use the Software, solely on the PSC Product in which it is embedded ("designated PSC Product"), in machine-readable form only, solely for End User's internal business purposes. This Agreement does not convey ownership of the Software to End User. Title to the Software shall be and remain with PSC or the third party from whom PSC has obtained a licensed right. As used in this Agreement, the term "purchase" or its equivalents when applied to the Software shall mean "acquire under license." End User is not entitled to receipt or use of the source code to any Software.
- 2.2 End User shall not copy, modify, decompile, disassemble, reverse engineer, or otherwise reproduce or remanufacture the Software, whether modified or unmodified, nor sell, assign, sublicense, distribute, lend, rent, give, or otherwise transfer the Software to any other person or organization, for purposes other than as expressly provided in this Agreement, without PSC's prior written consent.

3. Transfers, Support.

- 3.1 Any copying, installing, reproduction, remanufacture, reverse engineering, electronic transfer, or other use of the Software on other than the designated PSC Product will be a

- material breach of this Agreement. However, PSC may elect not to terminate this Agreement or the granted licenses, but instead may elect to notify End User that End User is deemed to have ordered and accepted a license for each breaching use. End User shall pay PSC the applicable list price for such licenses as of the date of such breach.
- 3.2 End User shall not sell, assign, sublicense, distribute, lend, rent, give, or otherwise transfer the PSC Product to any third party unless such third party agrees with PSC in writing to be bound by the terms and conditions of this Agreement. Any such transfer of the PSC Product absent such agreement shall be null and void.
 - 3.3 End User may obtain support for Software from PSC at PSC's standard support fees and under PSC's standard support terms and conditions in effect at the time the support is requested.

4. Intellectual Property.

End User acknowledges that the Software constitutes valuable trade secrets of PSC or PSC's third party licensors and that the Software is protected by intellectual property laws and treaties. The license set forth in this Agreement does not transfer to End User any ownership of PSC's or its third party licensors' copyrights, patents, trademarks, service marks, trade secrets, or other intellectual property rights and End User shall have no right to commence any legal actions to obtain such rights. End User shall not remove, modify, or take any other action that would obscure any copyright, trademark, patent marking, or other intellectual property notices contained in or on the PSC Product.

5. Proprietary Information.

- 5.1 End User acknowledges that Proprietary Information is the confidential, proprietary, and trade secret property of PSC and PSC's third party licensors and End User acquires no right or interest in any Proprietary Information.
- 5.2 End User shall not disclose, provide, or otherwise make available the Proprietary Information of PSC or its third party licensors to any person other than End User's authorized employees or agents who are under confidentiality agreement, and End User shall not use the Proprietary Information other than in conjunction with use of the PSC Product exclusively for End User's internal business purposes. End User shall take steps to protect the Proprietary Information no less securely than if it were End User's own intellectual property.
- 5.3 The provisions of this Proprietary Information Section shall survive and continue for five (5) years after the termination of this Agreement.

6. Limited Warranty.

- 6.1 PSC warrants that, under normal use and operation, the PSC Product will conform substantially to the applicable Documentation for the period specified in the Documentation. During this period, for all reproducible nonconformities for which PSC has been given written notice, PSC will use commercially reasonable efforts to remedy nonconformities verified by PSC. End User agrees to supply PSC with all reasonably requested information and assistance necessary to help PSC in remedying such nonconformities. For all defects reported to PSC within the warranty period, PSC's liability is limited to providing End User with one copy of corrections or responding to End User's problem reports according to PSC's standard assistance practices. PSC does not warrant that the product will meet End User's requirements or that use of the product will be uninterrupted or error free, or that PSC's remedial efforts will correct any nonconformance. This limited warranty does not cover any product that have been subjected to damage or abuse, whether intentionally, accidentally, or by neglect, or to unauthorized repair or unauthorized installation, and shall be void if End User modifies the product, uses the product in any manner other than as established in the Documentation, or if End User breaches any of the provisions of this Agreement.
- 6.2 EXCEPT AS PROVIDED IN THIS AGREEMENT, THE PSC PRODUCT IS PROVIDED "AS IS" AND PSC MAKES NO WARRANTIES OF ANY KIND, EXPRESS OR IMPLIED, WRITTEN OR ORAL, WITH RESPECT TO THE PRODUCT, AND SPECIFICALLY DISCLAIMS THE IMPLIED WARRANTIES OF MERCHANTABILITY AND FITNESS FOR A PARTICULAR PURPOSE.

7. Infringement.

- 7.1 PSC will defend End User against any claim in a lawsuit that the PSC Product furnished hereunder infringe a United States patent or copyright of a third party and PSC will pay any damages finally awarded against End User by a court of competent jurisdiction that

are attributable to such claim or will pay End User's part of any settlement that is attributable to such claim, provided, that 1) End User notifies PSC promptly in writing of the claim, 2) PSC controls the defense or settlement of the claim, and 3) End User cooperates fully with PSC in such defense or settlement. All notices of a claim should be sent to PSC Inc., Legal Department, 111 SW Fifth Ave. Suite 4100, Portland, OR 97204-3644.

- 7.2 In the defense or settlement of any such claim, PSC may, at its option, 1) procure for End User the right to continue using the PSC Product, 2) modify the PSC Product so that it becomes non-infringing, 3) replace the PSC Product with an equivalent product not subject to such claim, or 4) provide End User an opportunity to return the PSC Product and receive a refund of the purchase price paid, less a reasonable allowance for use.
- 7.3 PSC shall have no liability to End User for claims of infringement based upon 1) the use of any PSC Product in combination with any product which PSC has not either furnished or authorized for use with such PSC Product 2) the use of any PSC Product designed, manufactured, or modified to the specifications of End User, or 3) End User's modification of the PSC Product without written authorization from PSC.
- 7.4 THE FOREGOING STATES PSC'S COMPLETE AND ENTIRE OBLIGATION CONCERNING CLAIMS OF PATENT, COPYRIGHT, OR OTHER INTELLECTUAL PROPERTY INFRINGEMENT, CANCELS AND SUPERCEDES ANY PRIOR AGREEMENTS, WHETHER ORAL OR WRITTEN, BETWEEN THE PARTIES CONCERNING SUCH CLAIMS, AND WILL NOT BE MODIFIED OR AMENDED BY ANY PAST, CONTEMPORANEOUS, OR FUTURE AGREEMENTS OR DEALINGS BETWEEN THE PARTIES, WHETHER ORAL OR WRITTEN, EXCEPT AS SET FORTH IN A FUTURE WRITING SIGNED BY BOTH PARTIES.

8. Limitation Of Liability.

EXCEPT AS PROVIDED IN SECTION 7, PSC SHALL NOT BE LIABLE FOR ANY CLAIMS AGAINST END USER BY ANY OTHER PARTY. IN NO EVENT SHALL PSC'S LIABILITY FOR DAMAGES, IF ANY, WHETHER BASED UPON CONTRACT, TORT (INCLUDING NEGLIGENCE), PRODUCT LIABILITY, STRICT LIABILITY, WARRANTY, OR ANY OTHER BASIS, EXCEED THE PRICE OR FEE PAID BY END USER FOR THE PSC PRODUCT. UNDER NO CIRCUMSTANCES SHALL PSC BE LIABLE TO END USER OR ANY THIRD PARTY FOR LOST PROFITS, LOST DATA, INTERRUPTION OF BUSINESS OR SERVICE, OR FOR ANY OTHER SPECIAL, CONSEQUENTIAL, CONTINGENT, INDIRECT, INCIDENTAL, PUNITIVE, EXEMPLARY, OR OTHER SIMILAR DAMAGES, EVEN IF PSC HAS BEEN ADVISED OF THE POSSIBILITY OF SUCH DAMAGES.

9. Government Restricted Rights: International Use.

- 9.1 Use, duplication, or disclosure of the Software by the U.S. Government is subject to the restrictions for computer software developed at private expense as set forth in the U.S. Federal Acquisition Regulations at FAR 52.227-14(g), or 52.227-19 or in the Rights in Technical Data and Computer Software clause at DFARS 252.227-7013(c)(1)(ii), whichever is applicable.
- 9.2 If End User is using the PSC Product outside of the United States, End User must comply with the applicable local laws of the country in which the PSC Product is used, with U.S. export control laws, and with the English language version of this Agreement. The provisions of the "United Nations Convention on International Sale of Goods" shall not apply to this Agreement.

10. Termination.

- 10.1 Either party may terminate this Agreement or any license granted under this Agreement at any time upon written notice if the other party breaches any provision of this Agreement.
- 10.2 Upon termination of this Agreement, End User immediately shall cease using any non-embedded software and shall return to PSC or destroy all non-embedded software covered by this Agreement, and shall furnish PSC with a certificate of compliance with this provision signed by an officer or authorized representative of End User. For embedded software, End User agrees to sign a waiver prepared by PSC concerning further use of the embedded Software. End User's resumed or continued use of the embedded Software after termination shall constitute End User's agreement to be bound by the terms and conditions of this Agreement for such use.

11. General Provisions.

- 11.1 Entire Agreement: Amendment. This document contains the entire agreement between

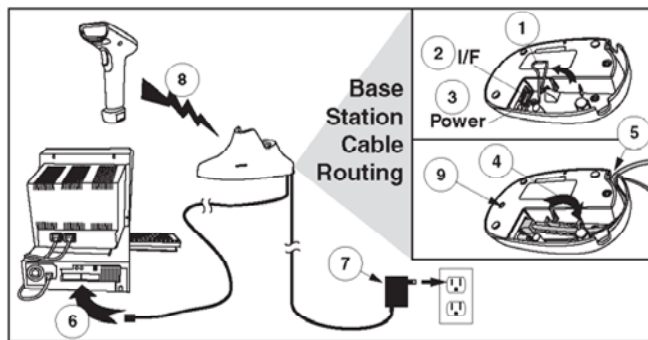
the parties relating to the licensing of the Software and supersedes all prior or contemporaneous agreements, written or oral, between the parties concerning the licensing of the Software. This Agreement may not be changed, amended, or modified except by written document signed by PSC.

- 11.2 Notice. All notices required or authorized under this Agreement shall be given in writing, and shall be effective when received, with evidence of receipt. Notices to PSC shall be sent to the attention of Contract Administration, PSC Scanning Inc., 959 Terry Street, Eugene, OR 97402, or such other address as may be specified by PSC in writing.
- 11.3 Waiver. A party's failure to enforce any of the terms and conditions of this Agreement shall not prevent the party's later enforcement of such terms and conditions.
- 11.4 Governing Law: Venue: This Agreement and the rights of the parties hereunder shall be governed by and construed in accordance with the laws of the State of Oregon U.S.A, without regard to the rules governing conflicts of law. The state or federal courts of the State of Oregon located in either Multnomah or Lane counties shall have exclusive jurisdiction over all matters regarding this Agreement, except that PSC shall have the right, at its absolute discretion, to initiate proceedings in the courts of any other state, country, or territory in which End User resides, or in which any of End User's assets are located.
- 11.5 Attorneys' Fees. In the event an action is brought to enforce the terms and conditions of this Agreement, the prevailing party shall be entitled to reasonable attorneys' fees, both at trial and on appeal.

- END -

Installation

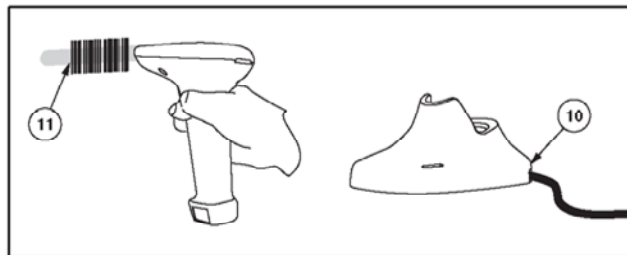
The QuickScan® QS6500BT linear imager is easy to install and use. The following figure shows the steps to perform an installation. Turn off the host computer before connection. Consult the host terminal's manual if necessary.



1. Lift the cable retainer.
2. Connect the interface (I/F) cable to the Base Station.
3. Connect the power cord to the Base Station.
4. Latch the cable retainer to secure the cables.
5. Route both cables through the notch.
6. Connect the I/F cable to the terminal's communication port.
7. Connect the AC adapter to the wall outlet.
8. Place the linear imager in the Base Station and verify the charge LED is flashing. Charge the battery for four hours before use.
9. Press and hold the link button on the bottom of the Base Station for three seconds. This will ensure that any other imager link to the Base Station will be broken. Upon unlink-

ing, the Base Station will sound a short beep, followed by two longer beeps, accompanied by a flashing amber LED.

10. Scan the bar code located on the label applied to the back face of the Base Station. This will “link” the linear imager to the Base Station. Upon successful link (which can take a few seconds), the imager will sound a low-to-high pitched beep.



11. To verify scanning operation, point the linear imager at a bar code and pull the trigger. The linear imager should emit a beep indicating that the label has been scanned and transmitted to the Base Station successfully.

The linear imager installation is complete.



A momentary press of the link button can be used to later verify a link between the imager and Base Station. A good link is indicated by six short beeps. The Base Station notes an unlinked situation by slowly flashing an amber LED.

NOTE

After a configurable period of inactivity (no scanning or communications) between the linked components, the link will automatically be dropped. Scan the link bar code label again to relink them.

Battery Warnings and Cautions



WARNING

Do not discharge the battery using any device except for the linear imager. When the battery is used in devices other than the linear imager, it may damage the battery or reduce its life expectancy. If the device causes an abnormal current to flow, it may cause the battery to become hot, explode or ignite and cause serious injury.

Lithium-ion battery packs may get hot, explode or ignite and cause serious injury if exposed to abusive conditions. Be sure to follow the safety warnings listed below:

- Do not place the battery pack in fire or heat.
- Do not connect the positive terminal and negative terminal of the battery pack to each other with any metal object (such as wire).
- Do not carry or store the battery pack together with metal objects.
- Do not pierce the battery pack with nails, strike it with a hammer, step on it or otherwise subject it to strong impacts or shocks.
- Do not solder directly onto the battery pack.
- Do not expose the battery pack to liquids, or allow the battery to get wet.

In the event the battery pack leaks and the fluid gets into your eye, do not rub the eye. Rinse well with water and immediately seek medical care. If left untreated, the battery fluid could cause damage to the eye.



CAUTION

Always charge the battery at 32°–113°F (0°–45°C) temperature range.

Use only the authorized power supplies, battery pack, chargers, and docks supplied by your PSC reseller. The use of any other power supplies can damage the linear imager and void your warranty.

Do not disassemble or modify the battery. The battery contains safety and protection devices, which, if damaged, may cause the battery to generate heat, explode or ignite.

Do not place the battery in or near fire, on stoves or other high temperature locations.

Do not place the battery in direct sunlight, or use or store the battery inside cars in hot weather. Doing so may cause the battery to generate heat, explode or ignite. Using the battery in this manner may also result in a loss of performance and a shortened life expectancy.

Do not place the battery in microwave ovens, high-pressure containers or on induction cookware.

Immediately discontinue use of the battery if, while using, charging or storing the battery, the battery emits an unusual smell, feels hot, changes color or shape, or appears abnormal in any other way.

Power Supply

Unit requires either a Listed Class 2 or Listed LPS power source which supplies power directly to the Base Station.

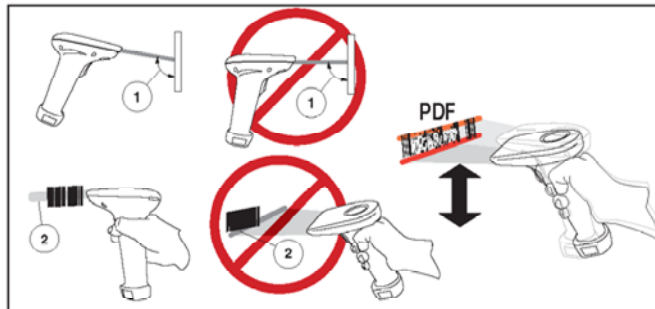
LED and Beeper Indications

Some LED and Beeper indications are user-configurable. Those listed in the following table are standard default settings. See the Product Reference Guide (PRG) for programming information.

Condition	LED	Beeper
Powering On	Bright Green Flash	One Beep
Ready to Operate	Configurable as OFF or ON DIM	None
Good Read	Bright Green Flash	One Beep
Error Indication	Red Flash	None

How to Scan

The figure below shows the right and wrong ways to scan a bar code.



1. The linear imager must be pointed at a slight angle to the bar code so that the light reflected off the bar code can be “seen” by the linear imager. Do not hold the linear imager perpendicular to the bar code.
2. The targeting beam must cross the entire label. The linear imager cannot read the bar code data without seeing the entire label.

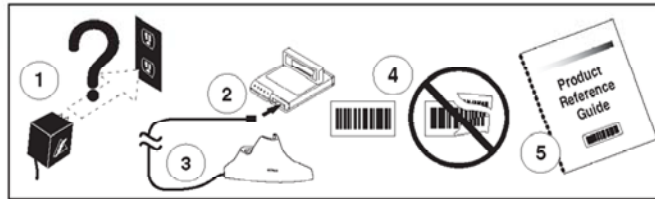
Scanning PDF417 Bar Codes

To read a PDF417 bar code, aim the targeting beam at the top of the bar code, and in a smooth motion, scan down through the bar code. You will hear a series of ticks, followed by a final beep when the bar code's content has been completely decoded. You may need to sweep the bar code more than once in order to complete the read.

Troubleshooting

If the linear imager is not operating properly, the following checks should be performed:

1. The linear imager uses an external power supply and the external power supply has failed, the linear imager will not operate. Exchange the power supply with a known good power supply and retest the linear imager.



2. Verify the interface cable is securely attached to the host. Consult your technical support personnel or refer to your host system manual to verify the proper connection for the linear imager.
3. Verify that the interface cable is securely attached to the Base Station.
4. Check that the labels are of sufficient quality to be recognized by the linear imager. Wrinkled, smudged, or torn labels can cause the linear imager to not read at all. Scan a

known good label to check the linear imager's read operation.

5. Ensure that the Base Station's interface type is compatible with the host terminal by consulting your POS system manual and/or the linear imager's Product Reference Guide found on the CD included with your linear imager.

If the linear imager still does not function properly, contact your local supplier or PSC Customer Support Services.

Compliance Statement

This device complies with Part 15 rules. Operation is subject to the following conditions:

1. This device may not cause harmful interference; and
2. This device must accept any interference received, including interference that may cause undesired operation.

This Class A digital apparatus complies with Canadian ICES -003.
Cet appareil numérique de la classe A est conforme à la norme NMB-003 du Canada.

LED Class

CLASS 1 LED PRODUCT	APPARECCHIO LED CLASSE 1
LED KLASSE 1	APPAREIL A LED DE CLASSE 1
	EN60825-1/All:2001

NOTES



PSC Inc. hereby declares that the equipment specified below has been tested and found compliant to the following directives and standards.

EU Directives

89/336/EEC EMC
73/23/EEC Low Voltage
76/769/EC Hazardous

Standards

Radio: FCC part 15B and C (US)
EN 300-328:2001 (EU)
RSS210 (Canada)

Product Safety: UL 60950-1:2000 (US)
CSA 60950-00 (Canada)
EN 60950-2000 (Europe)
EN 60825-1/A2:2001 (EU)
IEC 60950-1:2001 (World)
IEC 60825-1:2001 (World)
NOM:1994 (Mexico)

Immunity: EN55024:2001 - ITE (EU)
EN 61000-3-2:2000 - Harmonic Current (EU)
EN 61000-3-1:1994 - Voltage Flicker (EU)
ETSI EN 301 489:2002

Quality Systems: ISO 9001:2000
BS EN ISO 9001:2000

Power Supply (optional): UL 60950 (US)
CSA 60950 (Canada)
EN 60950/IEC 60950 (World)

Equipment Type: Barcode Scanning

Product Model Name: QuickScan[®] QS6500BT with Base Station
Serial Number Start Sequence: A8xxxxxx and A9xxxxxx
Date Placed into EU Service: December 2005
Responsible Manufacturer: PSC Inc./PSC Scanning, Inc.
959 Terry St. Eugene, OR 97402 US



Bluetooth



Asia Pacific

PSC Hong Kong
Hong Kong
Telephone: [852]-2-584-6210
Fax: [852]-2-521-0291

Italy

PSC S.p.A.
Vimercate (MI), Italy
Telephone: [39] (0) 39/62903.1
Fax: [39] (0) 39/6859496

Australia

PSC Asia Pacific Pty Ltd.
North Ryde, Australia
Telephone: [61] 0 (2) 9878 8999
Fax: [61] 0 (2) 9878 8688

Japan

PSC Japan K.K.
Shinagawa-ku, Tokyo, Japan
Telephone: 81 (0)3 3491 6761
Fax: 81 (0)3 3491 6656

France

PSC S.A.R.L.
LES ULIS Cedex, France
Telephone: [33].01.64.86.71.00
Fax: [33].01.64 46.72.44

Latin America

PSC S.A., INC.
Miami, Florida, USA
Telephone: (305) 591-3222
Fax: (305) 591-3007

Germany

PSC GmbH
Darmstadt, Germany
Telephone: 49 (0) 61 51/93 58-0
Fax: 49 (0) 61 51/93 58 58

United Kingdom

PSC Bar Code Ltd.
Watford, England
Telephone: 44 (0) 1923 809500
Fax: 44 (0) 1923 809 505



www.psc.com

PSC Inc.

959 Terry Street
Eugene, OR
Telephone: (541) 683-5700



This device complies with Part 15 of the FCC Rules. Operation is subject to the following two conditions:

- (1) This device may not cause harmful interference.
- (2) This device must accept any interference received, including interference that may cause undesired operation.

15.105 Federal Communications Commission (FCC) Requirements, Part 15

This equipment has been tested and found to comply with the limits for a class B digital device, pursuant to part 15 of the FCC Rules. These limits are designed to provide reasonable protection against harmful interference in a residential installation.

This equipment generates, uses and can radiate radio frequency energy and, if not installed and used in accordance with the instructions, may cause harmful interference to radio communications. However, there is no guarantee that interference will not occur in a particular installation. If this equipment does cause harmful interference to radio or television reception, which can be determined by turning the equipment off and on, the user is encouraged to try to correct the interference by one or more of the following measures:

- Reorient or relocate the receiving antenna.**
- Increase the separation between the equipment and receiver.**
- Connect the equipment into an outlet on a circuit different from that to which the receiver is connected.**
- Consult the dealer or an experienced radio/TV technician for help.**

Any changes or modifications (including the antennas) made to this device that are not expressly approved by the manufacturer may void the user's authority to operate the equipment.

FCC RF Radiation Exposure Statement: This equipment complies with FCC RF radiation exposure limits set forth for an uncontrolled environment. This device and its antenna must not be co-located or operating in conjunction with any other antenna or transmitter.

This equipment should be installed and operated with a minimum distance of 20 centimeters between the radiator and your body.

CE 0984

Is herewith confirmed to comply with the requirements set out in the Council Directive on the Approximation of the Laws of the Member States relating to Electromagnetic Compatibility (89/336/EEC), Low-voltage Directive (73/23/EEC) and the Amendment Directive (93/68/EEC), the procedures given in European Council Directive 99/5/EC and 89/3360EEC.

The equipment was passed. The test was performed according to the following European standards:

- EN 300 328 V.1.6.1 (2003-04)
- EN 301 489-1 V.1.4.1 (2002-04) / EN 301 489-17 V.1.2.1 (2002-04)
- EN 301 893 V.1.2.3 (2003-08)
- EN 50371: 2002
- EN 60950: 2000

Regulatory statement (R&TTE)

- European standards dictate maximum radiated transmit power of 100mW EIRP and frequency range 2.400-2.4835GHz;
- In France, the equipment must be restricted to the 2.4465-2.4835GHz frequency range and must be restricted to indoor use.

Operation of this device is subjected to the following National regulations and may be prohibited to use if certain restriction should be applied.