

Datalogic ADC S.r.l.  
Via S. Vitalino, 13  
40012 Lippo di Calderara di Reno  
Bologna - Italy  
Telephone: (+39) 051-3147011  
Fax: (+39) 051-3147205

©2016 Datalogic ADC S.r.l.

An Unpublished Work - All rights reserved. No part of the contents of this documentation or the procedures described therein may be reproduced or transmitted in any form or by any means without prior written permission of Datalogic ADC S.r.l. or its subsidiaries or affiliates ("Datalogic" or "Datalogic ADC"). Owners of Datalogic products are hereby granted a non-exclusive, revocable license to reproduce and transmit this documentation for the purchaser's own internal business purposes. Purchaser shall not remove or alter any proprietary notices, including copyright notices, contained in this documentation and shall ensure that all notices appear on any reproductions of the documentation.

Should future revisions of this manual be published, you can acquire printed versions by contacting your Datalogic representative. Electronic versions may either be downloadable from the Datalogic website ([www.datalogic.com](http://www.datalogic.com)) or provided on appropriate media. If you visit our website and would like to make comments or suggestions about this or other Datalogic publications, please let us know via the "Contact Datalogic" page.

#### Disclaimer

Datalogic has taken reasonable measures to provide information in this manual that is complete and accurate, however, Datalogic reserves the right to change any specification at any time without prior notice.

Datalogic and the Datalogic logo are registered trademarks of Datalogic S.p.A. in many countries, including the U.S.A. and the E.U.

JOYA TOUCH is a trademark of Datalogic ADC S.r.l. and the JOYA logo is a registered trademark of Datalogic ADC S.r.l. in the U.S.A. and the E.U.

All other brand and product names may be trademarks of their respective owners.

#### Patents

See [www.patents.datalogic.com](http://www.patents.datalogic.com) for patent list.

This product is covered by one or more of the following patents:

Design patents: EP002703025; EP002805218

Utility patents: EP0789315B1; EP0895175B1; EP0996284B1; EP0999514B1; EP1114390B1; EP1128315B1; EP1172756B1; EP1396811B1; EP1413971B1; EP1804089B1; EP1828957B1; EP2275966B1; EP2315156B1; EP2649555B1; JP4435343B2; JP5192390B2; US5992740; US6305606; US6478224; US6512218; US6513714; US6561427; US6808114; US6877664; US6997385; US7053954; US7234641; US7387246; US7620475; US8113430; US8245926; US8888003; ZL200680050007.8.

## Cleaning The Device

Periodically clean the JOYA TOUCH with a slightly dampened cloth.

Do not use alcohol, corrosive products or solvents.

The device is not water resistant. Keep it dry.

## Waste Electrical and Electronic Equipment (WEEE)



#### Information for the User

At the end of its useful life, the product marked with the crossed out wheeled wastebin must be disposed of separately from urban waste.

For more detailed information about disposal, contact the supplier that provided you with the product in question or consult the dedicated section at the website <http://www.datalogic.com>.

#### Informazione per gli utenti

L'apparecchiatura che riporta il simbolo del bidone barrato deve essere smaltita, alla fine della sua vita utile, separatamente dai rifiuti urbani.

Per maggiori dettagli sulle modalità di smaltimento, contattare il Fornitore dal quale è stata acquistata l'apparecchiatura o consultare la sezione dedicata sul sito <http://www.datalogic.com>.

#### Information aux utilisateurs

Au terme de sa vie utile, le produit qui porte le symbole d'un caisson à ordures barré ne doit pas être éliminé avec les déchets urbains.

Pour obtenir des informations complémentaires concernant l'élimination, veuillez contacter le fournisseur auprès duquel vous avez acheté le produit ou consulter la section consacrée au site web <http://www.datalogic.com>.

#### Benutzerinformation bezüglich

Am Ende des Gerätelebenszyklus darf das Produkt nicht über den städtischen Hausmüll entsorgt werden. Eine entsprechende Mülltrennung ist erforderlich.

Weitere Informationen zu dieser Richtlinie erhalten sie von ihrem Lieferanten über den sie das Produkt erworben haben, oder besuchen sie unsere Homepage unter <http://www.datalogic.com>.

#### Información para el usuario

Al final de su vida útil, el producto marcado con un símbolo de contenedor de basura móvil tachado no debe eliminarse junto a los desechos urbanos.

Para obtener una información más detallada sobre la eliminación, por favor, póngase en contacto con el proveedor donde lo compró o consultar la sección dedicada en el Web site <http://www.datalogic.com>.

# DATALOGIC

## JOYA TOUCH


### Multi-Purpose Device for Retail

This document is an addendum to the Quick Start Guide (QSG) for this product. See the QSG for additional product information.

©2016 Datalogic ADC S.r.l. • All rights reserved.  
Datalogic and the Datalogic logo are registered trademarks of Datalogic S.p.A. in many countries, including the U.S.A. and the E.U. JOYA TOUCH is a trademark of Datalogic ADC S.r.l. and the JOYA logo is a registered trademark of Datalogic ADC S.r.l. in the U.S.A. and the E.U.

# DATALOGIC

[www.datalogic.com](http://www.datalogic.com)



Read carefully the JOYA TOUCH user manual (available at [www.datalogic.com](http://www.datalogic.com)) before performing any type of connection to the JOYA TOUCH.  
The user is responsible for any damage caused by incorrect use of the equipment or by inobservance of the indication supplied in the user manual.

## General Safety Rules



- Before using the devices and the battery packs, read this Addendum carefully.
- Use only the components and accessories supplied by the manufacturer for the specific JOYA TOUCH being used.
- Do not attempt to disassemble the JOYA TOUCH device, as it does not contain parts that can be repaired by the user. Any tampering will invalidate the warranty.
- When replacing the battery pack or at the end of the operative life of the JOYA TOUCH device, disposal must be performed in compliance with the laws in force in your jurisdiction.
- Do not submerge the JOYA TOUCH in liquid products.
- For further information or support, refer to the Datalogic web site: [www.datalogic.com](http://www.datalogic.com).

## Power Supply

The device is intended to be supplied by a self-contained rechargeable Lithium Ion battery pack (UL listed LPS/SELV power source) and/or by UL Listed/CSA Certified Power Unit LPS/SELV power source which supplies power directly to the unit via the micro USB connector of the cable. The device could be also used with Certified Accessories (Dock/Cradle) which supply Wireless power. The Dock/Cradle accessories are intended to be supplied by a UL Listed/CSA Certified Power Unit LPS/SELV rating 12V, min 5A power source which supplies power via the power connector of the cable.

Any changes or modifications to equipment, not expressly approved by Datalogic could void the user's authority to operate the equipment.

## Battery Information



Do not incinerate, disassemble, short terminals, or expose to high temperature. Risk of fire and explosion. Use specified charger only. Risk of explosion if the battery is replaced by an incorrect type. Dispose of batteries as required by local authorities.

By default, the main battery pack is disconnected at the factory to avoid damage due to excessive draining.

Rechargeable battery pack is less than half of full charge when delivered. Charge the battery pack as indicated in the Quick Start Guide or in the User Manual, before using the JOYA TOUCH terminal.

The battery pack autonomy varies according to many factors, such as the frequency of barcode scanning, RF usage, battery life, storage, environmental conditions, etc.

Close to the limits of the working temperature, some battery performance degradation may occur.

The JOYA TOUCH should be charged at an ambient temperature between 0 - 35° C (32 to 95 ° F) to achieve the maximum charging rate.

Never charge the device battery in a closed space where excessive heat can build up.

As a safety precaution, the battery may stop charging to avoid overheating.

The JOYA TOUCH may get warm during charging; this is normal and does not mean a malfunction.

Even if the storage temperature range is wider, it is recommended to store the terminal and the batteries at environmental temperature, in order to achieve the longest battery life.



Avoid storing batteries for long periods in a state of full charge or very low charge.  
We recommend charging the battery pack every two to three months to keep its charge at a moderate level to maximize battery life.

Annual replacement of rechargeable battery pack avoids possible risks or abnormalities and ensures maximum performance.



Use only Datalogic approved batteries and accessories for battery charging.

Risk of explosion if battery is replaced by an incorrect type.

Dispose of used batteries according to the instructions.

Il y a risque d'explosion si la batterie est remplacée par une batterie de type incorrect.

Mettre au rebut les batteries usagées conformément aux instructions.

## Battery Safety Guidelines



Installing, charging and/or any other action should be done by authorized personnel and following this manual.

The battery pack may get hot, explode, ignite, and/or cause serious injury if exposed to abusive conditions.

If the battery pack is replaced with an improper type, there is risk of explosion.

Do not place the battery pack in or near a fire or other heat source; do not place the battery pack in direct sunlight, or use or store the battery pack inside unventilated areas in hot weather; do not place the battery pack in microwave ovens, in clothes dryers, in high pressure containers, on induction cook surfaces or similar devices. Doing so may cause the battery pack to generate heat, explode or ignite. Using the battery pack in this manner may also result in a loss of performance and a shortened life expectancy.

Use only a Datalogic approved power supply. The use of an alternative power supply will void the product warranty, may cause product damage and may cause heat, an explosion, or fire. The area in which the units are charged should be clear of debris and combustible materials or chemicals.

Do not use the battery pack of this terminal to power devices other than this device.

Immediately discontinue use of the battery pack if, while using, charging or storing the battery pack, the battery pack emits an unusual smell, feels hot, changes colour or shape, or appears abnormal in any other way.

Do not short-circuit the battery pack contacts connecting the positive terminal and negative terminal. This might happen, for example, when you carry a spare battery pack in your pocket or purse; accidental short-circuiting can occur when a metallic object such as a coin, clip, or pen causes direct connection of the contacts of the battery pack (these look like metal strips on the battery pack). Short-circuiting the terminals may damage the battery pack or the connecting object.

Do not apply voltages to the battery pack contacts.

Do not pierce the battery pack with nails, strike it with a hammer, step on it or otherwise subject it to strong impacts, pressures, or shocks.

Do not disassemble or modify (i.e. bend, crush or deform) the battery pack. The battery pack contains safety and protection devices, which, if damaged, may cause the battery pack to generate heat, explode or ignite.

In case of leakage of liquid from the battery, avoid contact with liquid the skin or eyes. If the contact occurs, immediately wash the affected area with water and consult a doctor.



Do not solder directly onto the battery pack.  
Do not expose the battery pack to liquids.

Avoid any knocks or excessive vibrations. If the device or the battery is dropped, especially on a hard surface, you should take it to the nearest Authorised Repair Centre for inspection before continuing to use it.

If your device stops working for any reason, do not use its battery on other electronic devices without a prior check and approval by an Authorised Repair Centre.

Do not replace the battery pack when the device is turned on.

Do not remove or damage the battery pack's label.

Do not use the battery pack if it is damaged in any part.

Battery pack usage by children should be supervised.

Collect and recycle waste batteries separately from the device in compliance with European Directive 2006/66/EC, 2011/65, 2002/96/EC and subsequent modifications, with US and China regulatory laws and regulations about the environment.

## Wireless and Radio Frequencies Warnings



Use only the supplied or an approved replacement antenna. Unauthorized antennas, modifications or attachments could damage the product and may violate laws and regulations.

Most modern electronic equipment is shielded from RF signals. However, certain electronic equipment may not be shielded against the RF signals generated by JOYA TOUCH.

Datalogic recommends persons with pacemakers or other medical devices to follow the same recommendations provided by Health Industry Manufacturers Associations for mobile phones.

Persons with pacemakers:

- Should ALWAYS keep this device more than twenty five (25) cm from their pacemaker and/or any other medical device;
- Should not carry this device in a breast pocket;
- Should keep the device at the opposite side of the pacemaker and/or any other medical device;
- Should turn this device OFF or move it immediately AWAY if there is any reason to suspect that interference is taking place.
- Should ALWAYS read pacemaker or any other medical device guides or should consult the manufacturer of the medical device to determine if it is adequately shielded from external RF energy.

In case of doubt concerning the use of wireless devices with an implanted medical device, contact your doctor.

Turn this device OFF in health care facilities when any regulations posted in these areas instruct you to do so. Hospitals or health care facilities may use equipment that could be sensitive to external RF energy.

RF signals may affect improperly installed or inadequately shielded electronic systems in motor vehicles. Check with the manufacturer or its representative regarding your vehicle. You should also consult the manufacturer of any equipment that has been added to your vehicle.

An air bag inflates with great force. DO NOT place objects, including either installed or portable wireless equipment, in the area over the air bag or in the air bag deployment area. If a vehicle's wireless equipment is improperly installed and the air bag inflates, serious injury could result.

Turn off the device when in any area with a potentially explosive atmosphere. Observe restrictions and follow closely any laws, regulations, warnings and best practices on the use of radio equipment near fuel storage areas or fuel distribution areas, chemical plants or where any operation involves use of explosive materials.

Do not store or carry flammable liquids, explosive gases or materials with the device or its parts or accessories.

Areas with a potentially explosive atmosphere are often, but not always, clearly marked or shown.

Sparks in such areas could cause an explosion or fire, resulting in injury or even death.

## Laser Safety

The following information applies to Laser Aiming System, used on JOYA TOUCH Imager.

The laser light is visible to the human eye and is emitted from the window indicated in the figure below.

LASER LIGHT - DO NOT STARE INTO BEAM

CLASS 2 LASER PRODUCT

MAX OUTPUT RADIATION 1 mW

COMPLIANT WITH EN 60825-1 (2007)

ITALIANO	DEUTSCH	FRANÇAIS	ESPAÑOL
 SIN: _____ PIN: _____ MODEL: JOYA TOUCH TYPE: _____ MANUFACTURED: _____ Input: 5V 1.5A Made in: _____			
LA LUCE LASER È VISIBILE ALL'OCCHIO UMANO E VIENE EMESSA DALLA FINESTRA INDICATA NELLA FIGURA.	DIE LASER-STRAHLUNG IST FÜR DAS MENSCHLICHE AUGESICHTBAR UND WIRD AM STRAHLAUS TRITTSFENSTER AUSGESENDET (SIEHE BILD).	LE RAYON LASER EST VISIBLE À L'OEIL NU ET IL EST ÉMIS PAR LA FENÊTRE DÉSIGNÉE SUR L'ILLUSTRATION DANS LA FIGURE.	A LUZ LÁSER ES VISIBLE AL OJO HUMANO Y ES EMITIDA POR LA VENTANA INDICADA EN LA FIGURA.
LUCE LASER NON FISSARE IL FASCIO APPARECCHIO LASER DI CLASSE 2 MASSIMA POTENZA DUSCITA: 1 mW LUNGHEZZA D'ONDA EMESSA: _____ CONFORME A EN 60825-1 (2007).	LASERSTRAHLUNG NICHT IN DEN STRAHL BLICKEN PRODUKT DER LASERKLASSE 2 MAXIMALE AUSGANGSLEISTUNG: 1 mW WELLENLÄGE: _____ ENTSPR. EN 60825-1 (2007).	RAYON LASER EVITER DE REGARDER LE RAYON APPAREIL LASER DE CLASSE 2 PUISSANCE DE SORTIE: 1 mW LONGUEUR D'ONDE EMISE: _____ CONFORME A EN 60825-1 (2007).	RAYO APARATO LÁSER DE CLASE 2 MÁXIMA DE CLASE 2 POTENCIA DE SALIDA: 1 mW LONGITUD DE ONDA EMITIDA: _____ CONFORME A EN 60825-1 (2007).

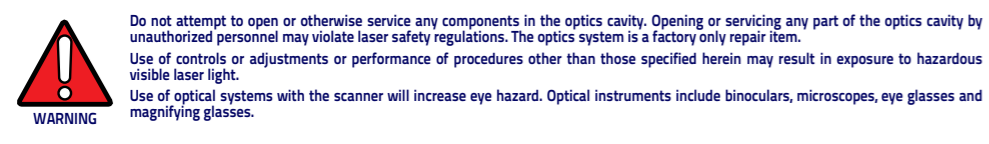
ENGLISH

The following information is provided to comply with the rules imposed by international authorities and refers to the correct use of your device.

STANDARD LASER SAFETY REGULATIONS

This product conforms to the applicable requirements of both CDRH 21 CFR 1040 and EN 60825-1 at the date of manufacture.

For installation, use and maintenance, it is not necessary to open the device.



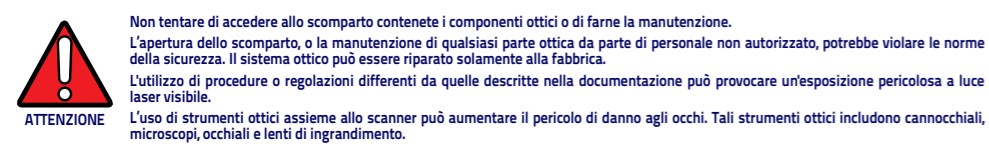
The product utilizes a low-power laser diode. Although staring directly at the laser beam momentarily causes no known biological damage, avoid staring at the beam as one would with any very strong light source, such as the sun. Avoid that the laser beam hits the eye of an observer, even through reflective surfaces such as mirrors, etc.

ITALIANO

Le seguenti informazioni vengono fornite dietro direttive delle autorità internazionali e si riferiscono all'uso corretto del terminale.
NORMATIVE STANDARD PER LA SICUREZZA LASER

Questo prodotto risulta conforme alle normative vigenti sulla sicurezza laser alla data di produzione: CDRH 21 CFR 1040 e EN 60825-1.

Non si rende mai necessario aprire l'apparecchio per motivi di installazione, utilizzo o manutenzione.



Il prodotto utilizza un diodo laser a bassa potenza. Sebbene non siano noti danni riportati dall'occhio umano in seguito ad una esposizione di breve durata, evitare di fissare il raggio laser così come si eviterebbe qualsiasi altra sorgente di luminosità intensa, ad esempio il sole. Evitare inoltre di dirigere il raggio laser negli occhi di un osservatore, anche attraverso superfici riflettenti come gli specchi.

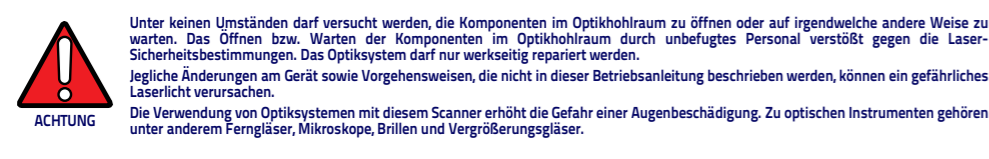
DEUTSCH

Die folgenden Informationen stimmen mit den Sicherheitshinweisen überein, die von internationalen Behörden auferlegt wurden, und sie beziehen sich auf den korrekten Gebrauch vom Terminal.

NORM FÜR DIE LASERSICHERHEIT

Dies Produkt entspricht am Tag der Herstellung den gültigen EN 60825-1 und CDRH 21 CFR 1040 Normen für die Lasersicherheit.

Es ist nicht notwendig, das Gerät wegen Betrieb oder Installations- und Wartungs-Arbeiten zu öffnen.



Der Produkt benutzt eine Laserdiode. Obwohl zur Zeit keine Augenschäden von kurzen Einstrahlungen bekannt sind, sollten Sie es vermeiden für längere Zeit in den Laserstrahl zu schauen, genauso wenig wie in starke Lichtquellen (z.B. die Sonne). Vermeiden Sie es, den Laserstrahl weder gegen die Augen eines Beobachters, noch gegen reflektierende Oberflächen zu richten.

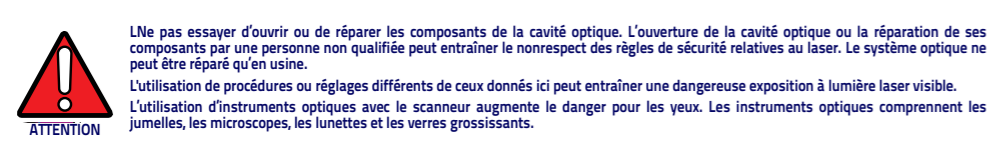
FRANÇAIS

Les informations suivantes sont fournies selon les règles fixées par les autorités internationales et se réfèrent à une correcte utilisation du terminal.

NORMES DE SECURITE LASER

Ce produit est conforme aux normes de sécurité laser en vigueur à sa date de fabrication: CDRH 21 CFR 1040 et EN 60825-1.

Il n'est pas nécessaire d'ouvrir l'appareil pour l'installation, l'utilisation ou l'entretien.



Le produit utilise une diode laser. Aucun dommage aux yeux humains n'a été constaté à la suite d'une exposition au rayon laser. Eviter de regarder fixement le rayon, comme toute autre source lumineuse intense telle que le soleil. Eviter aussi de diriger le rayon vers les yeux d'un observateur, même à travers des surfaces réfléchissantes (miroirs, par exemple).

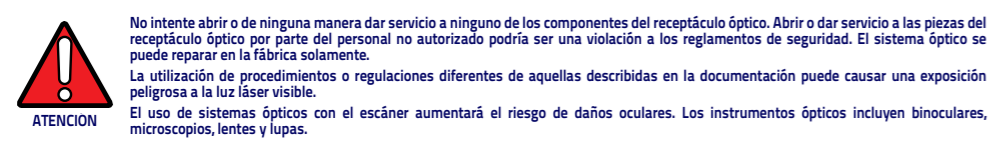
ESPAÑOL

Las informaciones siguientes son presentadas en conformidad con las disposiciones de las autoridades internacionales y se refieren al uso correcto del terminal.

NORMATIVAS ESTÁNDAR PARA LA SEGURIDAD LÁSER

Este aparato resulta conforme a las normativas vigentes de seguridad láser a la fecha de producción: CDRH 21 CFR 1040 y EN 60825-1.

No es necesario abrir el aparato para la instalación, la utilización o la manutención.



El aparato utiliza un diodo láser a baja potencia. No son notorios daños a los ojos humanos a consecuencia de una exposición de corta duración. Eviten de mirar fijo el rayo láser así como evitarían cualquiera otra fuente de luminosidad intensa, por ejemplo el sol. Además, eviten de dirigir el rayo láser hacia los ojos de un observador, también a través de superficies reflectantes como los espejos.

### LED Class

LED illuminator integrated in the imager engine is classified as "EXEMPT RISK GROUP" according to IEC62471.

## Marking and European Economic Area (EEA)

In radio systems configured with mobile computers and access points, the frequencies to be used must be allowed by the spectrum authorities of the specific country in which the installation takes place. Be absolutely sure that the system frequencies are correctly set to be compliant with the spectrum requirements of the country.

The Radio modules used in this product automatically adapt to the frequencies set by the system and do not require any parameter settings.

### Statement of compliance

The manufacturer Declaration of Conformity may be found on the product user manual at [www.datalogic.com](http://www.datalogic.com) website.

**Česky [Czech]**

Datalogic ADC S.r.l. tímto prohlašuje, že tento JOYA TOUCH je ve shodě se základními požadavky a dalšími příslušnými ustanoveními směrnice 1999/5/ES - 2011/65/EU.

**Dansk [Danish]**

Undertegnede Datalogic ADC S.r.l. erklærer herved, at følgende udstyr JOYA TOUCH overholder de væsentlige krav og øvrige relevante krav i direktiv 1999/5/EF - 2011/65/EU.

**Deutsch [German]**

Hiermit erklärt Datalogic ADC S.r.l., dass sich das Gerät JOYA TOUCH in Übereinstimmung mit den grundlegenden Anforderungen und den übrigen einschlägigen Bestimmungen der Richtlinie 1999/5/EG - 2011/65/EU befindet.

**Eesti [Estonian]**

Käesolevaga kinnitab Datalogic ADC S.r.l. seadme JOYA TOUCH vastavust direktiivi 1999/5/EÜ - 2011/65/EU põhinõuetele ja nimetatud direktiivist tulenevatele teistele asjakohastele sätetele.

**English**

Hereby, Datalogic ADC S.r.l. declares that JOYA TOUCH is in compliance with the essential requirements and other relevant provisions of Directive 1999/5/EC and 2011/65/EU.

**Español [Spanish]**

Por medio de la presente Datalogic ADC S.r.l. declara que el JOYA TOUCH cumple con los requisitos esenciales y cualesquiera otras disposiciones aplicables o exigibles de la Directiva 1999/5/CE - 2011/65/EU.

**Ελληνική [Greek]**

ΜΕ ΤΗΝ ΠΑΡΟΥΣΑ Datalogic ADC S.r.l. ΔΗΛΩΝΕΙ ΟΤΙ JOYA TOUCH ΣΥΜΜΟΡΦΩΝΕΤΑΙ ΠΡΟΣ ΤΙΣ ΟΥΣΙΩΔΕΙΣ ΑΠΑΙΤΗΣΕΙΣ ΚΑΙ ΤΙΣ ΛΟΙΠΕΣ ΣΧΕΤΙΚΕΣ ΔΙΑΤΑΞΕΙΣ ΤΗΣ ΟΔΗΓΙΑΣ 1999/5/ΕΚ - 2011/65/ΕU.

**Français [French]**

Par la présente Datalogic ADC S.r.l. déclare que l'appareil JOYA TOUCH est conforme aux exigences essentielles et aux autres dispositions pertinentes de la directive 1999/5/CE - 2011/65/EU.

**Italiano [Italian]**

Con la presente Datalogic ADC S.r.l. dichiara che questo JOYA TOUCH è conforme ai requisiti essenziali ed alle altre disposizioni pertinenti stabilite dalla direttiva 1999/5/CE - 2011/65/EU.

**Latviski [Latvian]**

Ar šo Datalogic ADC S.r.l. deklarē, ka JOYA TOUCH atbilst Direktīvas 1999/5/EK - 2011/65/EU būtiskajām prasībām un citiem ar to saistītajiem noteikumiem.

**Lietuvių [Lithuanian]**

Šiuo Datalogic ADC S.r.l. deklaruoja, kad šis JOYA TOUCH atitinka esminius reikalavimus ir kitas 1999/5/EB - 2011/65/EU Direktyvos nuostatas.

**Nederlands [Dutch]**

Hierbij verklaart Datalogic ADC S.r.l. dat het toestel JOYA TOUCH in overeenstemming is met de essentiële eisen en de andere relevante bepalingen van richtlijn 1999/5/EG - 2011/65/EU.

**Malti [Maltese]**

Hawnhekk, Datalogic ADC S.r.l., jiddikjara li dan JOYA TOUCH jikkonforma mal-htigijiet essenzjali u ma provvedimenti oħrajn rilevanti li hemm fid-Dirrettiva 1999/5/EC - 2011/65/EU.

**Magyar [Hungarian]**

Alulírott, Datalogic ADC S.r.l. nyilatkozom, hogy a JOYA TOUCH megfelel a vonatkozó alapvető követelményeknek és az 1999/5/EC - 2011/65/EU irányelv egyéb előírásainak.

**Polski [Polish]**

Niniejszym Datalogic ADC S.r.l. oświadczca, że JOYA TOUCH jest zgodny z zasadniczymi wymogami oraz pozostałymi stosownymi postanowieniami Dyrektywy 1999/5/EC - 2011/65/EU.

**Português [Portuguese]**

Datalogic ADC S.r.l. declara que este JOYA TOUCH está conforme com os requisitos essenciais e outras disposições da Directiva 1999/5/CE - 2011/65/EU.

**Slovensko [Slovenian]**

Datalogic ADC S.r.l. izjavlja, da je ta JOYA TOUCH v skladu z bistvenimi zahtevami in ostalimi relevantnimi določili direktive 1999/5/ES - 2011/65/EU.

**Slovensky [Slovak]**

Datalogic ADC S.r.l. týmto vyhlasuje, že JOYA TOUCH spĺňa základné požiadavky a všetky príslušné ustanovenia Smernice 1999/5/ES - 2011/65/EU.

**Suomi [Finnish]**

Datalogic ADC S.r.l. vakuuttaa täten että JOYA TOUCH tyypinen laite on direktiivin 1999/5/EY - 2011/65/EU oleellisten vaatimusten ja sitä koskevien direktiivin muiden ehtojen mukainen.

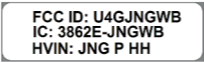


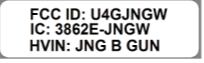
**Svenska [Swedish]**

Härmed intygar Datalogic ADC S.r.l. att denna JOYA TOUCH står i överensstämmelse med de väsentliga egenskapskrav och övriga relevanta bestämmelser som framgår av direktiv 1999/5/EG - 2011/65/EU.

#### Information for the User

<b>ENGLISH</b>
Contact the competent authority responsible for the management of radio frequency devices of your country to verify any possible restrictions or licenses required.
<b>ITALIANO</b>
Prendi contatto con l'autorità competente per la gestione degli apparati a radio frequenza del tuo paese, per verificare eventuali restrizioni o licenze.
<b>DEUTSCH</b>
Wenden Sie sich an die für Radiofrequenzgeräte zuständige Behörde Ihres Landes, um zu prüfen ob es Einschränkungen gibt, oder eine Lizenz erforderlich ist.
<b>FRANÇAIS</b>
Contactez l'autorité compétente en la gestion des appareils à radio fréquence de votre pays pour vérifier d'éventuelles restrictions ou licences.
<b>ESPAÑOL</b>
Contacta la autoridad competente para la gestión de los dispositivos de radio frecuencia de tu país, para verificar cualesquiera restricciones o licencias posibles requerida.

### FCC/IC Labeling

Hand Held variants with WLAN+BT radios	Gun variants with WLAN+BT radios
	
Hand held variants with WLAN only radio	Gun variants with WLAN only radio
	

### FCC Compliance

This device complies with Part 15 of the FCC Rules.

Operation is subject to the following two conditions:

(1)this device may not cause harmful interference, and
(2)this device must accept any interference received, including interference that may cause undesired operation.

**NOTICE:**

This device is restricted to indoor use when operated in the 5.15 to 5.25 GHz frequency range.

Changes or modifications made to this equipment not expressly approved by Datalogic ADC S.r.l. may void the FCC authorization to operate this equipment.

**NOTE:** This equipment has been tested and found to comply with the limits for a Class B digital device, pursuant to Part 15 of the FCC Rules. These limits are designed to provide reasonable protection against harmful interference in a residential installation. This equipment generates, uses and can radiate radio frequency energy and, if not installed and used in accordance with the instructions, may cause harmful interference to radio communications. However, there is no guarantee that interference will not occur in a particular installation. If this equipment does cause harmful interference to radio or television reception, which can be determined by turning the equipment off and on, the user is encouraged to try to correct the interference by one or more of the following measures:

- Reorient or relocate the receiving antenna.
- Increase the separation between the equipment and receiver.
- Connect the equipment into an outlet on a circuit different from that to which the receiver is connected.
- Consult the dealer or an experienced radio/TV technician for help.

### ISED Compliance

**NOTICE:**

This device complies with Industry Canada licence-exempt RSS standard(s).

Operation is subject to the following two conditions:

(1)this device may not cause harmful interference, and

(2)this device must accept any interference received, including interference that may cause undesired operation.

Le présent appareil est conforme aux CNR d'Industrie Canada applicables aux appareils radio

exempts de licence. L'exploitation est autorisée aux deux conditions suivantes:

(1) l'appareil ne doit pas produire de brouillage, et

(2) l'utilisateur de l'appareil doit accepter tout brouillage radioélectrique subi, même si le brouillage est susceptible d'en compromettre le fonctionnement.

**CAUTION**

(i) the device for operation in the band 5150-5250 MHz is only for indoor use to reduce the potential for harmful interference to co-channel mobile satellite systems;

(ii) high-power radars are allocated as primary users (i.e. priority users) of the bands 5250-5350MHz and 5650-5850 MHz and that these radars could cause interference and/or damage to LE-LAN devices.

**AVERTISSEMENT:**

(i) les dispositifs fonctionnant dans la bande 5 150-5 250 MHz sont réservés uniquement pour une utilisation à l'intérieur afin de réduire les risques de brouillage préjudiciable aux systèmes de satellites mobiles utilisant les mêmes canaux;

(ii) les utilisateurs de radars de haute puissance sont désignés utilisateurs principaux (c.-à-d., qu'ils ont la priorité) pour les bandes 5 250-5 350 MHz et 5 650-5 850 MHz et que ces radars pourraient causer du brouillage et/ou des dommages aux dispositifs LAN-EL.

### Radiofrequency Radiation Exposure Information

This device was tested for handheld and body-worn conditions, according to international Standards covering human exposure to electromagnetic fields from radio devices.

More information about the relevant Standards for SAR measurement methods and procedures may be found in the CE DoC included in the product user manual available at [www.datalogic.com](http://www.datalogic.com) website and at the FCC public listing [www.fcc.gov](http://www.fcc.gov) under the FCC IDs specified in the FCC/IC labeling section.

**Europe**

This device is compliant with SAR limits for general population/uncontrolled exposure specified in Council Recommendation 1999/519/EC Annex II.

**US and Canada**

For body worn operation, this device has been tested and meets the

FCC/ISED RF exposure guidelines for use with an accessory that contains no metal and the positions the handset a minimum of 0 cm from the body. Use of other enhancements may not ensure compliance with FCC/ISED RF exposure guidelines.

Cet équipement peut être installé et utilisé à une distance minimale de 0 cm entre le radiateur et votre corps.

The antenna(s) used for this transmitter must not be co-located or operating in conjunction with any other antenna or transmitter, expect those approved under the filing.

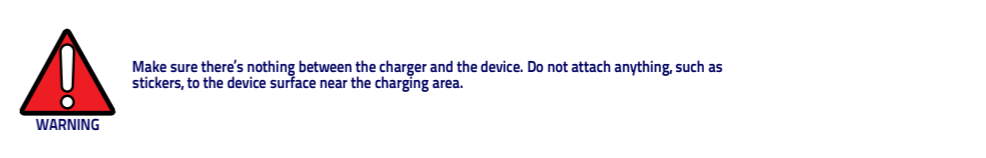
### Wireless Power Compliance

JOYA TOUCH variants, which have 'Qi' symbol, supports the global standard for wireless standard and is compatible with any Qi wireless charger.

The 'Qi' symbol is a trademark of the Wireless Power Consortium.

The charging area of the device is just below the laser warning label. Make sure that the device and the charger are properly aligned.

The device may not fit in all chargers.



**Make sure there's nothing between the charger and the device. Do not attach anything, such as stickers, to the device surface near the charging area.**

**WARNING**