

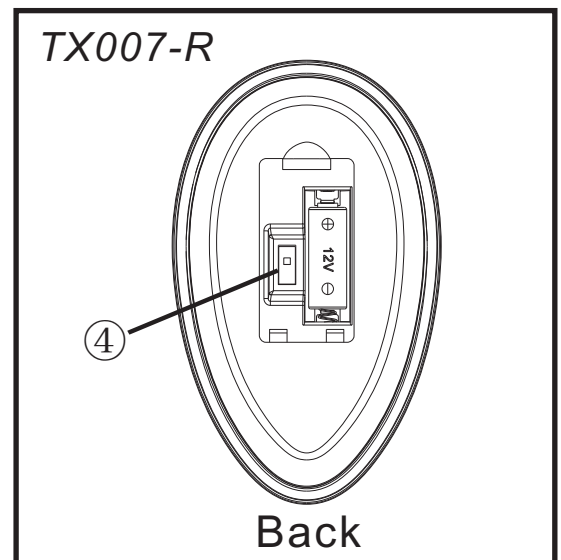
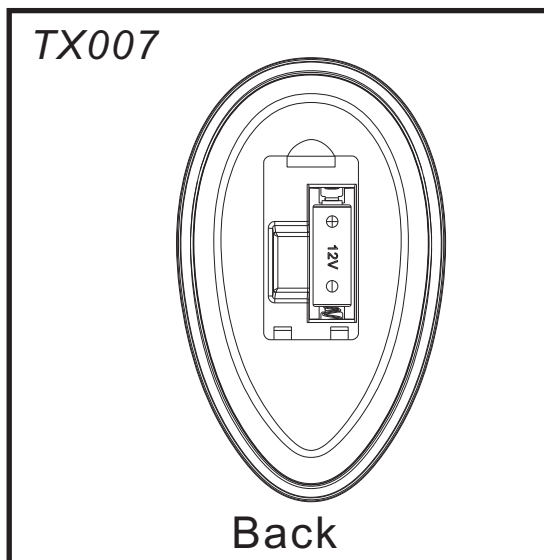
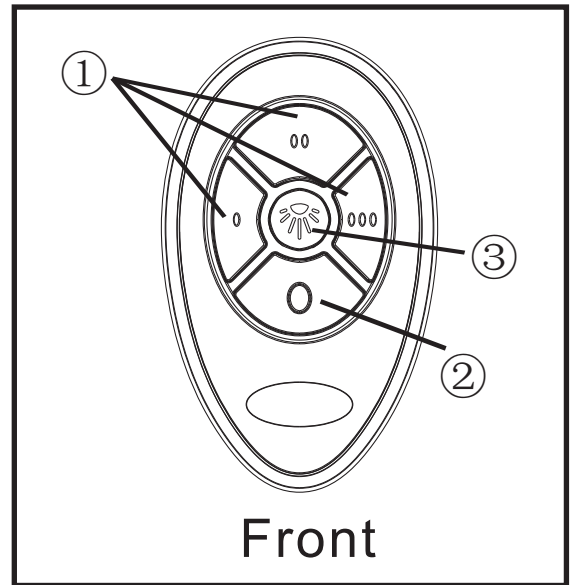


# OPERATION INSTRUCTION

MODEL: TX007  
TX007-R

## Remote Functions:

- Light Source Auto-recognition Technique :Be able to recognize incandescent and CFL automatically.
- Switch Off Memory - when power is off and back again, resume the status of both light and fan before switch off.
- Learning Code -With the main power on, press the  &  button on the transmitter at the same time and hold for 5 seconds could achieve the learning code.



- 1.Fan speed control button: To control the ceiling fan speed HIGH, MEDIUM,LOW.
- 2.FAN/OFF button: ○Turn off the fan;  
○Press and hold for 5 seconds to enter Light Delay Off mode.
- 3.LIGHT ON/OFF/DIMMER button : To control light on,off and dimmer .

- 1.Fan speed control button: To control the ceiling fan speed HIGH, MEDIUM,LOW.
- 2.FAN/OFF button: ○Turn off the fan;  
○Press and hold for 5 seconds to enter Light Delay Off mode.
- 3.LIGHT ON/OFF/DIMMER button : To control light on,off and dimmer .
- 4.Extended FunctionSwitch.

**Note:**Install the 12-volt battery( included) to the remote control.

# OPERATION INSTRUCTION

---

## FCC STATEMENT

1. This device complies with Part 15 of the FCC Rules. Operation is subject to the following two conditions:
  - (1) This device may not cause harmful interference.
  - (2) This device must accept any interference received, including interference that may cause undesired operation.
2. Changes or modifications not expressly approved by the party responsible for compliance could void the user's authority to operate the equipment

NOTE: This equipment has been tested and found to comply with the limits for a Class B digital device, pursuant to Part 15 of the FCC Rules. These limits are designed to provide reasonable protection against harmful interference in a residential installation. This equipment generates, uses and can radiate radio frequency energy and, if not installed and used in accordance with the instructions, may cause harmful interference to radio communications.

However, there is no guarantee that interference will not occur in a particular installation. If this equipment does cause harmful interference to radio or television reception, which can be determined by turning the equipment off and on, the user is encouraged to try to correct the interference by one or more of the following measures:

1. Reorient or relocate the receiving antenna.
2. Increase the separation between the equipment and receiver.
3. Connect the equipment into an outlet on a circuit different from that to which the receiver is connected.
4. Consult the dealer or an experienced radio/TV technician for help.

- Products shall be subject to any changes without additional notices due to DawnSun will keep innovation and optimization on the products.