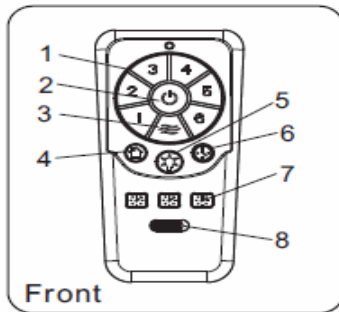


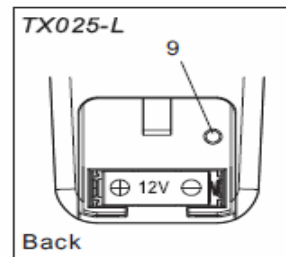
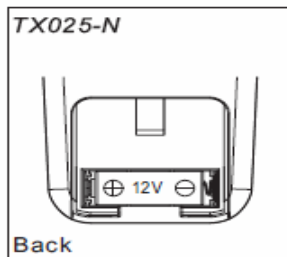
OPERATION INSTRUCTION



MODEL:

TX025-N	TX025-LS
TX025-L	TX025-LC
TX025-S	TX025-RS
TX025-C	TX025-RC
TX025-R	TX025-LRS
TX025-LR	TX025-LRC

Note: Install the 12-volt battery to the remote control.



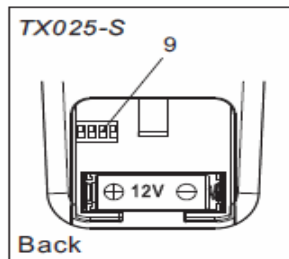
Remote Control Functions:

1. FAN SPEED CONTROL Button: To control the fan 1~6 speed.
2. FAN/OFF Button: To turn the fan on/off.
3. Nature Breeze Button.
4. Home Shield Button.
5. LIGHT ON/OFF/DIMMING Button: To control light on/off/dimming.
6. Delay Off Button.
7. Sleep Timer Button.
8. Reverse Setting Switch: To control fan direction.

Remote Control Functions:

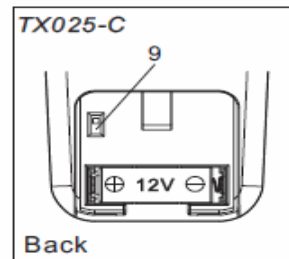
1. FAN SPEED CONTROL Button: To control the fan 1~6 speed.
2. FAN/OFF Button: To turn the fan on/off.
3. Nature Breeze Button.
4. Home Shield Button.
5. LIGHT ON/OFF/DIMMING Button: To control light on/off/dimming.
6. Delay Off Button.
7. Sleep Timer Button.
8. Reverse Setting Switch: To control fan direction.
9. Extended Function Switch L.

OPERATION INSTRUCTION



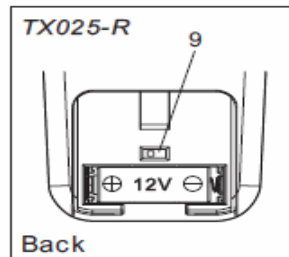
Remote Control Functions:

1. FAN SPEED CONTROL Button: To control the fan 1~6 speed.
2. FAN/OFF Button: To turn the fan on/off.
3. Nature Breeze Button.
4. Home Shield Button.
5. LIGHT ON/OFF/DIMMING Button: To control light on/off/dimming.
6. Delay Off Button.
7. Sleep Timer Button.
8. Reverse Setting Switch: To control fan direction.
9. Extended Function Switch S.



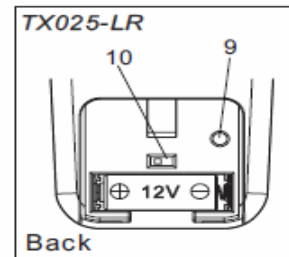
Remote Control Functions:

1. FAN SPEED CONTROL Button: To control the fan 1~6 speed.
2. FAN/OFF Button: To turn the fan on/off.
3. Nature Breeze Button.
4. Home Shield Button.
5. LIGHT ON/OFF/DIMMING Button: To control light on/off/dimming.
6. Delay Off Button.
7. Sleep Timer Button.
8. Reverse Setting Switch: To control fan direction.
9. Extended Function Switch C.



Remote Control Functions:

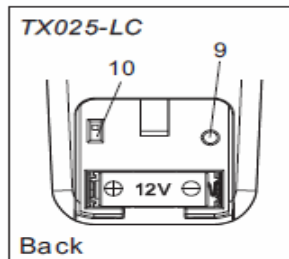
1. FAN SPEED CONTROL Button: To control the fan 1~6 speed.
2. FAN/OFF Button: To turn the fan on/off.
3. Nature Breeze Button.
4. Home Shield Button.
5. LIGHT ON/OFF/DIMMING Button: To control light on/off/dimming.
6. Delay Off Button.
7. Sleep Timer Button.
8. Reverse Setting Switch: To control fan direction.
9. Extended Function Switch R.



Remote Control Functions:

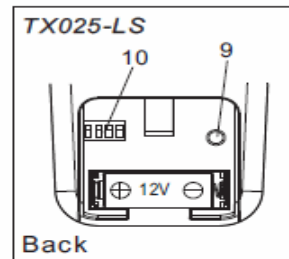
1. FAN SPEED CONTROL Button: To control the fan 1~6 speed.
2. FAN/OFF Button: To turn the fan on/off.
3. Nature Breeze Button.
4. Home Shield Button.
5. LIGHT ON/OFF/DIMMING Button: To control light on/off/dimming.
6. Delay Off Button.
7. Sleep Timer Button.
8. Reverse Setting Switch: To control fan direction.
9. Extended Function Switch L.
10. Extended Function Switch R.

OPERATION INSTRUCTION



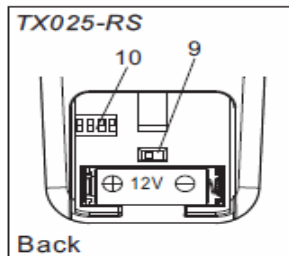
Remote Control Functions:

1. FAN SPEED CONTROL Button: To control the fan 1~6 speed.
2. FAN/OFF Button: To turn the fan on/off.
3. Nature Breeze Button.
4. Home Shield Button.
5. LIGHT ON/OFF/DIMMING Button: To control light on/off/dimming.
6. Delay Off Button.
7. Sleep Timer Button.
8. Reverse Setting Switch: To control fan direction.
9. Extended Function Switch L.
10. Extended Function Switch C.



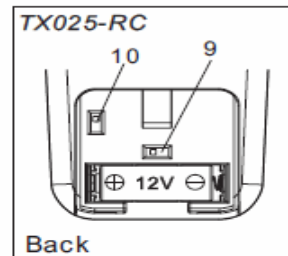
Remote Control Functions:

1. FAN SPEED CONTROL Button: To control the fan 1~6 speed.
2. FAN/OFF Button: To turn the fan on/off.
3. Nature Breeze Button.
4. Home Shield Button.
5. LIGHT ON/OFF/DIMMING Button: To control light on/off/dimming.
6. Delay Off Button.
7. Sleep Timer Button.
8. Reverse Setting Switch: To control fan direction.
9. Extended Function Switch L.
10. Extended Function Switch S.



Remote Control Functions:

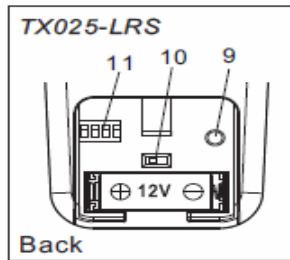
1. FAN SPEED CONTROL Button: To control the fan 1~6 speed.
2. FAN/OFF Button: To turn the fan on/off.
3. Nature Breeze Button.
4. Home Shield Button.
5. LIGHT ON/OFF/DIMMING Button: To control light on/off/dimming.
6. Delay Off Button.
7. Sleep Timer Button.
8. Reverse Setting Switch: To control fan direction.
9. Extended Function Switch R.
10. Extended Function Switch S.



Remote Control Functions:

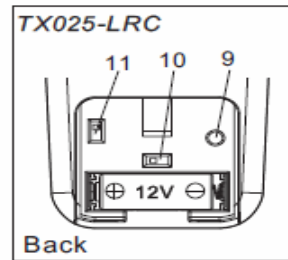
1. FAN SPEED CONTROL Button: To control the fan 1~6 speed.
2. FAN/OFF Button: To turn the fan on/off.
3. Nature Breeze Button.
4. Home Shield Button.
5. LIGHT ON/OFF/DIMMING Button: To control light on/off/dimming.
6. Delay Off Button.
7. Sleep Timer Button.
8. Reverse Setting Switch: To control fan direction.
9. Extended Function Switch R.
10. Extended Function Switch C.

OPERATION INSTRUCTION



Remote Control Functions:

1. FAN SPEED CONTROL Button: To control the fan 1~6 speed.
2. FAN/OFF Button: To turn the fan on/off.
3. Nature Breeze Button.
4. Home Shield Button.
5. LIGHT ON/OFF/DIMMING Button: To control light on/off/dimming.
6. Delay Off Button.
7. Sleep Timer Button.
8. Reverse Setting Switch: To control fan direction.
9. Extended Function Switch L.
10. Extended Function Switch R.
11. Extended Function Switch S.



Remote Control Functions:

1. FAN SPEED CONTROL Button: To control the fan 1~6 speed.
 2. FAN/OFF Button: To turn the fan on/off.
 3. Nature Breeze Button.
 4. Home Shield Button.
 5. LIGHT ON/OFF/DIMMING Button: To control light on/off/dimming.
 6. Delay Off Button.
 7. Sleep Timer Button.
 8. Reverse Setting Switch: To control fan direction.
 9. Extended Function Switch L.
 10. Extended Function Switch R.
 11. Extended Function Switch C.
-
1. This device complies with Part 15 of the FCC Rules. Operation is subject to the following two conditions:
 - (1) This device may not cause harmful interference.
 - (2) This device must accept any interference received, including interference that may cause undesired operation.
 2. Changes or modifications not expressly approved by the party responsible for compliance could void the user's authority to operate the equipment.