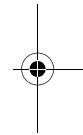
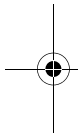
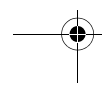
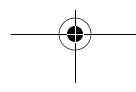
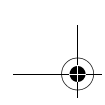


Safety and Regulatory Information






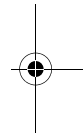
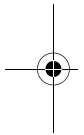
0HJTP8A01





Notes, Cautions, and Warnings

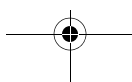
-  **NOTE:** A NOTE indicates important information that helps you make better use of your computer.
-  **CAUTION:** A CAUTION indicates either potential damage to hardware or loss of data and tells you how to avoid the problem.
-  **WARNING:** WARNING indicates a potential for property damage, personal injury, or death.



© 2012 Dell Inc. All rights reserved. Printed in the China. Printed on Recycled Paper.

Trademarks used in this text: Dell™ and the DELL logo are trademarks of Dell Inc. Windows® is either a trademark or registered trademark of Microsoft Corporation in the United States and/or other countries. ENERGY STAR® is a registered trademark of the U.S. Environmental Protection Agency.

2012 - 09 P/N HJTP8 Rev. A01



Safety and Regulatory Information



NOTE: This document provides important information about your Dell portable and desktop computers.

You can find additional Safety Best Practices and information on REACH, Electromagnetic Compatibility (EMC), Ergonomics, Transportation, and Tuners on the Regulatory Compliance page, www.dell.com/regulatory_compliance.



WARNING: Use of controls, adjustments, procedures, connections, or signal types other than those specified in your documentation may result in exposure to shock, electrical hazards, and/or mechanical hazards.



CAUTION: Dell products are not certified as medical electrical equipment, and are not intended for use in close proximity to patients or in oxygen rich environments.

- Dell products are not designed for use in hazardous environments.
- Dell products are not designed or intended for use in operating or calibrating medical devices.

When setting up the equipment for use:

- Place the equipment on a hard, level surface.
- Do not stack the equipment, place it in an enclosed space, or otherwise install it where it is subject to heated air. The equipment should have least 10.2 cm (4 inches) of clearance on all vented sides to permit the airflow required for proper ventilation. Restricting airflow can damage the equipment or cause overheating.
- If your product contains a tuner, see www.dell.com/regulatory_compliance for safety instructions for tuners.
- If your device includes a modem, the cable used with the modem should be manufactured with a minimum wire size of 26 American Wire Gauge (AWG) and an FCC compliant RJ11 modular plug.



WARNING: Do not operate your equipment with any cover(s) (including computer covers, bezels, filler brackets, front-panel inserts, and so on) removed.

- Do not use your equipment in a wet environment. Protect equipment from liquid intrusion.
- Do not use damaged equipment, including exposed, frayed, or damaged power cords.
- Do not push any objects into the air vents or openings of your equipment. Doing so can cause fire or electric shock by shorting out interior components.
- Do not allow your portable computer or adapter to operate with the base resting directly on exposed skin for extended periods of time. The surface temperature of the base will rise during normal operation, particularly when AC power is present. Allowing sustained contact with exposed skin can cause discomfort or burn.
- To remove a portable computer from all power sources, turn the computer off, disconnect the AC adapter from the electrical outlet, and remove any battery installed in the battery bay or module bay.

When Working Inside Your Device



WARNING: Hazardous moving parts. •
Keep away from the moving fan blades.



- Do not attempt to service the equipment yourself, except as explained in your Dell documentation or in instructions otherwise provided to you by Dell. Always follow installation and service instructions closely.
- Internal components may become very warm during normal operation. Before touching any internal components, allow time for them to cool.
- Disconnect all cables from the portable computer including the phone cable before opening the memory/modem access door.
- Check the voltage rating before you connect the equipment to an electrical outlet to ensure that the required voltage and frequency match the available power source.
 - If your device has a manual voltage-selection switch, your voltage-selection switch on the back panel must be manually set to operate at the correct operating voltage used in your location.
- To prevent electric shock, plug the equipment power cables into properly grounded electrical outlets. If the equipment is provided with a 3-prong power cable, do not use adapter plugs that bypass the grounding feature and do not remove the grounding feature from the plug or adapter.

Adapter Safety

- Use only the Dell-provided AC adapter approved for use with this device. Use of another AC adapter may cause a fire or explosion.
- The AC adapter may become hot during normal operation of your computer. Ensure adequate ventilation and use care when handling the adapter during or immediately after operation. Do not use an auto adapter DC power cable connected via either an automobile cigarette lighter adapter or an empower-type connector in vehicles with high voltage (24 VDC), such as commercial transport vehicles.

Battery Safety

WARNING: Using an incompatible battery may increase the risk of fire or explosion. Replace the battery only with a compatible battery purchased from Dell that is designed to work with your Dell computer. Do not use a battery from other computers with your computer.

A damaged battery may pose a risk of personal injury. Damage may include impact or shock that dents or punctures the battery, exposure to a flame, or other deformation. Do not disassemble the battery. Handle a damaged or leaking battery pack with extreme care. If the battery is damaged, electrolyte may leak from the cells or fire may result which may cause personal injury.

Do not expose (store or place) your computer or battery pack to a heat source such as a radiator, fireplace, stove, electric heater, or other heat-generating appliance or otherwise expose it to temperatures in excess of 65 °C (149 °F). When heated to excessive temperatures, battery cells could vent or explode, posing risk of fire.

Location of Radio Regulatory Labels

For some portable computers, the radio regulatory labels may be found either in the battery compartment, or under the bottom access panel.

ENERGY STAR Compliance

The Environmental Protection Agency's (EPA) ENERGY STAR program is a joint effort between the EPA and manufacturers to reduce air pollution by promoting energy-efficient products. You can help reduce electricity usage and its side effects by leaving the power-management features enabled and by turning off your product when it is not in use for extended periods of time.

ENERGY STAR Label

Any Dell product bearing the ENERGY STAR emblem electronically or physically on the product is certified to comply with the EPA ENERGY STAR requirements as configured when shipped by Dell.

ENERGY STAR power-management features save energy by allowing computers to enter a very low power (sleep) mode when not in use for a specified period of time. These power-management features are activated on all ENERGY STAR qualified computers.

The power-management features are preset to allow the computer and monitor to power down (sleep) after the following periods of inactivity:



Product Type	Operating System	Monitor	Computer
Desktops, All-In-Ones, Thin Clients, Workstations, Mobile Workstations, and Notebooks	Windows XP, Windows Vista, Windows 7, and Windows 8	10 minutes	15 minutes (except for certain thin client systems)
	Ubuntu	10 minutes	30 minutes for Ubuntu

The computer and monitor can be woken from the sleep state through user interaction with the keyboard or mouse.

Wake on LAN (WOL)

Computers configured with WOL can also be woken from the sleep state by a network signal. Wake-up from sleep state is unaffected by the BIOS setting and must be enabled or disabled in the operating system. WOL works only when the computer is connected to an AC power supply and may differ based on chassis or platform.

The speed of any active 1 Gb/s Ethernet network link is reduced when transitioning to sleep or off state.

Wake Management

Computers with Ethernet capability that are shipped through enterprise channels (sales channels typically used by large and medium-sized business, government, educational, or other organizations to purchase computers for use in managed client or server environments) are capable of both remote (via network) and scheduled (via real-time clock) wake events from sleep state.

For additional power-management specific information, see www.energystar.gov/powermanagement.

For additional information on the ENERGY STAR program, see www.energystar.gov.