

Dell OpenManage Essentials Version 1.3 Support Matrix



Notes, Cautions, and Warnings

 **NOTE:** A NOTE indicates important information that helps you make better use of your computer.

 **CAUTION:** A CAUTION indicates either potential damage to hardware or loss of data and tells you how to avoid the problem.

 **WARNING:** A WARNING indicates a potential for property damage, personal injury, or death.

Copyright © 2014 Dell Inc. All rights reserved. This product is protected by U.S. and international copyright and intellectual property laws. Dell™ and the Dell logo are trademarks of Dell Inc. in the United States and/or other jurisdictions. All other marks and names mentioned herein may be trademarks of their respective companies.

2014 - 07

Rev. A03




Introduction

Dell OpenManage Essentials is a hardware management application that provides a comprehensive view of Dell systems, devices, and components in your environment. This document lists the agents, devices, operating systems, and databases supported by Dell OpenManage Essentials Version 1.3.

Supported Agents


 **NOTE:** For more information on the devices listed in this document, see the documentation for that device.

Table 1. Agents Supported By Dell OpenManage Essentials

Dell Systems Agents	Supported Version
Dell OpenManage Server Administrator	5.5 or later
Dell Lifecycle Controller	1.5.2 or later
Baseboard Management Controller (BMC)	1.0 or later
Chassis Management Controller (CMC)	1.0 or later
iDRAC7	1.23.23 or later
	 NOTE: Make sure that Express or Enterprise licenses are available to perform firmware updates.
iDRAC6	1.85 or later
	 NOTE: To discover and inventory iDRAC6 using SNMP or IPMI, firmware version 1.85 is required.
	 NOTE: To deploy agent-free BIOS and firmware updates through iDRAC6, the following iDRAC6 firmware versions are required: 1.85 or later for monolithic systems; 3.35 or later for modular systems.
DRAC 5	1.0 or later
IPMI	2.0
Dell OpenManage Client Instrumentation	8.0 or later

Supported Devices

Supported Dell PowerEdge Servers

 **NOTE:** In the PowerEdge server name format yxxx; y denotes alphabets, for example M,R, or T and x denotes numbers.

x9xx Systems	yx0x Systems	yx1x Systems	yx2x Systems
PowerEdge 1900	PowerEdge M600	PowerEdge R210	PowerEdge M420
PowerEdge 1950	PowerEdge M605	PowerEdge R210 II	PowerEdge M520
PowerEdge 1955	PowerEdge M805	PowerEdge R310	PowerEdge M620
PowerEdge 2900	PowerEdge M905	PowerEdge R510	PowerEdge M820
PowerEdge 2950	PowerEdge R200	PowerEdge R515	PowerEdge R320
PowerEdge 2970	PowerEdge R300	PowerEdge R610	PowerEdge R420
PowerEdge 6950	PowerEdge R805	PowerEdge R710	PowerEdge R620
	PowerEdge R900	PowerEdge R810	PowerEdge R720
	PowerEdge R905	PowerEdge R815	PowerEdge R720xd
	PowerEdge T100	PowerEdge R910	PowerEdge T320
	PowerEdge T105	PowerEdge R410	PowerEdge T420
	PowerEdge T300	PowerEdge R415	PowerEdge R520
	PowerEdge T605	PowerEdge R715	PowerEdge T620
		PowerEdge T110	PowerEdge R820
		PowerEdge T110 II	PowerEdge R920
		PowerEdge T310	PowerEdge FC420
		PowerEdge T410	PowerEdge FC620
		PowerEdge T610	PowerEdge FM120x4
		PowerEdge T710	
		PowerEdge M610	
		PowerEdge M610x	
		PowerEdge M710	
		PowerEdge M710HD	
		PowerEdge M910	

C Series

PowerEdge C6220

PowerEdge C8220

PowerEdge C6100

PowerEdge C5220

Supported Dell Chassis Devices

Dell PowerEdge VRTX

Dell PowerEdge M1000e

Dell PowerEdge FX2

Dell PowerEdge FX2s

Supported Dell EqualLogic Devices

EqualLogic PS4000E	EqualLogic PS6000E	EqualLogic PS6100XS	EqualLogic PS6510 ES
EqualLogic PS4000X	EqualLogic PS6000X	EqualLogic PS6110E	EqualLogic PS6510X
EqualLogic PS4000XV	EqualLogic PS6000XV	EqualLogic PS6110S	EqualLogic PS6600
EqualLogic PS4100X	EqualLogic PS6010	EqualLogic PS6110X	EqualLogic PS6610
EqualLogic PS4100XV	EqualLogic PS6010E	EqualLogic PS6110XS	EqualLogic PS-M4110X
EqualLogic PS4100E	EqualLogic PS6010X	EqualLogic PS6110XV	EqualLogic PS-M4110XV
EqualLogic PS4110X	EqualLogic PS6010XV	EqualLogic PS6210	EqualLogic PSM4110E
EqualLogic PS4110XV	EqualLogic PS6010XVS	EqualLogic PS6500	EqualLogic PSM4110XS
EqualLogic PS4110E	EqualLogic PS6100	EqualLogic PS6500E	EqualLogic P6500X
EqualLogic PS5000E	EqualLogic PS6100E	EqualLogic PS6500ES	EqualLogic FS7500
EqualLogic PS5000X	EqualLogic PS6100S	EqualLogic PS6500X	
EqualLogic PS5000XV	EqualLogic PS6100X	EqualLogic PS6510	
EqualLogic PS5500E	EqualLogic PS6100XV	EqualLogic PS6510E	

Supported Dell PowerVault Devices

PowerVault NX200	PowerVault MD3060e	PowerVault MD3600i	PowerVault MD3860f
PowerVault NX300	PowerVault MD3200	PowerVault MD3600f	PowerVault MD3860i
PowerVault NX3000	PowerVault MD3200i	PowerVault MD3620i	
PowerVault NX3100	PowerVault MD3220	PowerVault MD3620f	Tape Libraries/Drives
PowerVault NX3500	PowerVault MD3220i	PowerVault MD3660i	PowerVault TL2000
PowerVault NF500	PowerVault MD3260	PowerVault MD3660f	PowerVault TL4000
PowerVault DP500	PowerVault MD3260i	PowerVault MD3800i	PowerVault ML6000
PowerVault DL2000	PowerVault MD3400	PowerVault MD3800f	
PowerVault DL2100	PowerVault MD3420	PowerVault MD3820f	
PowerVault DL2200	PowerVault MD3460	PowerVault MD3820i	

Supported Dell|EMC Devices

Dell EMC CX300	CX4 Series - Flare / Navisphere	CX4 Series - Flare / Unisphere
Dell EMC CX3-10	Dell EMC CX4-120	Dell EMC CX4-120
Dell EMC CX3-20	Dell EMC CX4-240	Dell EMC CX4-2400
Dell EMC CX3-40	Dell EMC CX4-480	Dell EMC CX4-480
Dell EMC CX3-80	Dell EMC CX4-960	Dell EMC CX4-960

Dell|EMC CX500

Dell|EMC CX700

Supported Dell Compellent Devices

Compellent SC8000

Supported Dell PowerConnect Devices

PowerConnect 2808	PowerConnect 6224F	PowerConnect B-8000
PowerConnect 2816	PowerConnect 6248	PowerConnect B-8000e
PowerConnect 2824	PowerConnect 6248P	PowerConnect B-MLXe 16
PowerConnect 2848	PowerConnect 7000	PowerConnect J-SRX210
PowerConnect 3424	PowerConnect 7024	PowerConnect J-SRX240
PowerConnect 3424P	PowerConnect 7024F	PowerConnect J-EX4200 (48T)
PowerConnect 3448	PowerConnect 7024P	PowerConnect J-EX8216
PowerConnect 3448P	PowerConnect 7048	PowerConnect M6220
PowerConnect 3548	PowerConnect 7048F	PowerConnect M6348
PowerConnect 3548P	PowerConnect 7048P	PowerConnect M8024
PowerConnect 3524	PowerConnect 8024	PowerConnect M8024K
PowerConnect 3860	PowerConnect 8024F	PowerConnect M8428K
PowerConnect 5224P	PowerConnect 8100	PowerConnect W-3200
PowerConnect 5316M	PowerConnect 8132	PowerConnect W-3600
PowerConnect 5324	PowerConnect 8132f	PowerConnect W-6000 M3
PowerConnect 5424	PowerConnect 8164	PowerConnect W-650
PowerConnect 5448	PowerConnect 8164F	PowerConnect W-7210
PowerConnect 5524	PowerConnect B-DCX-4S	PowerConnect W-7220
PowerConnect 5548	PowerConnect B-RX 4	PowerConnect W-7240
PowerConnect 6224	PowerConnect B-RX 8	
PowerConnect 6224P	PowerConnect B-RX 16	

Supported Dell Force10 Devices

Force10 C150	Force10 E610	Force10 S4810	Force10 Z9000
Force10 C300	Force10 S25P	Force10 S4820P	Force10 MXL 10/40GbE
Force10 E1200i	Force10 S50	Force10 S4820T	PowerEdge M I/O Aggregator

Force10 E300	Force10 S55	Force10 S5000
Force10 E600i	Force10 S60	Force10 S6000

Supported Brocade Devices

Brocade 200E	Brocade 5100	Brocade 6505	Brocade 8000
Brocade 300	Brocade 5300	Brocade 6520	Brocade 8424-K
Brocade 4424	Brocade M5424	Brocade M6505	

Supported Managed Rack Power Distribution Units

K538N	G756N	H544N	J523N	K539N
-------	-------	-------	-------	-------

Supported Metered Rack Power Distribution Units

1X98J	XX5T6	C0G4D	G740N	G744N
7P35N	RXKCH	G728N	H534N	H537N
09FG8	K5YYY	J519N	J520N	J521N
4J1C2	2CM2K	K535N	K536N	6809

Supported Keyboard, Video, and Mouse (KVM)

1081AD	2161AD	2161DS-2	2321DS	4332DS
1082DS	2161DS	2162DS	4161DS	

Supported Dell UPS

1000T HV	500T HV	2700R/T LV	2700R Telco HV	5600R LI HV-US
4200R HV	1000R LV	2700R/T HV	3750R HV-US	5600R LI HV
1920T LV	1000R HV	2700R/T HV-US	3750R HV	5600R OL HV-US
1920T HV	1920R LV	2700R Telco LV	4200R HV-US	5600R OL HV
500T LV	1920R HV	2700R Telco HV-US	4200R HV	


Supported Dell Printers

Dell W5300	Dell 5130cdn	Dell 2335dn	Dell 1710n	Dell B1165nfw
Dell S2500	Dell 5110cn	Dell 2330dn	Dell 1600n	Dell C1660w
Dell M5200	Dell 5100cn	Dell 2155c(d)n	Dell 1320c	Dell C1760nw
Dell 5535dn	Dell 3335dn	Dell 2150cdn	Dell B2360d/dn	Dell C1765nf/nfw

Dell 5530dn	Dell 3130cn	Dell 2145cn	Dell B3460dn	Dell B1265dfw
Dell 5330dn	Dell 3115cn	Dell 2135cn	Dell B3465dn/dnf	
Dell 5310n	Dell 3110cn	Dell 2130cn	Dell B5460dn	
Dell 5230dn	Dell 2355dn	Dell 1815dn	Dell B5465dnf	
Dell 5210n	Dell 2350dn	Dell 1720n	Dell B1163/w	

Supported Client Systems

Latitude 13	Latitude E6410	Precision R5400	Optiplex 980	Optiplex XE2
Latitude 10 ST2	Latitude E6430U	Precision R7610	Optiplex 990	Optiplex 7010
Latitude D531	Latitude E6540	Precision T1700	Optiplex 3011	Dell Venue 11 Pro 7130/7139
Latitude E3440	Latitude E7240	Precision T3600	Optiplex 9010AIO	
Latitude E3540	Latitude E7440	Precision T3610	Optiplex 9020	
Latitude E6220	Latitude Z600	Precision T5610	Optiplex 9020AIO	
Latitude E6400	Precision M4700	Precision T7610	Optiplex XE	


 **NOTE:** If an alert is received from a device with unknown severity, you can import the device MIB files using the MIB Import Utility to enable OpenManage Essentials to classify the alerts.

Supported Operating Systems


This section lists the operating systems on which you can install Dell OpenManage Essentials (on a management station) and the operating systems that Dell OpenManage Essentials can manage (for managed systems). For the list of Dell systems and operating systems that can be deployed on the target systems, see the *Dell Systems Management - OpenManage Software Support Matrix Version 7.4* at dell.com/OpenManageManuals. To access the document, on the **Manuals** page, click **OpenManage Software** → **OpenManage Software 7.4**.

Supported Operating Systems For Management Stations

- Microsoft Windows Server 2012 R2 Standard and Datacenter Editions
- Microsoft Windows Server 2012 Standard and Datacenter Editions
- Windows Server 2008 R2 SP1 Standard and Enterprise Editions
- Windows Server 2008 SP2 Standard and Enterprise Editions (x64)

 **NOTE:** OpenManage Essentials version 1.3 is supported only on 64-bit operating systems.

 **NOTE:** The Wow64 component is required to run on a 64-bit operating system.

 **NOTE:** OpenManage Essentials is also supported on virtual machines.

Supported Operating Systems For Managed Systems

Microsoft Windows

- Windows Server 2012 R2 Standard Edition
- Windows Server 2012 Essentials, Standard, and Datacenter Editions
- Windows Server 2012 with Hyper-V
- Windows Small Business Server 2011 Premium Edition
- Windows Server 2008 R2 SP1 Standard, Enterprise, and Foundation Editions
- Windows Server 2008 R2 Standard, Enterprise, and Foundation Editions
- Windows Server 2008 SP2 Standard, Enterprise, and Foundation (x64) Editions
- Windows Server 2008 SP2 Standard, Enterprise, and Foundation (x86) Editions
- Windows Server 2008 SP1 Standard and Enterprise (x64) Editions
- Windows Server 2008 SP1 Standard and Enterprise (x86) Editions
- Windows Server 2003 R2 SP2 Standard and Enterprise (x64) Editions
- Windows Server 2003 R2 SP2 Standard and Enterprise (x86) Editions

Linux

- SUSE Linux Enterprise Server 11 SP3 (x86_64)
- SUSE Linux Enterprise Server 11 SP2 (x86_64)
- SUSE Linux Enterprise Server 10 SP4 (x86_64)
- Red Hat Enterprise Virtualization Manager 6.4
- Red Hat Enterprise Linux 6.5
- Red Hat Enterprise Linux 6.4
- Red Hat Enterprise Linux 6.1 (x64)
- Red Hat Enterprise Linux 6.0 (x64)
- Red Hat Enterprise Linux 5.9
- Red Hat Enterprise Linux 5 Update 7 (x86)
- Red Hat Enterprise Linux 5 Update 6 (x86_x64)
- Red Hat Enterprise Linux 5 Update 5 (x86_x64)
- Red Hat Enterprise Linux 4 Update 7 (x86)

Hypervisor


- VMware vSphere ESXi 5.5
- VMware vSphere ESXi 5.1 Update 1
- VMware vSphere ESXi 5.1
- VMware vSphere ESXi 5.0 Update 2
- VMware vSphere ESXi 5.0 Update 1
- VMware vSphere ESXi 5.0
- VMware vSphere ESX 4.1 Update 3
- VMware vSphere ESX 4.1 Update 2
- VMware vSphere ESX 4.1 Update 1
- VMware vSphere ESXi 4.1
- VMware vSphere ESX 4.0 Update 3
- Citrix XenServer 6.2
- Citrix XenServer 6.1
- Citrix XenServer 6.0

- Hyper-V for Window Server 2008 R2
- Hyper-V for Window Server 2008

Supported Operating Systems For Managed Client Systems


- Microsoft Windows Vista Business (32-bit and 64-bit)
- Microsoft Windows Vista Business (32-bit and 64-bit) SP1 and SP2
- Microsoft Windows Vista Ultimate (32-bit and 64-bit)
- Microsoft Windows Vista Ultimate (32-bit and 64-bit) SP1
- Microsoft Windows Vista Ultimate (32-bit) SP2
- Microsoft Windows Vista Enterprise (32-bit and 64-bit)
- Microsoft Windows Vista Enterprise (32-bit and 64-bit) SP1
- Microsoft Windows Vista Enterprise (32-bit) SP2
- Microsoft Windows 7 Professional (32-bit and 64-bit)
- Microsoft Windows 7 Ultimate (32-bit and 64-bit)
- Windows 7 Enterprise Environment (32-bit and 64-bit)
- Windows 8 (32 and 64 bit)
- Windows 8 Pro (32 and 64 bit)
- Windows 8 Enterprise (32 and 64 bit)
- Windows 8.1 Pro

Supported Databases

 **NOTE:** Only case-insensitive instance of SQL Server is supported. SQL Server 2012 SP1 Express is installed with OpenManage Essentials version 1.3

 **NOTE:** For large deployments, you must use SQL Standard.

- Microsoft SQL Server 2012 Standard, Enterprise, and Express Editions
- SQL Server 2008 R2 SP1 Standard, Enterprise, and Express Editions
- SQL Server 2008 R2 RTM Standard, Enterprise, and Express Editions
- SQL Server 2008 SP2 Standard, Enterprise, and Express Editions
- SQL Server 2008 SP1 Standard, Enterprise, and Express Editions
- SQL Server 2008 RTM Standard, Enterprise, and Express Editions

 **NOTE:** Both 32-bit and 64-bit versions of SQL Server are supported. However, it is recommended to use a 64-bit version of SQL Server.

Supported Browsers

- Internet Explorer 8, 9, 10, and 11
- Mozilla FireFox 22 and 23
- Google Chrome 27, 28, 29, and 30

 **NOTE:** Supported only on Windows-based operating systems.


Minimum Requirements For Dell OpenManage Essentials Version 1.3

Table 2. RAM, Processor, And Hard-Drive Requirements

Component	Large Deployments (Up To 2000 Devices)	Medium Deployments (Up To 500 Devices)	Small Deployments (Up To 100 Devices)
RAM	8 GB	6 GB	4 GB or 6 GB
Processor cores	8	4	2
Free space on hard drive	10 GB	6 GB	6 GB

- Microsoft .NET Framework version 4.5
- SQL database. See [Supported Databases](#).
- Operating system. See [Supported Operating Systems](#).
- Supported browsers. See [Supported Browsers](#).
- Microsoft Silverlight version 5.1
- Microsoft Visual C++ 2012 Runtime 11.0
- Network Bandwidth - 100 Mbps or higher.

Contacting Dell

 **NOTE:** If you do not have an active Internet connection, you can find contact information on your purchase invoice, packing slip, bill, or Dell product catalog.

Dell provides several online and telephone-based support and service options. Availability varies by country and product, and some services may not be available in your area. To contact Dell for sales, technical support, or customer service issues:

1. Visit dell.com/support
2. Select your support category.
3. Verify your country or region in the Choose a Country/Region drop-down menu at the top of page.
4. Select the appropriate service or support link based on your need.