

# Alienware X51



[Views](#)

[Specifications](#)

**NOTE:** The images in this document may differ from your computer depending on the configuration you ordered.

**Copyright © 2015 Dell Inc. All rights reserved.** This product is protected by U.S. and international copyright and intellectual property laws. Dell and the Dell logo are trademarks of Dell Inc. in the United States and/or other jurisdictions. All other marks and names mentioned herein may be trademarks of their respective companies.

2015 - 07 Rev. A00

Regulatory model: D05S | Type: D05S003

Computer model: Alienware X51 R3

**ALIENWARE** 



Front

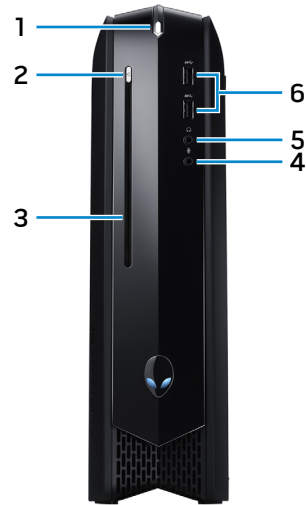


Back



Back panel

## Front



### 1 Power button

Press to turn on the computer if it is turned off or in sleep state.

Press to put the computer in sleep state if it is turned on.

Press and hold for 6 seconds to force shut-down the computer.

**NOTE:** You can customize the power-button behaviour in Power Options. For more information, see *Me and My Dell* at [www.dell.com/support/manuals](http://www.dell.com/support/manuals).

### 2 Optical-drive eject button

Press to open or close the optical-drive tray.

### 3 Optical drive (optional)

Reads from and writes to CDs and DVDs.

### 4 Microphone port

Connect an external microphone to provide sound input.

### 5 Headphone port

Connect a headphone or speakers.

### 6 USB 3.0 ports (2)

Connect peripherals such as storage devices, printers, and so on. Provides data transfer speeds up to 5 Gbps.



Front




Back



Back panel

## Back



**1 Back panel**

Connect USB, audio, video, and other devices.

**2 Hard-drive activity light**

Turns on when the computer reads from or writes to the hard drive.

**3 Power-adapter port**

Connect a power adapter to provide power to your computer.

**4 Discrete graphics card**

Connect external display devices to the discrete graphics card.

**5 Security-cable slot**

Connect a security cable to prevent unauthorized movement of your computer.



Front

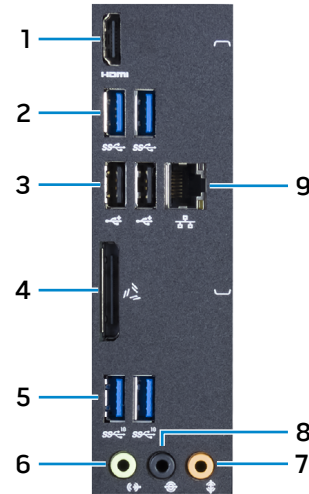


Back



Back panel

## Back panel



### 1 HDMI port

Connect a TV or another HDMI-in enabled device. Provides video and audio output.

**NOTE:** If your computer shipped with a discrete graphics card, the HDMI port is covered.

### 2 USB 3.0 ports (2)

Connect peripherals such as storage devices, printers, and so on. Provides data transfer speeds up to 5 Gbps.

### 3 USB 2.0 ports (2)

Connect peripherals such as storage devices, printers, and so on. Provides data transfer speeds up to 480 Mbps.

### 4 External graphics port

Connect an Alienware Graphics Amplifier.

### 5 USB 3.1 ports (2)

Connect peripherals, such as storage devices, printers, and so on. Provides data transfer speeds up to 10 Gbps.

### 6 Line-out port

Connect audio-output devices such as speakers, amplifiers, and so on. In a 5.1 speaker channel setup, connect the front-left and -right speakers.

### 7 Center/Subwoofer LFE port

Connect the subwoofer.

**NOTE:** For more information about the speaker setup, refer the documentation that shipped with the speakers.

### 8 Side L/R surround port

Connect the side-left and -right speakers or surround sound speakers.

### 9 Network port

Connect an Ethernet (RJ45) cable from a router or a broadband modem for network or internet access.

The two lights next to the connector indicate the connectivity status and network activity.



# Specifications

## Dimensions and weight

### Height

Front 343 mm (13.50 inches)

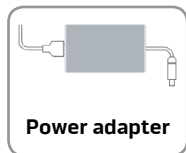

Back 318.50 mm (12.53 inches)

Width 95 mm (3.74 in)

Depth 318 mm (12.52 in)

Weight (maximum) 5.49 kg (12.10 lbs)

**NOTE:** The weight of your desktop varies depending on the configuration ordered and the manufacturing variability.

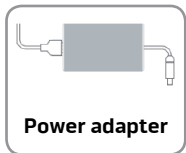


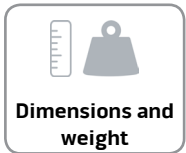




# Specifications

## System information

Computer model	Alienware X51 R3
Processor	<ul style="list-style-type: none"><li>• 6<sup>th</sup> Generation Intel Core i7 Processor</li><li>• 6<sup>th</sup> Generation Intel Core i5 Processor</li></ul>
Chipset	Intel Z170 chipset

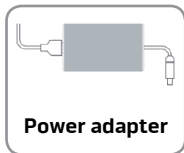


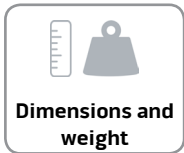




# Specifications

## Memory

Slot	Two internally-accessible DDR4 DIMM socket
Capacities of each slot	4 GB, 8 GB, and 16 GB
Type	DDR4 SDRAM (Non-ECC)
Speed	2133 MHz <b>NOTE:</b> The memory is over-clocked to 2400 MHz or 2667 MHz
Configurations supported	4 GB, 8 GB, 16 GB, and 32 GB
Minimum	4 GB
Maximum	32 GB





# Specifications

## Ports and connectors

### Back-panel ports:

Network

One RJ45 port

USB

- Two USB 2.0 ports
- Two USB 3.0 ports
- Two USB 3.1 ports

Audio

- One Line-out port
- One Rear L/R surround port
- One Center/Subwoofer LFE port

Video

One HDMI port

**NOTE:** If your computer shipped with a discrete graphics card, the HDMI port on the back panel of your computer is covered.

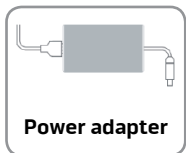


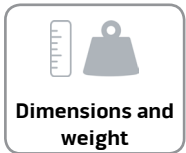
### Front-panel ports:

USB

Two USB 3.0 ports

Audio

- One audio output/headphone port
- One audio input/microphone port

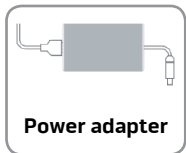


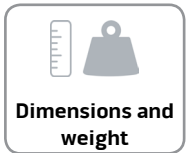




# Specifications

## Communications

Ethernet	10/100/1000 Mbps Ethernet controller integrated on system board
Wireless	<ul style="list-style-type: none"><li>• 802.11 b/g/n</li><li>• 802.11ac</li><li>• Bluetooth 4.0</li></ul>





# Specifications

## Video

### Controller:

Integrated

Intel HD Graphics 530

Discrete

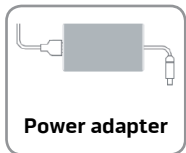


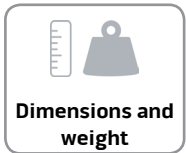
PCI Express x 16, single-/dual-width video cards

### Memory:

Discrete

2-GB Graphics DDR5

**NOTE:** The video memory of your desktop will vary depending on the configuration ordered.

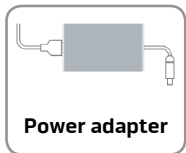


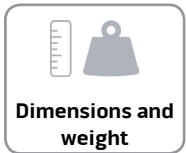




# Specifications

## Audio

Controller	Realtek ALC3861 codec
Type	Integrated 5.1 channel, Intel High Definition Audio





# Specifications

## Storage

Interface

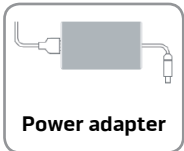


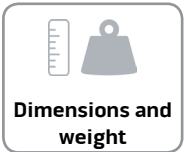
- SATA 3 Gbps for optical drive
- SATA 3 Gbps for hard drive

Hard drive

- One 3.5-inch drive
- two 2.5-inch drives

Optical drive

One 5.25-inch DVD+/-RW drive (optional)





# Specifications

## Power adapter

Type	180 W, 240 W, or 330 W
Input voltage	100 VAC–240 VAC
Input frequency	50 Hz–60 Hz
Input current	12.3 A/16.9 A
Output current:	
180	9.23 A
240	12.31 A
330	16.09 A
Rated output voltage	19.50 VDC
Temperature range:	
Operating	0°C to 40°C (32°F to 104°F)
Storage	–40°C to 70°C (–40°F to 158°F)



**Dimensions and weight**



**System information**



**Memory**



**Ports and connectors**



**Communications**



**Video**



**Audio**



**Storage**



**Power adapter**



**Computer environment**



# Specifications


## Computer environment

Airborne contaminant level	G2 or lower as defined by ISA-S71.04-1985	
Relative humidity (maximum)	20% to 80% (noncondensing)	
	<b>Operating</b>	<b>Storage</b>
Temperature range	10°C to 35°C (50°C to 95°F)	-40°C to 65°C (-40°F to 149°F)
Vibration (maximum)*	0.25 GRMS	2.20 GRMS
Shock (maximum)	40 G for 2 ms with a change in velocity of 20 in/s (51 cm/s) <sup>†</sup>	50 G for 26 ms with a change in velocity of 320 in/s (813 cm/s) <sup>‡</sup>
Altitude (maximum)	-15.24 m to 3048 m (-50 ft to 10,000 ft)	-15.24 m to 10,668 m (-50 ft to 35,000 ft)

\* Measured using a random vibration spectrum that simulates user environment.

† Measured using a 2 ms half-sine pulse when the hard drive is in use.


‡ Measured using a 2 ms half-sine pulse when the hard-drive head is in parked position.



**Dimensions and weight**



**System information**



**Memory**




**Ports and connectors**



**Communications**




**Video**



**Audio**



**Storage**



**Power adapter**



**Computer environment**