

## VaporDelivery Processor®

This enhanced VaporDelivery Processor® is designed to monitor power, heat and vapor up to 2,000 times a second, for a perfect puff, first time, every time. It also manages communication and data transfer between your VUSE and the VUSE App.

## SmartLight®

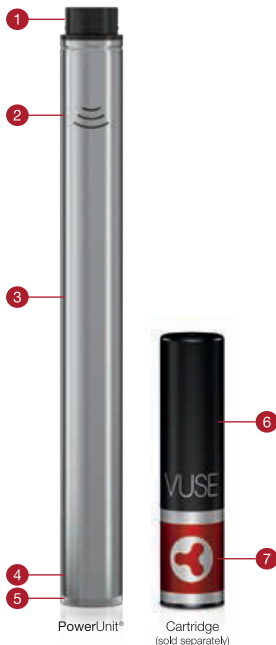
Informs you when the battery and cartridge are running low, and when it's time to replace the cartridge, or recharge the battery.

## V-Liquid®

Blended in the USA by R.J. Reynolds flavor experts. Our unique blend uses the finest sourced ingredients including vegetable glycerin, the highest quality tobacco-derived nicotine extracted from the tobacco plant, and other flavor additives.

## SmartMemory®

Takes the guesswork out of how many puffs remain in each cartridge and when a cartridge is depleted.



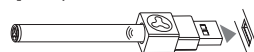
## How to charge

Remove cartridge from PowerUnit®.

1. Connect the PowerUnit® to the VUSE USB Charger.




2. Plug into any USB outlet.



3. The SmartLight® will pulse red continuously while the PowerUnit® is charging.



4. It will shine white when charging is complete.



## Understanding VUSE SmartLight®

**White cartridge indicators:**

- Flashing for 2 sec = getting low
- Flashing continuously = change the cartridge



**Red battery indicators:**

- Flashing for 2 sec = getting low
- Flashing continuously = recharge the battery



## Federal Communications Commission (FCC) Notice

This device complies with Part 15 of the FCC Rules. Operation of the device is subject to the following two conditions: (1) The device may not cause harmful interference, and (2) The device must accept any interference that may cause undesired operation.

This product has been tested and complies with the specifications for a Class B digital device, pursuant to Part 15 of the FCC Rules. These limits are designed to provide reasonable protection against harmful interference in a residential installation. This equipment generates, uses, and can radiate radio frequency energy and, if not installed and used according to the instructions, may cause harmful interference to radio communications. However, there is no guarantee that interference will not occur in a particular installation. If this equipment does cause harmful interference to radio or television reception, which is found by turning the equipment off and on, the user is encouraged to try to correct the interference by one or more of the following measures:

- Reorient or relocate the receiving antenna
- Increase the separation between the equipment or devices
- Connect the equipment to an outlet other than the receiver's
- Consult a dealer or an experienced radio/TV technician for assistance

Changes or modifications not expressly approved by the party responsible for compliance could void the user's authority to operate the equipment.



For more information, go to [www.vusevapor.com](http://www.vusevapor.com)\*  
\*WEBSITE AND OFFERS RESTRICTED TO AGE 21+ TOBACCO CONSUMERS

20000000

© 2015 RJRVC



# VUSE

## CONNECT

Bluetooth®  
Smart  
rechargeable  
device

# VUSE

DIGITAL VAPOR CIGARETTES

When it comes to quality and performance, VUSE has changed the game.

The VUSE Digital Vapor Cigarette is designed to be simple and easy to use.

Powered by Smart Technology, only VUSE ensures a **perfect puff**, first time, every time.



## VUSE Connect, a more connected experience

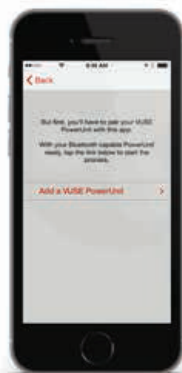


(Cartridges sold separately)

Putting you in control of your VUSE experience. Keep track of battery and cartridge levels, cartridge usage and prevent unauthorized use.

## Connecting to the VUSE App

1. Download and launch the VUSE App from Apple App Store or Google Play. Optimized for the iPhone 4S and later running iOS 7.0 or higher; Samsung Galaxy S4 or Samsung Galaxy S5 running Android™ 4.4 KitKat or newer.
2. Make sure that your phone's Bluetooth® setting is turned on.
3. Open the app and follow on-screen instructions to pair device.



## VUSE App features

1. **Battery level**
2. **Cartridge level**
3. **Child lock settings**  
VUSE App gives you two options to disable your PowerUnit® to prevent unauthorized use.
  - **Proximity lock**  
Sets your VUSE to function only if the PowerUnit® is within the Bluetooth® range of the user's mobile phone.
  - **Hard lock**  
Turns off your VUSE. In order to reactivate the unit, the feature has to be switched to "on".
4. **Cartridge usage**  
Tracks the number of cartridges you have used since the last time the counter was reset.
5. **Battery health**  
Over time batteries naturally lose their ability to retain a charge. Battery health indicator indicates when it's time to replace your VUSE PowerUnit®.
6. **Identify your VUSE**  
Helps to differentiate between multiple VUSE Connect devices.

## Getting the best from your VUSE experience



To ensure the optimum vapor experience:  
Take longer, slower puffs.

This allows the VUSE V-Liquid® to heat and turn into a rich, satisfying vapor to give you a **perfect puff**, first time, every time.

## The difference in VUSE

1. **QuickConnect®**  
A unique and easy-to-use interface between the PowerUnit® and the cartridge. Simply snap to connect VUSE Cartridges (sold separately).
2. **Bluetooth® Smart**  
Enables seamless connection between your VUSE and the VUSE App for enhanced product functionality, including battery and cartridge level, cartridge usage and child lock. Our proprietary Bluetooth® Low Energy design has no noticeable impact on the battery of the PowerUnit®.
3. **PowerUnit®**  
Long lasting PowerUnit® ensures the longest usage time between recharging so that VUSE is ready when you are. The VUSE PowerUnit® has been built with overheating protection, which minimizes the potential for overheating.