

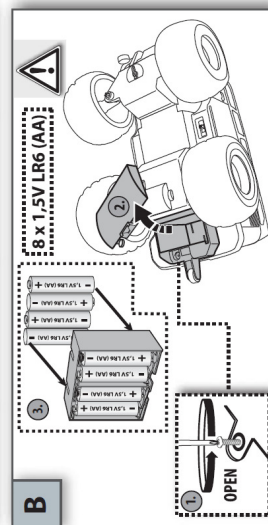
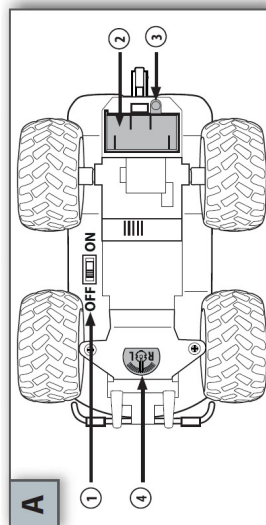
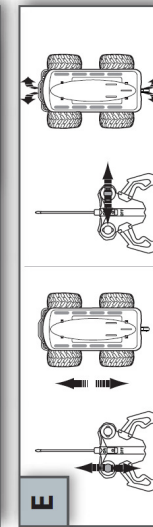
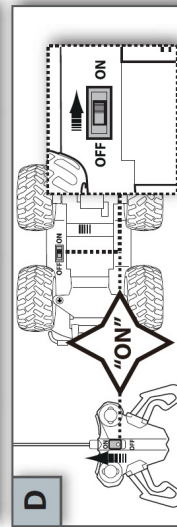
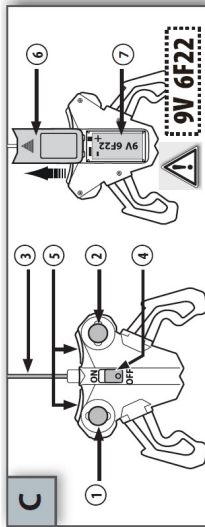
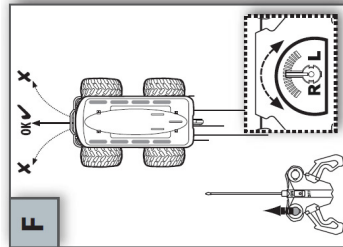
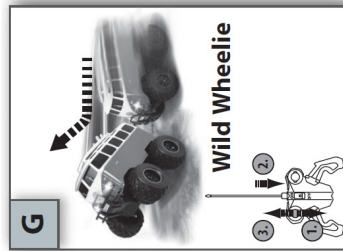
Prüfbericht - Nr.:
Test Report No.:

14036610 001

Seite 6 von 9
Page 6 of 9

User manual





Prüfbericht - Nr.:
Test Report No.:

14036610 001

Seite 8 von 9
Page 8 of 9

This device complies with Part 15 of the FCC Rules. Operation is subject to the following two conditions:

- (1) this device may not cause harmful interference, and
- (2) this device must accept any interference received, including interference that may cause undesired operation.

Changes or modifications not expressly approved by the party responsible for compliance could void the user's authority to operate the equipment.

ENGLISH

25

A Vehicle-view underneath

- ① On/off switch
- ② Battery compartment
- ③ Battery compartment lock
- ④ Adjustable steering alignment on the vehicle

B Opening the battery compartment and insert the batteries

C Remote control

- ① Operating lever (forward/backward)
- ② Operating lever (steering)
- ③ Antenna
- ④ On/off switch
- ⑤ Wild Wheelie
- ⑥ Battery compartment cover
- ⑦ Battery compartment

D Switch on

E Vehicle operation

F Adjustable steering alignment on the vehicle

G Wild Wheelie

Features

- Vehicle with 2-channel radio control
- 7 driving functions: forward-left-right, backward-left-right, stop
- Wild Wheelie
- Adjustable steering alignment on the vehicle

Dear customers,

We are delighted that you have chosen this faithfully reproduced and high-quality product. To ensure that you enjoy your model for a long time, we would ask you to handle your vehicle carefully to avoid damaging delicate parts. To prevent accidental operation of the vehicle, batteries and power packs must be removed from the toy when not in use. We wish you lots of fun playing!

Precautions (Please retain!)

1. **WARNING!** Not suitable for children under three years. Risk of choking due to small parts that may be swallowed! Please keep this packaging information for any possible correspondence. Subject to technical change and change of color. Adult help is required to remove the securing devices.
2. Never lift the vehicle up while the wheels are still turning.
3. Keep fingers, hair and loose clothing clear from the motor or wheels when the vehicle is switched to "ON".
4. To prevent accidental operation of the vehicle, batteries and power packs must be removed from the toy when not in use.
5. To avoid accidental operation the transmitter must be switched on before the vehicle. When switching off, always switch the vehicle off and then the transmitter.
6. Only use the batteries specified | Put positive and negative pole in the right place! Do not throw away used batteries in the household garbage, but only give them to the collection station or dispose of them at a special garbage depot. Remove empty batteries from the toy. Non-rechargeable batteries must not be recharged. Before charging remove rechargeable batteries from the toy. Rechargeable batteries are only to be charged by adults. Do not use different types of batteries and do not mix new and used batteries. Do not short-circuit connector clips. Do not mix old and new batteries. Do not mix alkaline, standard (carbon-zinc), or rechargeable batteries.
7. To obtain the best result we recommend using only alkaline batteries or rechargeable NiMH battery packs with the vehicle.
8. Wires are not to be inserted into socket-outlets

The vehicle does not work

- Position the switches on the transmitter and vehicle to "ON".
- Have the batteries/power packs been inserted correctly?
- Are the battery contacts bent or dirty?
- Are the batteries discharged or defective?

The vehicle does not work properly; the range is too small!

- Is battery/accumulator power fading?
- Are any other remote control devices close by which might be transmitting on the same frequency?
- Is interference being caused by metal railings or fences?
- Transmitter or power masts often cause the model vehicle to behave in an uncontrolled manner.
- Are there walkie-talkies or CB radios in the vicinity that might cause interference?

Warning:

The manufacturer is not responsible for any radio or television interference which might be caused by unauthorised modifications to this equipment. Modifications of this nature may invalidate the user's consumer rights.

Declaration of conformity

In accordance with guidelines 1999/5/EG (R&TTE) Dickle-Spielzeug GmbH & Co. KG hereby declares that this item is in accordance with the basic requirements and other relevant regulations of guideline 1999/5/EG. The original declaration of compliance can be viewed on the internet at the following URL: <http://www.simba-dickle-group.de/de/konformitaetserklaerungen.html>

The meaning of the symbol on the product, packaging or instructions. Electrical appliances are valuable products and should not be thrown in the dustbin when they reach the end of their serviceable life! Help us to protect the environment and respect our resources by handing this appliance over at the relevant recycling points. Questions related to this matter should be directed to the organisation responsible for waste disposal or your specialist retailer.

Service:

If the product malfunctions, please do not hesitate to contact the sales outlet where you bought the toy, if they are unable to help you, please use our Internet service at <http://service.dk-ki-toys.de>

