


# Nice to meet you!

## I'm Tivoo-max, your personal pixel art assistant from Divoom.

I have a 16x16 pixel display and the DSP-tuned speakers. I also have many custom settings, as well as a new mobile application. Together, we will explore all the possibilities in the world of music and pixel art.



### What's included?

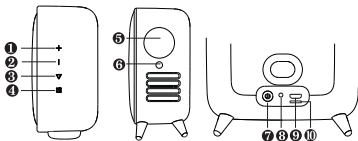
- Tivoo-max
- User manual
- AUX audio Cable
- Micro USB charging cable

Thank you for purchasing a Divoom product! Please read this manual carefully. You can also visit [divoom.com](http://divoom.com) to learn more about our other products!

Due to the nature of the technology product, the instructions on this manual are subject to change without prior notice. If you have any questions, please feel free to contact the Divoom customer support.

## Product details

- 1.Touch: Increase volume  
Hold: Next song
- 2.Touch: Decrease volume  
Hold: Previous song
- 3.Touch: Play/pause music play  
Answer/end call  
Hold: Record voice message  
Reject incoming call
- 4.Touch: Auto power OFF timer  
Hold: Enter manual alarm
- 5.Rotate: Change channel  
Touch: Change light effects  
Hold: Adjust brightness
- 6.Touch: Change audio input source  
Hold to disconnect Bluetooth



- 7.Touch: Check battery status  
Hold: Power ON/OFF
- 8.AUX port
- 9.Micro USB charging port
- 10.TF card slot

# How to connect in Bluetooth

## How connect with the speaker/mobile application?

### — Download mobile application

The Divoom application is available in both iOS and Android systems. You can search for 'Divoom Smart ' or scan this QR code.

\* Please note: iOS and Android connecting process is different



# How to connect in Bluetooth



Apple iOS system

### • For Apple iOS system

1. In Settings, please turn on the Bluetooth.
2. Search and connect with the 'Tivoo-max-audio'.
3. In mobile application, search and connect with 'Tivoo-max-light'.



Android system

### • For Android system

1. Please turn on the Bluetooth in Settings.
2. Connect the 'Tivoo-max-light' and 'Tivoo-max-audio' in the mobile application.

# Function list – Mobile application



### • Music:

For iOS, the music player will play the iTunes library. For android, the music player will play the available tracks in the system. You can also use your 3rd party music player with the Tivoo-max.

## Function list – Mobile application



### - DJ Mixer:

Available with different drum, bass, guitar and other instruments, you can create and jam to your own mix with this DJ mixer.



### - Voice Memo:

You can leave up to a minute of voice message for your family and friend. You can also morph your voice to create some surprise and fun.



### - Pixel Creation:

Upgraded 16x16 pixel size, available with more selectable colors and tools. Making pixel art is now easy and fun.



### - Animation:

You can create pixel art animations with more frames, and we have added and adjusted many functions to help the creation process.



### - LED Editor:

custom set the multiple frames of VJ light effects, where you can mix your design with the pixel art, text and many built-in cool effects.



### - Daily Planner:

Set visual and audio alerts for your daily routines, such as: study session, infant feeding schedule. You can also create your own reminders with many custom options.



### - Sleep Aid:

Toggle the upper right corner to activate the sleep aid function, where you can enjoy the 24 included alpha-wave audio tracks, as well as the special formulated lighting aura with your custom settings.



### - Smart Alarm:

Start your day fresh with your custom set alarm. You can choose the repeating days and time, as well as the 12 included energizing audio profiles or your own music.

## Function list – Mobile application



### • Pixel Tools:

**【Stopwatch】** Start/Pause/Stop the stopwatch with the mobile application, while Tivoo-max displays the time.

**【Memorial Calendar】** Set a custom reminder for the important day and time, along with your custom pixel art icon.

**【Scoreboard】** Use the application to track the score of a match, while Tivoo-max will display the scores from both teams.

**【Noise Meter】** Gauge the ambient noise level surround you.



### • Notification:

Set visual notification for most main stream social media applications and events on your Tivoo-max.



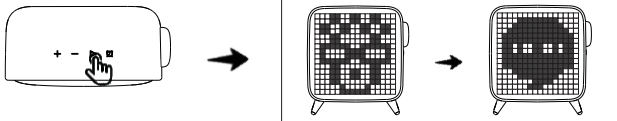
### • Games:

Play the classic pixel art games from back in the days, such as: Slot machine, Dice, Magic eight box and more...

We will continue to update more functions for the Tivoo-max.

## More Setup Information

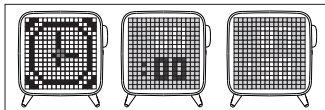
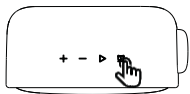
### How to record a voice memo (up to 60 seconds)?



1. Hold the play button to activate the voice memo function
2. Start to record your message
3. Touch play button to end the recording, and Touch play button again to playback.

- Once played, the message will be erased.

## How to setup a manual alarm?



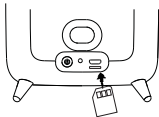
1. Hold the center 'Auto power-off' and enter the manual alarm mode
  2. Touch +/- to adjust time, Touch play button to confirm hour and switch to minute.
  3. Touch play button to activate alarm, or Touch 'Auto power-off' button to disable existing manual alarm and exit manual alarm mode.
- Tivoo-max support a single manual alarm (more alarm options available in mobile application).

## How to setup the auto power off?

1. Touch the 'Auto Power-off' button to activate Auto power off function.
  2. Keep touching the same button to rotate the power off time interval.
  3. Release the 'Auto Power-off' at the desired time interval to confirm.
- Select '00 min' to disable power off and exit auto power off mode.

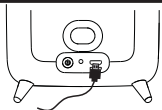
## How to use the TF card with the Tivoo-Max?

- Tivoo-Max supports a TF card capacity up to 32GB, and the supported audio file format is .mp3.
- Please insert the TF card into the card slot on the rear panel



## How to charge?

- Insert the micro-USB cable into the USB port on the rear panel.
- When Tivoo-max is ON or charging, touches the power button to check the battery status.
- With 100% battery level, Tivoo-max can provide up to 6 hours playtime.



## Specification details:

Dimension (mm): 184.5L x 163W x 86H

Weight:1490g

Speaker size:78mmX1,45mmX2

Output power:25W

Frequency response:40-20KHz

Signal-to-noise ratio:≥80dB

Playback time:up to 10hrs

Battery capacity: 5000mAh

Battery voltage:7.4V

Battery charge time:4-5hrs

Charge:via USB cable, 5V-2A

Wireless range:up to 10 meters/33 feet

Bluetooth compliant:v5.0

## Safety guide

### Please read the following instructions careful:

- Please follow our product installation and operation instructions.
- Always place the speaker on a smooth and stable surface.
- Please place the speaker on an open area for the best sound quality. Do not block the surroundings of the speaker.
- Do not push any objects into speaker vents or slots. Do not apply any great force on the speaker.
- Please keep the speaker in a room temperature environment. Do not place the speaker near any heat sources (such as radiators, heat registers, stoves, fire place, or direct sunlight).  
Do not place the speaker near any open flame source.
- Do not attempt to service the speaker by yourself. Always refer to the instructions by qualified service personnel.
- To avoid the risk of electrical hazard, do not expose this speaker to wet surface.

### DECLARATION OF CONFORMITY:



This device meets the essential requirements of the following Directive 2014/53/EU of the European parliament and of the council of 16 April 2014.



The waste container symbol with the X through it on the device indicates that the device must be disposed of separately from normal domestic waste at an appropriate waste disposal facility at the end of its useful service life.

## Limited Warranty

1. If within 12 months of purchase this device or any part thereof is proven to be defective by reason of faulty workmanship or defects in materials, we will at our option repair or replace the same free of charge of labor or materials on condition that.
2. The original invoice or sales receipt with the date of purchase, or stamp from the dealer is presented together with the defective unit.
3. The warranty does not cover product failures which have been caused by use of accessories other peripheral devices which are not DIVOOM branded original accessories intended for use with the product.
4. The warranty does not cover product failures caused by:  
Modification, repaired, and disassembled by any person who is not authorized by the manufacturer.  
Any defective unit or part shall become property of the manufacturer.  
The warranty does not cover any damage caused by misuse, drop, hit or neglect.

This device complies with Part 15 of the FCC Rules. Operation is subject to the following two conditions:

- (1) this device may not cause harmful interference, and
  - (2) this device must accept any interference received, including interference that may cause undesired operation.
- changes or modifications not expressly approved by the party responsible for compliance could void the user's authority to operate the equipment.

**NOTE:** This equipment has been tested and found to comply with the limits for a Class B digital device, pursuant to Part 15 of the FCC Rules. These limits are designed to provide reasonable protection against harmful interference in a residential installation. This equipment generates, uses and can radiate radio frequency energy and, if not installed and used in accordance with the instructions, may cause harmful interference to radio communications. However, there is no guarantee that interference will not occur in a particular installation. If this equipment does cause harmful interference to radio or television reception, which can be determined by turning the equipment off and on, the user is encouraged to try to correct the interference by one or more of the following measures:

- Reorient or relocate the receiving antenna.
- Increase the separation between the equipment and receiver.
- Connect the equipment into an outlet on a circuit different from that to which the receiver is connected. Consult the dealer or an experienced radio/TV technician for help

Company: Casa Innovations Inc

Address: 155 Bay Ridge Ave Brooklyn, NY 11220

Tel: 718-812-6676

Contact name: Aron Abramson

**CE Statement**

Herby, Shenzhen Divoom Technology Co., LTD. declares that this Bluetooth Speaker. Tivoo-max is in compliance with the essential requirements and other relevant provisions of Directive 2014/53/EU.

In accordance with Article 10(2) and Article 10(10), this product allowed to be used in all EU member states. Use the Bluetooth Speaker in the environment with the temperature between -10°C and 45°C

Risk of explosion if battery is replaced by an incorrect type. Dispose of used batteries according to the instructions. The product shall only be connected to a USB interface of version USB2.0

Operation Frequency: BT/BLE: 2402MHz~2480MHz

Max output power: BT: 0.0012W

BLE: 0.001W

Manufacturer: Shenzhen Divoom Technology Co., LTD.

Address: 1st floor, 5th Building, Xinlianhe Industrial Park, Jincheng Road, Shajing Town, Bao'an, Shenzhen 518000, China

Tel: +860755-86290791

Fax: +860755-86290791

E-mail: miaojun.chen@divoom.com