

TM 5-6115-376-23P

TECHNICAL MANUAL

ORGANIZATIONAL AND DIRECT SUPPORT MAINTENANCE REPAIR
PARTS AND SPECIAL TOOLS LIST

GENERATOR SET, DIESEL ENGINE,
TRAILER MOUNTED:

PU-407/M, FSN 6115-702-3347,

PU-699/M, FSN 6115-132-0488

GENERATOR SET, DIESEL ENGINE,
TRUCK MOUNTED:

PU-408/M, FSN 6115-706-0469,

PU-700/M, FSN 6115-125-7876

ORGANIZATIONAL AND DIRECT SUPPORT MAINTENANCE REPAIR
PARTS AND SPECIAL LIST

GENERATOR SET, DIESEL ENGINE, TRAILER MOUNTED:

PU-407/M, FSN 6115-702-3347,

PU-699/M, FSN 6115-132-0488

GENERATOR SET, DIESEL ENGINE, TRUCK MOUNTED:

PU-408/M, FSN 6115-706-0469,

PU-700/M, FSN 6115-125-78756

Current as of 30 November 1970

	Listing Page	Illus Figure
SECTION I. INTRODUCTION	iii	
II. PRESCRIBED LOAD ALLOWANCE	1	
III. REPAIR PARTS FOR ORGANIZATIONAL MAINTENANCE	2	
Group 01. Generators	2	
Generator set, PU-407/M and 408/M	--	1
Generator set, PU-699/M and 700/M	--	2
02. Trailers	2	3
Trailer, M200A1, PU407/M and 699/M	--	4
03. Skid Platform	3	5
Skid platform, PU-408/M and 700/M	--	6
Skid platform retainer	--	7
Skid platform towing bracket and eyebolt	--	8
05. Brackets, Braces, Mounting Bases, Frames, and Accessory Boxes	4	
Sledge hammer bracket assembly	--	9
Fire extinguisher bracket	--	10
Synchronizer assembly mounting frame and brackets	--	11
Gasoline cans, brackets, and accessory box	--	12
Accessory box, frame, base, and distribution box base	--	13
Cable reel mounting base and electrical connector bracket	--	14
Switch box mounting hardware	--	14
Distribution box base, brackets, and braces (PU-407/M and PU-699/M)	--	15
Reel holddown and cable	--	16
Accessory box, ladder, sling spreader, and ground rod clamps	--	17
Portable distribution box frame and bases	--	18
Accessory box brackets and turnbuckles	--	19
Distribution box base, brackets, and brace (PU-408/M and PU-700/M)	--	19
06. Distribution Boxes	14	20
Distribution box assembly	--	21
Distribution box power panel, brackets, and terminal board	--	22
Distribution box wiring harness, transformers and lug terminals	--	23
Portable distribution box	--	23
Portable distribution box electrical leads	--	24
07. Synchronizer Assembly	17	25
Electrical synchronizer assembly	--	26
Electrical synchronizer assembly wiring harness, connectors, and relays	--	27
08. Switch box	18	28
Switch box assembly	--	28
Switch box assembly bus bars, insulator bars, and electrical leads	--	29

	Listing Page	Illus Figure
SECTION IV. SPECIAL TOOLS, TEST AND SUPPORT EQUIPMENT FOR ORGANIZATIONAL MAINTENANCE (Not Applicable)		
V. REPAIR PARTS FOR DS MAINTENANCE	21	
Group 01. Generators	21	
Generator set, PU-407/M and 408/M	1
Generator set, PU-699/M and 700/M	2
02. Trailers	22	
Trailer, M200A1, PU-407/M and 699/M.....	..	3
03. Skid Platform	23	
Skid platform, PU-408/M and 700/M	4
Skid platform retainer	5
Skid platform towing bracket and eyebolt	6
04. Trucks	26	
05. Brackets, Braces, Mounting Bases, Frames, and Accessory Boxes	26	
Sledge hammer bracket assembly	7
Fire extinguisher bracket	8
Synchronizer assembly mounting frame and brackets	9
Gasoline cans, brackets, and accessory box	10
Accessory box, frame, base, and distribution box base	11
Cable reel mounting base and electrical connector bracket	12
Switch box mounting hardware	13
Distribution box base, brackets, and brace (PU-407/M and PU-699/M)	14
Reel holddown and cable	15
Accessory box, ladder, sling spreader, and ground rod clamps	16
Portable distribution box frame and bases	17
Accessory box brackets and turnbuckles	18
Distribution box base, brackets, and brace (PU-408/M and PU-700/M)	19
06. Distribution Boxes	36	
Distribution box assembly	20
Distribution box power panel, brackets, and terminal board	21
Distribution box wiring harness, transformers, and lug terminals	22
Distribution box assembly electrical wire termination chart	26
Portable distribution box	24
Portable distribution box electrical leads	25
07. Synchronizer Assembly	44	
Electrical synchronizer assembly	26
Electrical assembly wiring harness, connectors, and relays	27
Electrical synchronizer assembly, electrical leads termination chart	28
08. Switch box	48	
Switch box assembly	29
Switch box assembly bus bars, insulator bars, and electrical leads	30
SECTION VI. SPECIAL TOOLS, TEST AND SUPPORT EQUIPMENT FOR DS MAINTENANCE (Not applicable)		
VII. FEDERAL STOCK NUMBER AND REFERENCE NUMBER INDEX	84	

SECTION 1

INTRODUCTION

1. Scope

This manual lists repair parts, special tools, test and support equipment required for the performance of organizational and direct support maintenance of the generator sets.

2. General

This Repair Parts and Special Tools List is divided into the following sections:

a. Prescribed Load Allowance (PLA)-Section II. A composite listing of repair parts, special tools, test and support equipment having quantitative allowance for initial stockage at the organizational level.

b. Repair Parts -Section III. A list of repair parts authorized for the performance of maintenance at the organizational level in figure and item number sequence.

c. Special Tools, Test and Support Equipment-Section IV. (Not applicable).

d. Repair Parts-Section V. A list of repair parts authorized for the performance of maintenance at the direct support level in figure and item number sequence.

e. Special Tools, Test and Support Equipment-Section VI. (Not applicable).

f. Federal Stock Number and Reference Number Index-Section VII. A list of Federal stock numbers in ascending numerical sequence, followed by a list of reference numbers appearing in all of the listing in alpha-numeric sequence, cross-referenced to the illustration figure number and item number.

NOTE

Items not illustrated are cross-referenced to group number.

3. Explanation of Columns

The following provides an explanation of columns in the tabular lists in section II through VI.

a. Source, Maintenance, and Recoverability Codes (SMR).

NOTE

Common hardware items known to be readily

available in Army supply channels are assigned Maintenance Codes only. Source codes, Recoverability codes, and Maintenance Allowances are not assigned this category.

(1) Source code indicates the selection status and source for the listed item. Source codes used are:

<i>Code</i>	<i>Explanation</i>
P	Repair parts which are stocked in or supplied from the GSA/DSA, or Army supply system and authorized for use at indicated maintenance categories.
P2	Repair parts which are procured and stocked for insurance purposes because the combat or military essentiality of the end item dictates that a minimum quantity be available in the supply system.
M	Repair parts, special tools and test equipment which are not procured or stocked as such, in the supply system, but are to be manufactured at indicated maintenance levels.
A	Assemblies which are not procured or stocked as such, but are made up of two or more units. Such component units carry individual stock numbers and descriptions, are procured and stocked separately and can be assembled to form the required assembly at indicated maintenance categories.
X	Parts and assemblies which are not procured or stocked because the failure rate is normally below that of the applicable end item or component. The failure of such part or assembly should result in retirement of the end item from the supply system.
X1	Repair parts which are not procured or stocked. The requirement for such items will be filled by the next higher assembly or component.
X2	Repair parts, special tools and test equipment which are not stocked and have no foreseen mortality. The indicated maintenance category requiring such repair parts will attempt to obtain them through cannibalization or salvage. The item may be requisitioned with exception date, from the end item manager, for immediate use.
G	Major assemblies that are procured with PEMA funds for initial issue only as exchange assemblies at DSU and GSU level. These assemblies will not be stocked above GS and DS level or returned to depot supply level.

(2) Maintenance code indicates the lowest category of maintenance authorized to install the listed item. The maintenance codes are:

Code	Explanation
O	Organizational maintenance
F	Direct support maintenance
H	General support maintenance
D	Depot maintenance

(3) Recoverability code indicates whether unserviceable items should be returned for recovery or salvage. Items not coded are expendable. Recoverability codes are:

Code	Explanation
R	Applied to repair parts (assemblies and components), special tools and test equipment which are considered economically repairable at direct and general support maintenance levels. When the item is no longer economically repairable, it is normally disposed of at the GS level. When supply considerations dictate, some of these repair parts may be listed for automatic return to supply for depot level repair as set forth in AR 710-50. When so listed, they will be replaced by supply on an exchange basis.
S	Repair parts, special tools, test equipment and assemblies which are economically repairable at DSU and GSU activities and which normally are furnished by supply on an exchange basis. When items are determined by a GSU to be uneconomically repairable, they will be evacuated to a depot for evaluation and analysis before final disposition.
T	Higher dollar value recoverable repair parts, special tools and test equipment which are subject to special handling and are issued on an exchange basis. Such items will be repaired or overhauled at depot maintenance activities only. No repair may be accomplished at lower levels.
U	Repair parts, special tools and test equipment specifically selected for salvage by reclamation units because of precious metal content, critical materials, high dollar value, or reusable casings or castings.

b. Federal Stock Number. Indicates the Federal stock number assigned to the item and will be used for requisitioning purposes.

c. Description. Indicates the Federal item name and any additional description of the item required. Assembly components and subassemblies are indented under major assemblies. The abbreviation "w/e" when used as a part of the nomenclature, indicates the Federal stock number, includes all armament, equipment, accessories, and repair parts issued with the item. A part number or other reference number is followed by the applicable 5-digit Federal supply code for manufacturers in parenthesis. Repair parts quantities included in kits and sets are shown in front of the repair part name. Material required for manufacture or fabrication is identified.

d. Unit of Measure (U/M). A two-character alphabetic abbreviation indicating the amount or quantity of the item upon which the allowance are based, e.g., ft, ea, pr, etc.

e. Quantity Incorporated in Unit. Indicates the quantity of the item used in the assembly group. A "V" appearing in this column in lieu of a quantity indicates that a definite quantity cannot be indicated (e.g., shims, spacers, etc.).

f. Fifteen-Day Organizational Maintenance Allowance.

(1) The allowance columns are divided into four subcolumns. Indicated in each subcolumn opposite the first appearance of each item is the total quantity of the items authorized for the number of equipments supported. Subsequent appearances of the same item will have the letters "REF" in the allowance column. To locate the referenced item, locate the FSN or reference number in the index. The earliest figure and item number is the referenced item. Items authorized for use as required but not for initial stockage are identified with an asterisk in the allowance column.

(2) The quantitative allowance for organizational level of maintenance represents one initial prescribed load for a 15-day period for the number of equipments supported. Units authorized additional prescribed loads, multiply the number of prescribed loads by the quantity in the appropriate density column to determine the number of repair parts authorized.

(3) To determine allowances when supporting more than 100 of these equipments: First divide the number of equipments supported by 100 by moving the decimal two spaces left; second, multiply the result by the quantity in the 51-100 density column. Example, authorized allowance for 51-100 equipments is 12; for 140 equipments, multiply 12 by 1.40 or 16.80 rounded off to 17 parts required.

(4) Subsequent changes to allowance will be limited as follows. No change in the range of items is authorized. If additional items are considered necessary, recommendation should be forwarded to the U.S Army Mobility Equipment Command for exception or revision to the allowance list. Revision to the range of items authorized will be made by the U.S. Army Mobility Edquipment Command based upon engineering experience, demand data, or TAERS information.

g. Thirty-Day DS/GS Maintenance Allowances.

NOTE

Allowances in GS Column are for GS maintenance only.

(1) The allowance columns are divided into

three subcolumns. Indicated in each subcolumn, opposite the first appearance of each item, is the total quantity of items authorized for the number of equipment supported. Subsequent appearance of the same item will have the letters "REF" in the applicable allowance column. To locate the referenced item locate the FSN or reference number in the index. The earliest figure and item number is the referenced item. Items authorized for use as required but not for initial dockage are identified with an asterisk in the allowance column.

(2) The quantitative allowance for GS/DS levels of maintenance will represent initial stockage for a 30-day period for the number of equipments supported.

(3) To determine allowances when supporting more than 100 of these equipments: First, divide the number of equipments supported by 100 by moving the decimal two places left; second, multiply the result by the quantity in the 51-100 density column. Example, authorized allowance for 51-100 equipments is 40; for 150 equipments multiply 40 by 1.50 or 60 parts required.

h. One-Year Allowance Per 100 Equipments/Contingency Planning Purposes. Indicates opposite the first appearance of each item the total quantity required for distribution and contingency planning purposes. The range of items indicates total quantities of all authorized items required to provide for adequate support of 100 equipment for one year. Subsequent appearance of the same item will have the letters "REF" in the allowance column.

i. Depot Maintenance Allowance Per 100 Equipments. Indicates opposite the first appearance of each item the total quantity authorized for depot maintenance of 100 equipments. Subsequent appearances of the same item will have letters "REF" in the allowance column. Items authorized for use as required but not for initial stockage are identified with an asterisk in the allowance column.

j. Illustration. This column is divided as follows:

(1) *Figure number.* Indicates the figure number of the illustration in which the item is shown.

(2) *Item number.* Indicates the callout number used to reference the item in the illustration.

4. Special Information

a. Identification of the usable on codes included in the description column of this publication are:

Code	Used on
A	PU-407/M
B	PU-408/M
C	PU-609/M
D	PU-700/M

NOTE

Items not coded are used on all models.

b. Repair parts mortality has been based on 1,500 hours operation per year.

c. Parts which require manufacture or assembly at a category higher than that authorized for installation will indicate in the source column the higher category.

d. The following publications pertain to the generator sets and their components:

TM 5-6115-239-10	Operator's Manual.
TM 5-6115-247-15	Operator, Organizational, Direct Support, General Support, and Depot Maintenance Manual.
TM 5-6115-425-12	Operator and Organizational Maintenance Manual.
TM 5-6115-425-25P	Organizational, Direct and General Support, and Depot Maintenance Repair Parts and Special Tools Lists.
TM 9-2330-205-14	Operator, Organization, Direct Support, and General Support Maintenance Manual.
TM 9-2320-211-12	Operator and Organizational Maintenance Manual.
TM 9-2320-211-20P	Organizational Maintenance Repair Parts and Special Tools Lists.
TM 9-2320-211-35P	Direct and General Support, and Depot Maintenance Repair Parts, and Special Tools Lists.

e. The same illustrations are used to illustrate the repair parts and special tools listed in both organizational maintenance section and direct support maintenance section.

5. How to Locate Repair Parts

a. When Federal stock number or reference number is unknown:

(1) *First.* Using the the table of contents determine the assembly group within which the repair part belongs. This is necessary since illustrations are prepared for assembly groups, and listings are divided into the same groups.

(2) *Second.* Find the illustration covering the assembly group to which the repair part belongs.

(3) *Third.* Identify the repair part on the illustration and note the illustration figure and item number of the repair part.

(4) *Fourth.* Using the Repair Parts Listings, find the assembly group to which the repair part belongs and locate the illustration figure and item number noted on the illustration.

b. When Federal stock number or reference is known:

(1) *First.* Using the Index of Federal Stock Numbers and Reference Numbers find the pertinent Federal stock number or reference number. This index is in ascending FSN sequence followed by a list of reference numbers in alpha-numeric sequence, cross-referenced to the illustration figure number and item number.

(2) *Second.* Using the Repair Parts Listing, find the assembly group of the repair part and the illustration figure number and item number referenced in the Index of Federal Stock Numbers and Reference Numbers.

c. When the Federal stock number or reference number is known and the repair part is not illustrated:

(1) *First.* Using the Index of Federal Stock Numbers and Reference Numbers find the pertinent Federal stock number or reference number in the section titled "Items Not Illustrated" and note the group number. This section is in ascending FSN sequence followed by a list of reference numbers in alpha-numeric sequence, cross-referenced to assembly group number.

(2) *Second.* Using the Table of Contents,

locate the assembly group number and page number.

(3) *Third.* Using the applicable group number and page number, locate the pertinent stock number or reference number in the Repair Parts Listing. Items which are not illustrated are listed at the end of the assembly group to which they belong.

6. Federal Supply Codes for Manufacturers

Code	Manufacturer
80205	National Aerospace Standards Committee, Aerospace Industries Association of America, Inc.
81348	Federal Specifications Promulgated by General Services Administration
81349	Military Specifications Promulgated by Standardization Div., Directorate of Logistics Services, DSA
88044	Aeronautical Standards Group, Dept. of Navy and Air Force
96906	Military Standards Promulgated by Standardization Div., Directorate of Logistics Services, DSA
97401	Swing Spout Measure Co.
97403	Army Engineers Research and Development Laboratories

7. Recommendations for Maintenance

Publication Improvements

Report of errors, omissions, and recommendations for improving this publication by the user is encouraged. Reports should be submitted on DA Form 2028 (Recommended Changes to Publications) and forwarded direct to Commanding General, U.S. Army Mobility Equipment Command, ATTN: AMSME-MPP, 4300 Goodfellow Boulevard, St. Louis, Mo. 63120.

(1) FEDERAL STOCK NUMBFR	(2) DESCRIPTION	(3) -DAY ORGANIZATIONAL NINTENANCE ALLOWANCE			
		USABLE ON CODE	(a) -5	(b) 1-20	(c) 1-20
	SECTION 11 - PRESCRIBED LOAD ALLOWANCE				
	GROUP 06 - DISTRIBUTION BOXES				
9925-818-4811	CIRCUIT BREAKER: DISTRIBUTION BOX 13214KLA75 (97403)			2	
9935-823-0910	CONNECTOR, RECEPTACLE, ELECTRIC: FACE PANEL W3996 Style D3 (81348)				
6210-067-8366	LENS, INDICATOR LIGHT: PANEL MILL3661-19 Style LC19CHR (81349)		2	2	
6240-223-9105	LAMP GLOW: INDICATOR LIGHT, 90VDC, 65W AC MILL 15098 TYPE HB31 (81349)		4	4	

(1) SMR CODE	(2) FEDERAL STOCK NUMBER	(3) DESCRIPTION REF NUMBER & MFR CODE	(4) USABLE ON CODE	(5) UNITY OF MEAS	(6) QTY INC IN UNITY	(6) 15-DAY ORGANIZATIONAL MAINTENANCE ALW				(7) ILLUS- TRATION	
						(a)	(b)	(c)	(d)	(a)	(b)
						1-5	6-20	21-50	51-100	FIG. NO.	ITEM NO.
		SECTION 111 - REPAIR PARTS FOR ORGANIZATIONAL MAINTENANCE									
		GROUP 01 - GENERATORS									
X20		STUFFING TUBE 13212E3528-7 (97403)	AB	EA	1					1	1
X20		PACKING, PREFORMED MS20775-238 (96906)	AB	EA	1					1	2
X20		CABLE ASSEMBLY, POWER; GENERATOR TO SYNCHRONIZER ASSEMBLY 13214E1433-2 (97403)	A	EA	1					1	3
X20		CABLE ASSEMBLY; BRANCHED ELECTRICAL POWER 13214E1433-4 (97403)	B	EA	1					1	3
0	6115-484-3465	CABLE ASSEMBLY; BRANCH ELECTRICAL POWER, 170 IN. LG 13216E7546-2 (97403)	C	EA	1	•	•	•	•	2	1
		GROUP 02 - TRAILERS									
0	5310-543-4717	NUT, FLAIN, WING; GROUND MTG STUD, BRASS, 3/8-16 THD SIZE MS35425-28 (96906)	AC	EA	1	•	•	•	•	3	1
0	5310-187-2413	WASHER, FLAT, ELECTRICAL; GROUND MTG STUD, 3/8-16 SCREW SIZE AN961-616T (88044)	AC	EA	2	•	•	•	•	3	2
X20		NUT, FLAIN, HEXAGON; GROUND MTG STUD, 3/8-16 SCREW SIZE FFN836TYPE2STYLE2 (81348)	A	EA	1					3	3
X20		NUT, FLAIN, HEXAGON; GROUND MTG STUD, 3/8-16 SCREW SIZE MS16203-39 (96906)	C	EA	1					3	3
0	5310-913-9776	WASHER, LOCK; GROUND MTG STUD, 3/8-16 SCREW SIZE MS35335-91 (96906)	A	EA	1	•	•	•	•	3	4
0	5310-022-8847	WASHER, LOCK; GROUND MTG STUD, 3/8-16 SCREW SIZE MS35333-110 (96906)	C	EA	1	•	•	•	•	3	4
X20		PLATE, IDENTIFICATION; GROUND TERMINAL 13205E4918 (97403)	AC	EA	1					3	5
0	5310-913-9776	WASHER, LOCK; GROUND MTG STUD, 3/8-16 SCREW SIZE MS35335-91 (96906)	A	EA	1	•	•	•	•	3	6
0	5310-022-8847	WASHER, LOCK; GROUND MTG STUD, 3/8-16 SCREW SIZE MS35333-110 (96906)	C	EA	1	•	•	•	•	3	6
0	5310-262-5107	NUT, FLAIN, HEXAGON; GROUND MTG STUD, 3/8-16 SCREW SIZE FFN836TYPE2STYLE2 (81348)	A	EA	1	•	•	•	•	3	7
X20		NUT, FLAIN, HEXAGON; GROUND MTG STUD, 3/8-16 SCREW SIZE MS16203-39 (96906)	C	EA	1					3	7
0	5310-187-2413	WASHER, FLAT, ELECTRICAL; GROUND MTG STUD, 3/8-16 SCREW SIZE AN961-616T (88044)	AC	EA	1	•	•	•	•	3	8
X20		TERMINAL, LUG; GROUND MTG STUD, NO. 6 WIRE, 8 STUD MS20699-110 (96906)	C	EA	1					3	9

(1) SMR CODE	(2) FEDERAL STOCK NUMBER	(3) DESCRIPTION REF NUMBER & MFR CODE	(4) USABLE MEAS ON CODE	(5) UNIT OF MEAS IN LUMP SUM	(6) 15-DAY ORGANIZATIONAL MAINTENANCE ALLOW	(7) ILLUS- TRATION					
						(a) (b) (c) (d)				(a)	(b)
						1-5	6-20	21-50	51-100	FIG. NO.	ITEM NO.
M O		WIRE, GROUND QOW343TYPERCLASS1 (81 348) MANUFACTURE FROM:	AC						3	10	
P O	6115-395-8799	WIRE, ELECTRICAL, 6 FT REQUIRED									
P O	5310-187-2413	WASHER, FLAT, ELECTRICAL: GROUND MTG STUD, 3/8-16 SCREW SIZE AN961-616T (88044)	AC	EA	1			*	3	11	
P O	5310-903-3994	NUT, PLAIN, HEXAGON: GROUND MTG STUD, 3/8-16 THD SIZE MS51969-3 (96906)	A	EA	1			*	3	12	
P O	5310-584-7995	NUT, PLAIN HEXAGON: GROUND MTG	C	EA	1			*	3	12	
X20		STUD, GROUNDING: TRAILER 13214E1 223 (97403)	AC	EA	1				3	13	
P O	5310-984-3806	NUT, SELF-LOCKING: SHEAR PIN MTG SCREW, 5/16-18 THD SIZE MS51922-9 (96906)	AC	EA	4			*	3	14	
P O	5310-087-7493	WASHER, FLAT: SHEAR PIN MTG, 5/16-18 SCREW SIZE MS27183-13 (96906)	AC	EA	4			*	3	15	
P O	5306-225-8505	SCREW, CAP, HEXAGON HEAD: SHEAR PIN MTG, 5/16-18 THD SIZE, 2 1/4 IN. LG MS90725-41 (96906)	AC	EA	4			*	3	16	
K20		PIN, SHEAR: TRAILER PLATFORM LOCKING 13214E1 254-1 (97403)	A	EA	2				3	17	
K20		PIN, SHEAR: TRAILER PLATFORM LOCKING, 7 1/2 IN. LG 13214E1 254-2 (97403)	C	EA	2				3	17	
		GROUP 03 - SKID PLATFORM									
P O	5310-543-4717	NUT, PLAIN, WING: GROUNDING STUD MTG, 3/8-16 SCREW SIZE MS35425-28 (96906)	BD	EA	1			*	4	26	
P O	5310-185-0113	WASHER, FLAT, ELECTRICAL: GROUNDING STUD, 3/8-16 SCREW SIZE AN961-516 (88044)	BD	EA	1			*	4	27	
X20		NUT, PLAIN, HEXAGON: GROUNDING STUD, 3/8-16 THD SIZE MS16203-39 (96906)	BD	EA	1				4	28	
X20		WASHER, FLAT, ELECTRICAL: GROUNDING STUD, 3/8-16 SCREW SIZE AN961-516 (88044)	BD	EA	1				4	29	
K20		TERMINAL, LUG: NO. 6 WIRE SIZE, 3/8 IN. DIA MS20659-110 (96906)	BD	EA	1				4	30	
P O		WIRE, GROUND QOW343TYPERCLASS1 (81 348) MANUFACTURE FROM:	BD	EA	1				4	31	
P O	6145-395-8799	WIRE, ELECTRICAL, LENGTH AS REQUIRED									
K20		WASHER, FLAT, ELECTRICAL: GROUNDING STUD, 3/8-16 SCREW SIZE AN961-516 (88044)	BD	EA	1				4	32	
K20		NUT, PLAIN HEXAGON: GROUNDING STUD, 3/8-16 THD SIZE MS16203-39 (96906)	BD	EA	1				4	33	

(1) SMR CODE	(2) FEDERAL STOCK NUMBER	(3) DESCRIPTION REF NUMBER & MFR CODE	(4) USABLE ON CODE	(5) UNIT OF MEAS	(6) QTY INC IN UNIT	(6) 15-DAY ORGANIZATIONAL MAINTENANCE ALW				(7) ILLUS- TRATION	
						(a)	(b)	(c)	(d)	(e)	(f)
						1-5	6-20	21-30	31-100	FIG. NO.	ITEM NO.
P 0	5310-913-9776	WASHER, LOCK; GROUNDING STUD, 3/8-16 SCREW SIZE MS35335-91 (96906)	BD	EA	2	•	•	•	•	4	34
X20		NUT, PLAIN, HEXAGON; GROUNDING STUD, 3/8-16 THD SIZE MS16203-39 (96906)	BD	EA	1					4	35
X20		STUD, GROUNDING 13214E1223 (97403)	BD	EA	1					4	36
		GROUP 05 = BRACKETS, BRACES, MOUNTING BASES, FRAMES AND ACCESSORY BOXES									
P 0	5310-088-1251	NUT, SELF-LOCKING, HEXAGON; SPRING CLIP MTG SCREW, 1/4-20 SCREW SIZE MS91922-1 (96906)		EA	4	•	•	•	•	7	1
X20		WASHER, FLAT; SPRING CLIP MTG SCREW, 1/4-20 SCREW SIZE MS27183-10 (96906)		EA	4					7	2
P 0	5305-068-0502	SCREW, CAP, HEXAGON HEAD; SPRING CLIP MTG, 1/4-20 THD SIZE, 3/4 IN. LG MS90725-6 (96906)		EA	4	•	•	•	•	7	3
X20		WASHER, FLAT; SPRING CLIP MTG SCREW, 1/4-20 SCREW SIZE MS27183-10 (96906)		EA	4					7	4
X20		CLIP, SPRING; SLEDGE HAMMER 13214E1213-1 (97403)		EA	4					7	5
P 0	5310-088-1251	NUT, SELF-LOCKING; BRACKET MTG SCREW, 1/4-20 SCREW SIZE MS91922-1 (96906)		EA	8	•	•	•	•	7	6
X20		WASHER, FLAT; BRACKET MTG SCREW, 1/4-20 SCREW SIZE MS27183-10 (96906)		EA	8					7	7
P 0	5305-068-0502	SCREW, CAP, HEXAGON HEAD; BRACKET MTG, 1/4-20 THD SIZE, 3/4 IN. LG MS90725-6 (96906)		EA	8	•	•	•	•	7	8
X20		WASHER, FLAT; BRACKET MTG SCREW, 1/4-20 SCREW SIZE MS27183-10 (96906)		EA	8					7	9
X20		BRACKET ASSEMBLY, SLEDGE HAMMER 13214E1214 (97403)		EA	4					7	10
P 0	5310-087-4652	NUT, SELF-LOCKING; BRACKET MTG SCREW, 3/8-16 SCREW SIZE MS91922-17 (96906)		EA	24	•	•	•	•	8	1
P 0	5310-080-6004	WASHER, FLAT; BRACKET MTG SCREW, 3/8-16 SCREW SIZE MS27183-14 (96906)		EA	24	•	•	•	•	8	2
P 0	5305-984-5691	SCREW, MACHINE, PAN HEAD; BRACKET MTG, 3/8-16 THD SIZE 1 IN. LG MS35206-311 (96906)		EA	24	•	•	•	•	8	3
X20		BRACKET; FIRE EXTINGUISHER, 5 LB 13214E1235 (97403)		EA	6					8	4
X20	5310-732-0558	NUT, PLAIN, HEXAGON; HOLD-DOWN ROD, 3/8-16 SCREW SIZE MS91967-8 (96906)	A	EA	4	•	•	•	•	9	1
X20		WASHER, LOCK, SPRING; HOLD-DOWN ROD, 3/8-16 SCREW SIZE MS35340-46 (96906)	A	EA	4					9	2
P 0	5310-080-6004	WASHER, FLAT; HOLD-DOWN ROD 3/8-16 SCREW SIZE MS27183-14 (96906)	A	EA	4	•	•	•	•	9	3

(1) MFR CODE	(2) FEDERAL STOCK NUMBER	(3) DESCRIPTION REF NUMBER & MFR CODE	USABLE OM CODE	TY IC NT	(6) 15-DAY ORGANIZATIONAL MAINTENANCE ALLOW				(7) CLASSIFICATION		
					(a)	(b)	(c)	(d)	(e)	(f)	
					1-5	6-20	21-50	51-100		ITEM NO.	
X20		FRAME, HOLD-DOWN: SYNCHRONIZER ASSEMBLY 13214E1 418 (97403)	A	A	1						4
X20		NUT, PLAIN, HEXAGON: U-BOLT MTG, 3/8-24 THD SIZE MS35691-21 (96906)	A	A	8						5
0	31 0-637-9941	WASHER, LOCK: U-BOLT MTG, 3/8-16 SCREW SIZE MS35338-46 (96906)	A	A	8	*	*	*	*		6
X20		PACER: U-BOLT MTG 13214E1 420 (97403)	A	A	4						7
0	310-080-6004	WASHER, FLAT: U-BOLT MTG, 3/8-16 SCREW SIZE MS27183-14 (96906)	A	A	8	*	*	*	*		8
20		NUT, PLAIN, HEXAGON: U-BOLT MTG, 3/8-24 THD SIZE MS35691-21 (96906)	A	A	8						9
0	306-993-3626	BOLT, U: HOLD-DOWN ROD, CADMIUM PLATED, 3/8-24 THD SIZE, 1 1/4 IN. LG N (80205)	A	A	4	*	*	*	*		10
20		ROD, HOLD-DOWN: SYNCHRONIZER ASSEMBLY, HOLD-DOWN FRAME 13214E1 419 (97403)	A	A	4						11
X20		BRACKET: SYNCHRONIZER ASSEMBLY 13214E1 432 (97403)	A	A	4						12
20		HOSE, CAN, FLEXIBLE MILS1205 (81 349)	AB	U	2						13
0	240-222-308E	CAN, GASOLINE: 5 GALLON MILITARY MILCT 263 (81349)	AB	E	2	*	*	*	*		14
0	31 2-087-4652	NUT, SELF-LOCKING: BRACKET MTG SCREW, 3/8-16 THD SIZE MS51922-17 (96906)	AB	E	11	*	*	*	*		15
0	310-000-6004	WASHER, FLAT: BRACKET MTG SCREW, 3/8-16 SCREW SIZE MS27183-14 (96906)	AB	E	11	*	*	*	*		16
0	305-267-321	SCREW, CAP, HEXAGON HEAD: BRACKET MTG, 3/8-16 THD SIZE, 7/8 IN. LG MS90725-51 (96906)	AB	E	1				*		17
20		BRACKET ASSEMBLY, LIQUID CONTAINER: 5 GAL MS53052-1 (96906)	AB	E							18
0	31 0-084-380	NUT, SELF-LOCKING: ACCESSORY BOX MTG SCREW, 5/16-18 SCREW SIZE MS51922-9 (96906)	AC	E					*		19
0	5310-087-743	WASHER, FLAT: ACCESSORY BOX MTG SCREW, 5/16-18 SCREW SIZE MS27183-13 (96906)	AC	E					*		20
0	5306-225-743	SCREW, CAP, HEXAGON HEAD: ACCESSORY BOX MTG, 5/16-18 THD SIZE, 7/8 IN. LG MS90725-33 (96906)	AC	E					*		21
20		BOX, ACCESSORY 13214E1256 (97403)	AC	E							22
X20		NUT, PLAIN, WING: HOLD-DOWN ROD, 3/8-16 THD SIZE MS35425-42 (96906)	AC	E							23
X20		WASHER, LOCK, SPRING: HOLD-DOWN ROD, 3/8-16 SCREW SIZE MS35340-46 (96906)	AC	E							24

(1) MFR CODE	(2) FEDERAL STOCK NUMBER	DESCRIPTION REF NUMBER & MFR CODE	4) USABLE ON CODE	(5) UNIT OF MEAS QTY NC N MNT	(6) 15-DAY ORGANIZATIONAL MAINTENANCE ALW				(7) ILLUS- TRATION		
					(a)	(b)	(c)	(d)	a)	(b)	
					1-5	6-20	21-50	51-100	FIG. NO.	ITEM NO.	
X20		WASHER, FLAT: HOLD-DOWN ROD, 3/8-16 SCREW SIZE MS27183-14 (96906)	AC	EJ	8					11	3
X20		WASHER, SPRING: HOLD-DOWN ROD MS16962-77 (96906)	AC	EJ	8					11	4
X20		ROD, HOLD-DOWN: ACCESSORY BOX, 18 IN. LG 13214E1430-3 (97403)	AC	EJ	8					11	5
X20		FRAME: ACCESSORY BOX 13214E1431 (97403)	AC	EJ	2					11	6
X20		BOX, ACCESSORY 13214E1429 (97403)	AC	EA	2					11	7
X20		BASE: ACCESSORY BOX 13214E1428 (97403)	AC	EA	2					11	8
X20		ROD AND CLAMP, HOLD-DOWN: DISTRIBUTION BOX 13214E1430-1 (97403)	AC	EA	8					11	9
X20		NUT, FLAIN, WING: HOLD-DOWN ROD, 3/8-16 THD SIZE MS35425-42 (96906)	AC	EJ	1					11	10
X20		WASHER, LOCK, SPRING: HOLD-DOWN ROD, 3/8-16 SCREW SIZE MS35340-46 (96906)	AC	EA	1					11	11
X20		WASHER, FLAT: HOLD-DOWN ROD, 3/8-16 SCREW SIZE MS27183-14 (96906)	AC	EA	1					11	12
X20		ROD, HOLD-DOWN: DISTRIBUTION BOX, 9.5 IN. LG 13214E1430-2 (97403)	AC	EA	1					11	13
0	315-844-5831	WASHER, SPRING: HOLD-DOWN ROD MS16962-77 (96906)	AC	EA	8	*	*		*	11	14
0	310-088-1291	NUT, SELF-LOCKING, HEXAGON: BASE MTG SCREW, 1/4-20 SCREW SIZE MS51922-1 (96906)	AC	EA	12	*	*		*	11	15
X20		WASHER, FLAT: BASE MTG SCREW, 1/4-20 SCREW SIZE MS27183-10 (96906)	AC	EA	12					11	16
0	305-158-5247	SCREW, MACHINE: BASE MTG, CORROSION RESISTANT STEEL HEAD, 1/4-20 SCREW SIZE, 1 IN. LG MS35190-291 (96906)	AC	EJ	12				*	11	17
X20		BASE, DISTRIBUTION BOX 13214E1428 (97403)	A	EA	1					11	18
X20		BASE, DISTRIBUTION BOX 13214E1427 (97403)	C	EA	1					11	18
0	310-087-4692	NUT, SELF-LOCKING HEXAGON: BASE MTG SCREW, 3/8-16 SCREW SIZE MS51922-17 (96906)	AC	EA	2	*	*		*	11	1
0	310-080-6004	WASHER, FLAT: BASE MTG SCREW, 3/8-16 SCREW SIZE MS27183-14 (96906)	AC	EJ	14				*	11	2
0	305-269-3218	SCREW, CAP, HEXAGON HEAD: BASE MTG, 3/8-16 THD SIZE, 2 1/2 IN. LG MS90725-68 (96906)	AC	EJ	2				*	11	3
X20		BASE, CABLE REEL MOUNTING 13214E1424 (97403)	AC	EJ	1					11	4

(1) SMB CODE	(2) FEDERAL STOCK NUMBER	(3) DESCRIPTION REF NUMBER & MFR CODE	(4) USABLE ON CODE	5	Y	(6)				(7)	
						S-D M	ORGANIZ ENANCE	IONAL	ILLUS- TRATION	(8)	
										(a) -5	(b) 6-20
0	310-088-1251	NUT, SELF-LOCKING, HEXAGON; BRACKET MTG SCREW, 1/4-20 SCREW SIZE MS51922-1 (96906)	AC	EA	4	*	*	*		2	5
X20		WASHER, FLAT: BRACKET MTG SCREW, 1/4-20 SCREW SIZE MS27183-10 (96906)	AC	EA	8					21	6
0	305-225-3840	SCREW, CAP, HEXAGON HEAD: BRACKET MTG, 1/4-20 THD SIZE, 7/8 IN. LG MS90725-7 (96906)	AC	EA	4	*	*	*		2	7
X20		BRACKET: ELECTRICAL CONNECTOR 13216E7424 (97403)	AC	EA	2					2	8
0	310-584-7995	NUT, PLAIN, HEXAGON; COPPER, SILVER GROUNDING WIRE MTG, 3/8-16 THD SIZE MS16203-27 (96906)	C	EA	1	*	*	*			
0	310-022-8847	WASHER, LOCK, FLAT: INTERNAL TOOTH, GROUNDING WIRE MTG SCREW, 3/8-16 SCREW SIZE MS35333-110 (96906)	C	EA	1	*	*	*			
0	310-187-2413	WASHER, FLAT: ELECTRICAL BRASS, GROUNDING WIRE MTG SCREW, 3/8-16 SCREW SIZE AN961-616T (88044)	C	EA	1	*	*	*			3
0		WIRE, ELECTRICAL: GROUNDING, UNINSULATED COPPER ODW343TYPEBCLASS1 (81 348) MANUFACTURE FROM:	C	EA	1						4
0	145-395-8799	WIRE, ELECTRICAL, 18 IN. REQUIRED,									
0	940-115-4992	LUG, TERMINAL, 2 EA, MS20659-110 (96906)									
0	310-187-2413	WASHER, FLAT: ELECTRICAL BRASS, GROUNDING WIRE MTG SCREW, 3/8-16 SCREW SIZE AN961-616T (88044)	C	EA	1	*	*	*			5
20		SCREW, CAP, HEXAGON HEAD: GROUNDING WIRE MTG, 3/8-16 THD SIZE, 1 IN. LG MS35309-369 (96906)	C	EA	1						6
0	310-225-6993	NUT, SELF-LOCKING, HEXAGON: SWITCH BOX MTG SCREW, 1/2-13 SCREW SIZE MS51922-33 (96906)	C	EA	4	*	*	*			7
0	310-303-5996	WASHER, FLAT: SWITCH BOX MTG SCREW, 1/2-13 SCREW SIZE MS27183-10 (96906)	C	EA	1						8
0	305-071-1761	SCREW, CAP, HEXAGON HEAD: SWITCH BOX MTG, 1/2-13 THD SIZE, 1 1/8 IN. LG MS90725-110 (96906)	C	EA	1					13	9
20		NUT, PLAIN: BRASS, GROUND STRAP MTG SCREW, DISTRIBUTION BOX, 3/8-16 SCREW SIZE FFW836TYPE2STYLE1 (81348)	A	EA						14	1
0	310-584-7995	NUT, PLAIN, HEXAGON: COPPER ALLOY, GROUND STRAP MTG SCREW, DISTRIBUTION BOX, 3/8-16 SCREW SIZE MS16203-27 (96906)	C	EA						14	1
0	310-913-9774	WASHER, LOCK, FLAT: EXTERNAL TOOTH, BRASS, GROUND STRAP MTG SCREW, 3/8-16 SCREW SIZE MS35333-91 (96906)	AC	EA						4	2
20		LEAD, ELECTRICAL: GROUND STRAP, 12 1/2 IN. LG MS35915-4 (96906)	A	EA						14	3

(1) SNR CODE	(2) FEDERAL STOCK NUMBER	(3) DESCRIPTION REF NUMBER & MFR CODE	(4) USABLE ON CODE	(5) UNIT OF MEAS	(6) QTY INC IN UMBT	(6) 15-DAY ORGANIZATIONAL MAINTENANCE ALW				(7) ILLUS- TRATION	
						(a)	(b)	(c)	(d)	(e)	(f)
						1-5	6-20	21-50	51-100	FIG. NO.	ITEM NO.
K20		SCREW, CAP, HEXAGON HEAD: BRASS, GROUND, STRAP MTG, 3/8-16 THD SIZE, 1 IN. LG MS35309-360 (96906)	AC	EA	1					14	4
K20		SCREW, CAP, HEXAGON HEAD: GROUND STRAP MTG, 3/8-16 THD SIZE, 1 1/4 IN. LG MS35309-362 (96906)	C	EA	1					14	4
K20		STUD, GROUNDING: GROUND STRAP MTG 13214E1223 (97403)	BD	EA	2					14	4
0	5310-087-4652	NUT, SELF-LOCKING, HEXAGON: BRACKET MTG SCREW, 3/8-16 SCREW SIZE MS51922-17 (96906)	AC	EA	4	•	•	•	•	14	5
0	5310-080-6004	WASHER, FLAT: BRACKET MTG SCREW, 3/8-16 SCREW SIZE MS27183-14 (96906)	AC	EA	8	•	•	•	•	14	6
0	5305-269-3211	SCREW, CAP, HEXAGON HEAD: BRACKET MTG, 3/8-16 THD SIZE, 1 IN. LG MS90725-60 (96906)	A	EA	2	•	•	•	•	14	7
0	5305-269-3212	SCREW, CAP, HEXAGON HEAD: BRACKET MTG, 3/8-16 THD SIZE, 1 1/8 IN. LG MS90725-61 (96906)	C	EA	2	•	•	•	•	14	7
20		BRACKET, SUPPORT: DISTRIBUTION BOX 13214E1422 (97403)	AC	EA	2					14	8
0	5310-087-4652	NUT, SELF-LOCKING, HEXAGON: BRACKET MTG SCREW, 3/8-16 SCREW SIZE MS51922-17 (96906)	AC	EA	4	•	•	•	•	14	9
0	5310-080-6004	WASHER, FLAT: BRACKET MTG SCREW, 3/8-16 SCREW SIZE MS27183-14 (96906)	AC	EA	8	•	•	•	•	14	10
0	5305-269-3211	SCREW, CAP, HEXAGON HEAD: BRACKET MTG, 3/8-16 THD SIZE, 1 IN. LG MS90725-60 (96906)	AC	EA	4	•	•	•	•	14	11
K20		BRACKET, SUPPORT: DISTRIBUTOR BOX 13214E1422 (97403)	AC	EA	2					14	12
0	5310-087-4652	NUT, SELF-LOCKING, HEXAGON: BRACE MTG SCREW, 3/8-16 SCREW SIZE MS51922-17 (96906)	AC	EA	2	•	•	•	•	14	13
0	5310-080-6004	WASHER, FLAT: BRACE MTG SCREW, 3/8-16 SCREW SIZE MS27183-14 (96906)	AC	EA	4	•	•	•	•	14	14
0	5305-269-3218	SCREW, CAP, HEXAGON HEAD: BRACE MTG, 3/8-16 THD SIZE, 2 1/2 IN. LG MS50725-66 (96906)	AC	EA	2	•	•	•	•	14	15
0	5310-087-4652	NUT, SELF-LOCKING, HEXAGON: BRACE MTG SCREW, 3/8-16 SCREW SIZE MS51922-17 (96906)	AC	EA	2	•	•	•	•	14	16
0	5310-080-6004	WASHER, FLAT: BRACE MTG SCREW, 3/8-16 SCREW SIZE MS27183-14 (96906)	AC	EA	4	•	•	•	•	14	17
0	5305-269-3218	SCREW, CAP, HEXAGON HEAD: BRACE MTG, 3/8-16 THD SIZE, 2 1/2 IN. LG MS90725-66 (96906)	AC	EA	2	•	•	•	•	14	15
K20		BRACE: DIM A 38, 40, OUTSIDE, DISTRIBUTION BOX 13214E1423-2 (97403)	AC	EA	2					14	19
0	5310-087-4652	NUT, SELF-LOCKING, HEXAGON: BRACKET MTG SCREW, 3/8-16 SCREW SIZE MS51922-17 (96906)	AC	EA	4	•	•	•	•	14	20

(1) PDR CODE	(2) FEDERAL STOCK NUMBER	DESCRIPTION REF NUMBER & MFR CODE	USABLE ON CODE	(6) DAY ORGANIZATIONAL MAINTENANCE ALW				(7) ILLU- STRATION	
				(a)	(b)	(c)	(d)	(e)	(f) ITEM NO.
				5	20	1-5	100		
P O	5310-080-600	WASHER, FLAT; BRACKET MTG SCREW, 3/8-16 SCREW SIZE MS27183-14 (96906)	AC	8	*	*	*	4	21
P O	5305-269-321	SCREW, CAP, HEXAGON HEAD: BRACKET MTG, 3/8-16 THD SIZE, 1 IN. LG MS90725-60 (96906)	AC	4	*	*	*	4	22
X20		BRACKET, SUPPORT; DISTRIBUTION BOX 13214E1422 (97401)	AC	2				4	3
P O	5310-087-465	NUT, SELF-LOCKING, HEXAGON: BRACKET MTG SCREW, 3/8-16 SCREW SIZE MS51922-17 (96906)	AC	4	*	*	*	4	4
P O	5310-080-600	WASHER, FLAT; BRACKET MTG SCREW, 3/8-16 SCREW SIZE MS27183-14 (96906)	AC	8	*	*	*	4	5
P O	5305-269-321	SCREW, CAP, HEXAGON HEAD: BRACKET MTG, 3/8-16 THD SIZE, 1 1/8 IN. LG MS90725-60 (96906)	A	2	*	*	*	4	16
P O	5305-269-321	SCREW, CAP, HEXAGON HEAD: BRACKET MTG, 3/8-16 THD SIZE, 1 1/8 IN. LG MS90725-61 (96906)	C	2	*	*	*	4	16
X20		BRACKET, SUPPORT; DISTRIBUTION BOX 13214E1422 (97403)	A	1				4	27
X20		BRACKET, SUPPORT; DISTRIBUTION BOX 13216E7542 (97403)	C	1				4	27
P O	5310-087-465	NUT, SELF-LOCKING, HEXAGON: BRAC MTG SCREW, 3/8-16 SCREW SIZE MS51922-17 (96906)	AC	2	*	*	*	4	28
P O	5310-080-600	WASHER, FLAT; BRACE MTG SCREW, 3/8-16 SCREW SIZE MS27183-14 (96906)	AC	1	*	*	*	4	29
P O	5305-269-321	SCREW, CAP, HEXAGON HEAD: BRACE MTG, 3/8-16 THD SIZE, 2 1/2 IN. LG MS90725-68 (96906)	AC		*	*	*	1	30
P O	5310-087-465	NUT, SELF-LOCKING, HEXAGON: BRACE MTG SCREW, 3/8-16 SCREW SIZE MS51922-17 (96906)	AC		*	*	*	1	31
P O	5310-080-600	WASHER, FLAT; BRACE MTG SCREW, 3/8-16 SCREW SIZE MS27183-14 (96906)	AC	1	*	*	*	1	32
P O	5305-269-321	SCREW, CAP, HEXAGON HEAD: BRACE MS90725-68 (96906)	AC	EA	*	*	*	1	33
X20		BRACE: DIM A 37, 60, INSIDE, DISTRIBUTION BOX 13214E1423-1 (97403)	AC					1	34
P O	5310-087-465	NUT, SELF-LOCKING, HEXAGON: BASE MTG SCREW, 3/8-16 THD SIZE MS51922-17 (96906)	AC		*	*	*	1	35
P O	5310-080-600	WASHER, FLAT: BASE MTG SCREW, 3/8-16 SCREW SIZE MS27183-14 (96906)	AC		*	*	*	1	36
P O	5305-269-321	SCREW, CAP, HEXAGON HEAD: BASE MTG SCREW, 3/8-16 THD SIZE, 1 IN. LG MS90725-60 (96906)	A	EA	*	*	*	1	37
P O	5305-269-321	SCREW, CAP, HEXAGON HEAD: BASE MTG, 3/8-16 THD SIZE, 1 1/4 IN. LG MS90725-62 (96906)	C	EA	*	*	*	1	37

(1) SUP CODE	(2) FEDERAL STOCK NUMBER	(3) DESCRIPTION REF NUMBER & MFR CODE	(4) USABLE ON CODE	(5) UNIT OF MEAS	(6) QTY INC IN UNIT	(6) 15-DAY ORGANIZATIONAL MAINTENANCE ALW				(7) ILLUS- TRATION	
						(a)	(b)	(c)	(d)	(a)	(b)
						1-5	6-20	21-50	51-100	FIG. NO.	ITEM NO.
P O	5310-087-4652	NUT, SELF-LOCKING, HEXAGON: BASE MTG SCREW, 3/8-16 THD SIZE MS91922-17 (96906)	AC	EA	5	*	*	*	*	14	38
P O	5310-080-6004	WASHER, FLAT: BASE MTG SCREW, 3/8-16 SCREW SIZE MS27183-14 (96906)	AC	EA	10	*	*	*	*	14	39
P O	5305-269-3212	SCREW, CAP, HEXAGON HEAD: BASE MTG, 3/8-16 SCREW SIZE MS90725-61 (96906)	AC	EA	5	*	*	*	*	14	40
X20		BASE, DISTRIBUTION BOX MOUNTING 13214E1421 (97403)	A	EA	1					14	41
X20		BASE, DISTRIBUTION BOX MOUNTING 13216E7537 (97403)	C		1					14	41
X20		HOLD-DOWN, REEL: 16.36 IN. LG 13214E1426-1 (97403)	AC	FA	2					15	1
X20		HOLD-DOWN, REEL: 23 7/8 IN. LG 13214E1426-2 (9703)	BD	EA	12					15	1
X20		CABLE ASSEMBLY, POWER: DISTRIBUTION BOX 13214E1433-1 (97403)	A	EA	1					15	2
X20		CABLE ASSEMBLY, POWER: DISTRIBUTION BOX 13216E7429 (97403)	A	EA	2					15	2
P O	6150-949-0451	CABLE ASSEMBLY: BRANCH ELECTRICAL POWER, DISTRIBUTOR BOX 13214E1433-3 (97403)	B	EA	1	*	*	*	*	15	2
P O	6115-484-3466	CABLE ASSEMBLY, POWER: DISTRIBUTION BOX, 138 IN. LG 13216E7546-1 (97403)	C	EA	1	*	*	*	*	15	2
X20		CABLE ASSEMBLY: BRANCH ELECTRICAL POWER, DISTRIBUTOR BOX 13216E7546-3 (97403)	D	EA	1					15	2
X20		ADAPTER, POWER CABLE 13214E7478 (97403)	D	EA	1					15	3
X20		REEL: CABLE 13214E1425 (97403)		EA	36					15	4
P O	5310-087-4652	NUT, SELF-LOCKING: ACCESSORY BOX MTG SCREW, 3/8-16 SCREW SIZE MS91922-17 (96906)	BD	EA	12	*	*	*	*	16	1
P O	5310-080-6004	WASHER, FLAT: ACCESSORY BOX MTG SCREW, 3/8-16 SCREW SIZE MS27183-14 (96906)	BD	EA	24	*	*	*	*	16	2
P O	5305-269-4511	SCREW, CAP, HEXAGON HEAD: ACCESSORY BOX MTG, 3/8-16 THD SIZE, 1 3/8 IN. LG MS90725-63 (96906)	BD	EA	12	*	*	*	*	16	3
X20		BOX, ACCESSORY 13214E1453 (97403)	BD	EA	2					16	4
X20		SPREADER, SLING 13214E1459 (97403)	BD	EA	2					16	5
P O	5310-088-1251	NUT, SELF-LOCKING, HEXAGON: CLAMP MTG SCREW, 1/4-20 SCREW SIZE MS91922-1 (96906)	AB	EA	8	*	*	*	*	16	6
X20		WASHER, FLAT: CLAMP MTG SCREW, 1/4-20 SCREW SIZE MS27183-10 (96906)	AB	EA	16					16	7
P O	5305-958-5247	SCREW, MACHINE: CLAMP MTG, 1/4-20 THD SIZE, 1 IN. LG MS35190-291 (96906)	A	EA	4	*	*	*	*	16	8

(1) SMR CODE	(2) FEDERAL STOCK NUMBER	(3) DESCRIPTION IEF NUMBER & MFR CODE	USABLE ON CODE	IT F MEAS	(5) QTY INC IN UNIT	(6) 15-DAY ORGANIZATIONAL MAINTENANCE ALW				(7) ILLUS- TRATION	
						(a)	(b)	(c)	(d)	(b) ITEM NO.	(c) ITEM NO.
						1-5	6-20	21-50	51-100		
P 0	5305-958-5246	SCREW, MACHINE: CLAMP MTG, 1/4-20 THD SIZE, 3/4 IN. LG MS35190-289 (96906)	B	EA	4	*	*	*	*	5	8
X20		CLAMP, GROUND ROD 13212E3617-1 (97403)	AB	EA	4					6	9
X20		LADDER 13205E1449 (97403)	BD	EA	2					6	10
X20		NUT, PLAIN, WING: HOLD-DOWN ROD, 3/8-16 THD SIZE MS3525-42 (96906)	BD	EA	16					7	1
X20		WASHER, LOCK, SPRING: HOLD-DOWN ROD, 3/8-16 SCREW SIZE MS35340-46 (96906)	BD	EA	16					7	2
X20		WASHER, FLAT: HOLD-DOWN ROD, 3/8-16 SCREW SIZE MS27183-14 (96906)	BD	EA	16					7	3
X20		FRAME, DISTRIBUTION BOX 13214E1431 (97403)	BD	EA	4					7	4
X20		BASE, DISTRIBUTION BOX 13214E1456 (97403)	BD	EA	8					7	5
P 0	5315-844-5831	PIN, SPRING: TUBULAR HOLD-DOWN ROD, 3/8 IN. DIA, 1 IN. LG MS16562-77 (96906)	BD	EA	16		*	*	*	7	6
X20		ROD, HOLD-DOWN: FIRST BOX, PORTABLE DISTRIBUTION 13214E1430-4 (97403)	BD	EA	16					7	7
P 0	5310-086-1251	NUT, SELF-LOCKING: BASE MTG SCREW, 1/4-20 SCREW SIZE MS31922-1 (96906)	BD	EA	16	*	*	*	*	17	8
X20		WASHER, FLAT: BASE MTG SCREW, 1/4-20 SCREW SIZE MS27183-10 (96906)	BD	EA	16					17	9
P 0	5305-958-5247	SCREW, MACHINE: BASE MTG, 1/4-20 THD SIZE, 2 IN. LG MS35190-291 (96906)	BD	EA	16	*	*	*	*	17	10
X20		BASE, DISTRIBUTION BOX 13214E1457 (97403)	BD	EA	4					17	11
P 0	5306-933-0594	BOLT, HOOK, TURNBUCKLE: ACCESSORY BOX, 5/16-18 THD SIZE, 4 1/2 IN. LG MS27953-4 (96906)	BD	EA	4	*	*	*	*	18	1
X20		BODY, TURNBUCKLE: ACCESSORY BOX MS27953-2 (96906)	BD	EA	4					18	2
P 0	5310-959-7604	NUT, SELF-LOCKING: U-BOLT MTG, 1/4-20 SCREW SIZE MS31922-5 (96906)	BD	EA	8	*	*	*	*	18	3
X20		WASHER, FLAT: U-BOLT MTG, 1/4-20 SCREW SIZE MS27183-10 (96906)	BD	EA	8					18	4
P 0	5306-993-3611	BOLT, U: TURNBUCKLE, CADMIUM PLATED MS3104-5-8 (80205)	BD	EA	4	*	*	*	*	11	5
P 0	5306-990-8791	BOLT, EYE, TURNBUCKLE MS27950-3 (96906)	BD	EA	4	*	*	*	*	11	6
X20		BOX, ACCESSORY 13214E1455 (97403)	BD	EA	2					11	7
P 0	5310-087-465	NUT, SELF-LOCKING, HEXAGON: BRACKET MTG SCREW, 3/8-16 SCREW SIZE MS31922-17 (96906)	BD	EA	8	*	*	*	*	11	8

(1) MFR CODE	(2) FEDERAL STOCK NUMBER	(3) DESCRIPTION REF NUMBER & MFR CODE	(4) USABLE ON CODE	(5) UNIT OF MEAS	(6) QTY INC IN UNIT	(6) 15-DAY ORGANIZATIONAL MAINTENANCE ALW				(7) ILLUS- TRATION	
						(a)	(b)	(c)	(d)	(a)	(b)
						1-5	6-20	21-50	51-100	FIG. NO.	ITEM NO.
P O	531 0-080-6004	WASHER, FLAT: BRACKET MTG SCREW, 3/8-16 SCREW SIZE MS27183-14 (96906)	BD	EA	16	*	*	*	*	18	9
P O	5310-637-9541	WASHER, LOCK: BRACKET MTG SCREW, 3/8-16 SCREW SIZE MS35338-46 (96906)	BD	EA	8	*	*	*	*	18	10
P O	5305-269-4511	SCREW, CAP, HEXAGON HEAD: BRACKET MTG, 3/8-16 THD SIZE, 1 3/8 IN. LG MS90725-63 (96906)	BD	EA	8	*	*	*	*	18	11
P O	5310-087-4652	NUT, SELF-LOCK ING, HEXAGON: BRACKET MTG SCREW, 3/8-16 SCREW SIZE MS51922-17 (96906)	BD	EA	8	*	*	*	*	18	12
P O	5310-080-6004	WASHER, FLAT: BRACKET MTG SCREW, 3/8-16 SCREW SIZE MS27183-14 (96906)	BD	EA	16	*	*	*	*	18	13
P O	5305-269-3214	SCREW, CAP, HEXAGON HEAD: BRACKET MTG, 3/8-16 THD SIZE, 1 1/2 IN. LG MS90725-64 (96906)	BD	-	8	*	*	*	*	18	14
(20		BRACKET, MOUNTING: PORTABLE ACCESSORY BOX 13214E1458 (97403)	BD	EA	4					18	15
P O	5310-087-4652	NUT, SELF-LOCKING, HEXAGON: DISTRIBUTION BOX BRACKET MTG SCREW, 3/8-16 SCREW SIZE MS51922-17 (96906)	BD	EA	4	*	*	*	*	19	1
P O	5310-080-6004	WASHER, FLAT: DISTRIBUTION BOX BRACKET MTG SCREW, 3/8-16 SCREW SIZE MS27183-14 (96906)	BD	EA	2	*	*	*	*	19	2
P O	5305-269-3211	SCREW, CAP, HEXAGON HEAD: DISTRIBUTION BOX BRACKET MTG, 3/8-16 THD SIZE, 1 IN. LG MS90725-60 (96906)	BD	EA	4	*	*	*	*	19	3
20		BRACKET, DISTRIBUTION BOX 13214E1422 (97403)	BD	EA	2					19	4
O	5310-087-4652	NUT, SELF-LOCKING, HEXAGON: DISTRIBUTION BOX BRACKET MTG SCREW, 3/8-16 SCREW SIZE MS51922-17 (96906)	BD	EA	4	*	*	*	*	19	5
O	5310-080-6004	WASHER, FLAT: DISTRIBUTION BOX BRACKET MTG SCREW, 3/8-16 SCREW SIZE MS27183-14 (96906)	BD	EA	2	*	*	*	*	19	6
O	5305-269-3211	SCREW, CAP, HEXAGON HEAD: DISTRIBUTION BOX BRACKET MTG, 3/8-16 THD SIZE, 1 IN. LG MS90725-60 (96906)	BD	EA	4	*	*	*	*	19	7
20		BRACKET, DISTRIBUTION BOX 13214E1422 (97403)	BD	EA	2					19	8
O	5310-087-4652	NUT, SELF-LOCKING, HEXAGON: DISTRIBUTION BOX BRACE MTG SCREW, 3/8-16 SCREW SIZE MS51922-17 (96906)	BD	EA	2	*	*	*	*	19	9
O	5310-080-6004	WASHER, FLAT: DISTRIBUTION BOX BRACE MTG SCREW, 3/8-16 SCREW SIZE MS27183-14 (96906)	BD	EA	4	*	*	*	*	19	10
O	5305-269-3218	SCREW, CAP, HEXAGON HEAD: DISTRIBUTION BOX BRACE MTG, 3/8-16 THD SIZE, 2 1/2 IN. LG MS90725-68 (96906)	BD	EA	2	*	*	*	*	19	11

(1) SMR CODE	(2) FEDERAL STOCK NUMBER	(3) DESCRIPTION REF NUMBER & MFR CODE	USABLE OR CODE	UNIT	(5) QTY INC IN UNIT	(6) 15-DAY ORGANIZATIONAL MAINTENANCE ALW				(7) ILLUS- TRATION	
						(a)	(b)	(d)		(c)	(b)
						1-5	6-20	10	51-100	Q- G.	ITEM NO.
P 0	5310-087-4652	NUT, SELF-LOCKING HEXAGON; DISTRIBUTION BOX BRACE MTG SCREW, 3/8-16 SCREW SIZE MS1922-17 (96906)	BD	EA	2	*			*	19	12
P 0	5310-080-6004	WASHER, FLAT; DISTRIBUTION BOX BRACE MTG SCREW, 3/8-16 SCREW SIZE MS27183-14 (96906)	BD	EA	4	*			*	19	13
P 0	5305-269-3218	SCREW, CAP, HEXAGON HEAD; DISTRIBUTION BOX BRACE MTG, 3/8-16 THD SIZE, 2 1/2 IN. LG MS90725-68 (96906)	BD	EA	2	*			*	19	14
X20		RACE, DISTRIBUTION BOX 13214E1423-3 (97403)	B	EA	1					19	15
X20		RACE, DISTRIBUTION BOX 13216E7555 (97403)	D	EA	1					19	15
P 0	5310-524-7995	NUT, PLAIN, HEXAGON; ELECTRICAL LEAD MTG SCREW, 3/8-16 SCREW SIZE MS16203-27 (96906)	BD	EA	2	*			*	19	16
P 0	5310-91 3-9776	WASHER, LOCK; ELECTRICAL LEAD MTG SCREW, 3/8-16 SCREW SIZE MS35335-91 (96906)	BD	EA	1	*			*	19	17
P 0	51 40-91 3-5905	LEAD, ELECTRICAL; DISTRIBUTION BOX GROUNDING, NO. 2 AWG, 12 1/2 IN. LONG MS35915-4 (96906)	D	EA					*	19	18
X20		SCREW, CAP, HEXAGON HEAD; ELECTRICAL LEAD MTG, 3/8-16 THD SIZE, 1 1/4 IN. LG MS35309-362 (96906)	BD	EA					*	19	19
P 0	5310-087-4652	NUT, SELF-LOCKING, HEXAGON; DISTRIBUTION BOX MTG SCREW, 3/8-16 SCREW SIZE MS1922-17 (96906)	BD	EA					*	19	20
P 0	5310-080-6004	WASHER, FLAT; DISTRIBUTION BOX MTG SCREW, 3/8-16 SCREW SIZE MS27183-14 (96906)	BD	EA	1				*	19	21
P 0	5305-269-3211	SCREW, CAP, HEXAGON HEAD; DISTRIBUTION BOX MTG, 3/8-16 THD SIZE, 1 IN. LG MS90725-60 (96906)	B	EA					*	19	22
P 0	5305-269-3212	SCREW, CAP, HEXAGON HEAD; DISTRIBUTION BOX MTG, 3/8-16 THD SIZE, 1 1/8 IN. LG MS90725-61 (96906)	D	EA					*	19	22
P 0	5310-087-4652	NUT, SELF-LOCKING, HEXAGON; BASE MTG SCREW, 3/8-16 SCREW SIZE MS1922-17 (96906)	BD	EA	1				*	19	23
P 0	5310-080-6004	WASHER, FLAT; BASE MTG SCREW, 3/8-16 SCREW SIZE MS27183-14 (96906)	BD	EA	1				*	19	24
P 0	5305-269-3213	SCREW, CAP, HEXAGON; BASE MTG, 3/8-16 THD SIZE, 1 1/4 IN. LG MS90725-62 (96906)	B	EA					*	19	25
P 0	5305-269-451 1	SCREW, CAP, HEXAGON HEAD; BASE MTG, 3/8-16 THD SIZE, 1 3/8 IN. LG MS90725-63 (96906)	D	EA	5				*	19	25
X20		BASE, DISTRIBUTION BOX 13214E1423 (97403)	B	EA	1					19	26
X20		BASE, DISTRIBUTION BOX 13216E7555 (97403)	D	EA	1					19	26

(1) MFR CODE	(2) FEDERAL STOCK NUMBER	(3) DESCRIPTION REF NUMBER & MFR CODE	(4) USABLE ON CODE	(5) UNIT OF MEAS	(6) QTY INC IN UNIT	(8) 15-DAY ORGANIZATIONAL MAINTENANCE ALW				(7) ILLUS- TRATION	
						(a)	(b)	(c)	(d)	(a)	(b)
						1-3	6-20	21-30	31-100	FIG. NO.	ITEM NO.
		GROUP 06 - DISTRIBUTION BOXES									
0	6210-067-8368	LENS, INDICATOR LIGHT, PANEL MILL3661-19STYLELCL19CD1 (81349)		EA	9	•	2	2	4	20	3
0	6240-223-9105	LAMP, GLOW; INDICATOR LIGHT, 90V DC, 67V AC MILL15098TYPEPE51 (81349)		EA	9	2	4	4	8	20	4
0	5310-761-6882	NUT, PLAIN, HEXAGON; WELDLESS CHAIN MTG SCREW, NO. 14-20 THD SIZE MS51967-2 (96906)		EA	4	•	•	•	•	20	7
0	5310-582-5965	WASHER, LOCK, SPLIT; WELDLESS CHAIN MTG SCREW, 1/4-20 SCREW SIZE MS35338-44 (96906)		EA	4	•	•	•	•	20	8
X20		WASHER, FLAT; WELDLESS CHAIN MTG SCREW, 1/4-20 SCREW SIZE MS27183-10 (96906)		EA	4					20	9
0	5305-988-1723	SCREW, MACHINE, PAN HEAD; WELDLESS CHAIN MTG, 1/4-20 THD SIZE, 1/2 IN. LG MS35206-279 (96906)	AB	EA	4	•	•	•	•	20	10
0	5305-988-1724	SCREW, MACHINE, PAN HEAD; WELDLESS CHAIN MTG, 1/4-20 THD SIZE, 5 1/8 IN. LG MS35206-280 (96906)	CD	EA	4	•	•	•	•	20	10
10		HOOK, CHAIN; WELDLESS CHAIN, STAINLESS STEEL, 105 IN. LG, 15/16 IN. DIA MS87006-13 (96906)		EA	4					20	11
10		INSULATION, FLECKING; WELDLESS CHAIN MIL1-7444TYPE1CLASS2 (81349)		EA	2					20	12
10		CHAIN, WELDLESS; DISTRIBUTION BOX PANEL MTG, NO. 8, 20 IN. LG RRC271TYPE2CLASS3 (81348)		EA	2					20	13
0		PLATE, INFORMATION; DISTRIBUTION BOX, 200 AMPS, 120/240V AC 13214E1 337-197(03)		EA	1					20	19
0	5305-055-0962	SCREW, TAPPING, THREAD; PLATE MTG, NO. 2-56 THD SIZE, 1/4 IN. LG MS24629-3 (96906)		EA	2	•	•	•	•	20	20
0	5310-067-0057	WASHER, FLAT; PLATE MOUNTING SCREW, NO. 2-56 SCREW SIZE MS27183-2 (96906)		EA	2	•	•	•	•	20	21
0	5315-229-1480	PIN, COTTER; COVER ARM, 5/64 IN. DIA, 1/2 IN. LG MS24665-208 (96906)		EA	1	•	•	•	•	20	22
0		ARM, COVER; DISTRIBUTION BOX 13214E138 (97403)		EA	1					20	23
0		COVER, PROTECTIVE; RECEPTACLE, SIZE 32, TYPE 8 M817349C328 (96906)	AB	EA	9					20	24
0	5305-055-0962	SCREW, TAPPING, THREAD; DESIGNATION PLATE MTG, NO. 2-56 THD SIZE, 1/4 IN. LG MS24629-3 (96906)		EA	36	•	•	•	•	20	30
0	5310-067-0057	WASHER, FLAT; DESIGNATION PLATE MTG SCREW, NO. 2-56 SCREW SIZE MS27183-2 (96906)		EA	36	•	•	•	•	20	31
0		PLATE, DESIGNATION; FIG 1, PHASE A 13214E1375-1 (97403)		EA	1					20	32

(1) MFR CODE	(2) FEDERAL STOCK NUMBER	(3) DESCRIPTION REF NUMBER & MFR CODE	(4) UNIT OF MEAS USABLE ON CODE	(5) QTY INC IN UNIT	(6) 15-DAY ORGANIZATIONAL MAINTENANCE ALW				(7) ILLUS- TRATION	
					(a)	(b)	(c)	(d)	(a)	(b)
					1-5	6-20	21-50	51-100	FIG. NO.	ITEM NO.
K20		PLATE, DESIGNATION: FIG 2, PHASE B 13214E1375-2 (97403)		EA 1					20	33
K20		PLATE, DESIGNATION: FIG 3, PHASE C 13214E1375-3 (97403)		EA 1					20	34
K20		PLATE, DESIGNATION: FIG 4, PHASE A 13214E1375-4 (97403)		EA 1					20	35
K20		PLATE, DESIGNATION: FIG 5, PHASE B 13214E1375-5 (97403)		EA 1					20	36
K20		PLATE, DESIGNATION: FIG 6, PHASE C 13214E1375-6 (97403)		EA 1					20	37
K20		PLATE, DESIGNATION: FIG 7, PHASE A 13214E1375-7 (97403)		EA 1					20	38
K20		PLATE, DESIGNATION: FIG 8, PHASE B 13214E1375-8 (97403)		EA 1					20	39
K20		PLATE, DESIGNATION: FIG 9, PHASE C 13214E1375-9 (97403)		EA 1					20	40
P O	5985-401-6739	CIRCUIT BREAKER 13216E7469 (97403)		EA 9	*	*	*	*	21	1
K20		COVER, REAR 13214E1383 (97403)	AB	EA 1					22	1
K20		COVER WITH FASTENERS, REAR: DISTRIBUTION BOX 13216E7533 (97403)	CD	EA 1					22	1
K20		BOX, DISTRIBUTION, PORTABLE 13214E1332 (97403)		EA 16					24	
P O	5305-988-1724	SCREW, MACHINE, PAN HEAD: PANEL MTG, 1/4-20 THD SIZE, 5/8 IN. LG MS35206-280 (96906)		EA 8	*	*	*	*	24	1
P O	5310-544-9965	WASHER, LOCK: PANEL MTG SCREW, 1/4-20 SCREW SIZE MS35338-44 (96906)		EA 8	*	*	*	*	24	2
K20		WASHER, FLAT: PANEL MTG SCREW, 1/4-20 SCREW SIZE MS27183-10 (96906)		EA 8					24	3
K20		PANEL, FACE: DISTRIBUTION BOX 13214E1335 (97403)		EA 1					24	4
K20		SCREW, CAP, HEXAGON HEAD: BRACKET AND HANDLE MTG, NO. 10-32 THD SIZE, 7/8 IN. LG 10-32 THD FF385TYPE2STYLE10 (81348)		EA 4					24	5
P O	5310-261-8278	WASHER, LOCK: BRACKET AND HANDLE MTG SCREW, NO. 10-32 SCREW SIZE MS35338-100 (96906)		EA 4	*	*	*	*	24	6
P O	5310-045-5207	WASHER, FLAT: BRACKET AND HANDLE MTG SCREW, BRASS, NO. 10-32 SCREW SIZE MS19795-908 (96906)		EA 4	*	*	*	*	24	7
K20		HANDLE, BOW: PANEL, NO. 10-32 THD SIZE, 3.31 IN. LG MS39087-6 (96906)		EA 2					24	8
K20		NUT, FLAT, HEXAGON: POWER PANEL MTG SCREW, NO. 10-32 THD SIZE MS35650-302 (96906)		EA 4					24	9
K20		WASHER, LOCK, SPRING: POWER PANEL MTG SCREW, NO. 10-32 SCREW SIZE MS35338-43 (96906)		EA 4					24	10
K20		BRACKET: POWER PANEL MTG 13214E1336 (97403)		EA 2					24	11

(1) S&P CODE	(2) FEDERAL STOCK NUMBER	(3) DESCRIPTION REF NUMBER & MFR CODE	(4) USABLE ON CODE	(5) UNIT OF MEAS	(6) 15-DAY ORGANIZATIONAL MAINTENANCE ALW	(7) ILLUS- TRATION									
						(8) QTY INC IN UNIT				(a)	(b)	(c)	(d)	(e)	(f)
						1-5	6-20	21-50	51-100	FIG. NO.	ITEM NO.				
0	5310-809-8546	WASHER, FLAT: POWER PANEL MTG SCREW, NO. 10-32 SCREW SIZE MS27183-6 (96906)		EA	2	•	•	•	•	24	12				
20		SCREW, CAP, HEXAGON HEAD: POWER PANEL MTG, NO. 10-32 THD SIZE, 7/8 IN. LG FF565TYPE25TYL10 (61346)		EA	4					24	13				
20		PANEL, POWER: DISTRIBUTION BOX 13214E1474 (97403)		EA	1					24	14				
0	5925-810-4611	CIRCUIT BREAKER: DISTRIBUTION BOX 13214E1475 (97403)		EA	6	•	•	2	2	24	15				
20		LENS, INDICATOR LIGHT MILL3661-19TYPELC19CD1 (61349)		EA	6					24	16				
0	6240-223-9105	LAMP, GLOW: INDICATOR LIGHT 50V DC, 65V AC MILL1596TY:ENE51 (61349)		EA	6	RLF	RLF	RLF	RLF	24	17				
20		HOUSING, INDICATOR LIGHT MILL3661-9TYPELM77-1 (61349)		EA	6					24	18				
20		STRAP, CABLE: ELECTRICAL WIRING, 1 3/4 IN. W MS17521-1-9 (96906) (AS REQUIRED)		FT						24	19				
0	5310-934-9757	NUT, PLAIN, HEXAGON HEAD: RECEPTACLE CONNECTOR MTG SCREW, NO. 8-32 THD SIZE MS35649-222 (96906)		EA	12	•	•	•	•	24	20				
0	5310-045-3299	WASHER, LOCK, SPRING: RECEPTACLE CONNECTOR MTG SCREW, NO. 8-32 SCREW SIZE MS35338-42 (96906)		EA	12	•	•	•	•	24	21				
0	5935-823-0910	CONNECTOR, RECEPTACLE, ELECTR IC: FACE PANEL WC596STYLED3 (61348)		EA	6	•	•	•	2	24	22				
0	5310-809-8549	WASHER, FLAT: RECEPTACLE CONNECTOR MTG SCREW, NO. 8-32 SCREW SIZE MS27183-7 (96906)		EA	12	•	•	•	•	24	23				
0	5305-984-6194	SCREW, MACHINE, PAN HEAD: RECEPTACLE CONNECTOR MTG, NO. 8-32 THD SIZE, 5/8 IN. LG MS4426-246 (96906)		EA	12	•	•	•	•	24	24				
10		HOOK, CHAIN: WELDLESS CHAIN MS87006-3 (96906)		EA	2					24	25				
10		CHAIN, WELDLESS: QUICK RELEASE PIN RRC271TYPE2CLASS3 (61348)		EA	2					24	26				
10		PIN, QUICK RELEASE: DISTRIBUTION BOX MS17984C303C (96906)		EA	2					24	27				
0	5310-934-9751	NUT, PLAIN, HEXAGON: GROUND TERMINAL MTG SCREW, NO. 10-32 THD SIZE MS35650-302 (96906)		EA	1	•	•	•	•	24	28				
0	5310-576-5752	WASHER, LOCK: GROUND TERMINAL MTG SCREW, NO. 10-32 SCREW SIZE MS35333-39 (96906)		EA	1	•	•	•	•	24	29				
0	5310-809-8546	WASHER, FLAT: GROUND TERMINAL MTG SCREW, NO. 10-32 SCREW SIZE MS27183-8 (96906)		EA	1	•	•	•	•	24	30				
20		TERMINAL, LUG: FACE PANEL RECEPTACLE CONNECTOR GROUND, NO. 16-14 WIRE, NO. 10 STD MS20659-104 (96906)		EA	1					24	31				

(1) SMR CODE	(2) FEDERAL STOCK NUMBER	(3) DESCRIPTION REF NUMBER & MFR CODE	(4) USABLE ON CODE	(5) UNIT OF MEAS	(6) QTY INC IN UNIT	(6) 15-DAY ORGANIZATIONAL MAINTENANCE ALW				(7) ILLUS- TRATION	
						(a)	(b)	(c)	(d)	(a)	(b)
						1-5	6-20	21-50	51-100	FIG. NO.	ITEM NO.
120		TERMINAL, LUG: DISTRIBUTION BOX RECEPTACLE CONNECTOR GROUND, NO. 6 WIRE, NO. 10 STD MS20659-130 (96906)		EA	1					24	32
0	5305-989-7434	SCREW, MACHINE, PAN HEAD: GROUND TERMINAL MTG, NO. 10-32 THD SIZE, 1/2 IN. LG MS35207-263 (96906)		EA	1	*	*	*	*	24	33
120		LUG, TERMINAL: FACE PANEL CONNECTOR RECEPTACLE GROUND 13214E1477 (97403)		EA	23					24	34
0	5305-855-0962	SCREW, TAPPING: PLATE MTG, NO. 0.2-56 THD SIZE, 1/4 IN. LG MS24629-3 (96906)		EA	2	*	*	*	*	24	36
0	5310-087-0057	WASHER, FLAT: PLATE MTG SCREW, NO. 0.2-56 SCREW SIZE MS27183-2 (96906)		EA	2	*	*	*	*	24	37
20		PLATE, INFORMATION: DISTRIBUTION BOX 13214E1337-2 (97403)		EA	1					24	38
20		BOX, DISTRIBUTION 13214E1333 (97403)		EA	1					24	39
20		WIRE, ELECTRICAL MS2519086 (96906) (AS REQUIRED)		FT						25	1
20		WIRE, ELECTRICAL MS2519081A (96906) (AS REQUIRED)		FT						25	2
10		WIRE, ELECTRICAL MS25190820 (96906) (AS REQUIRED)		FT						25	3
10		WIRE, ELECTRICAL MS25190816 (96906) (AS REQUIRED)		FT						25	4
		GROUP 07 - SYNCHRONIZER ASSEMBLY									
0	5305-993-1248	SCREW, MACHINE, PAN HEAD: COVER MTG, NO. 10-32 THD SIZE, 3/4 IN. LG MS35207-265 (96906)	A	EA	16	*	*	*	*	26	1
0	5310-809-8546	WASHER, FLAT: COVER MTG SCREW, NO. 10-32 SCREW SIZE MS27183-8 (96906)	A	EA	16	*	*	*	*	26	2
20		WASHER, LOCK, SPRING: COVER MTG SCREW, NO. 10-32 SCREW SIZE MS35338-43 (96906)	A	EA	16					26	3
20		COVER, SYNCHRONIZER ASSEMBLY 13214E1344 (97403)	A	EA	1					26	4
20		SCREW, TAPPING: MTG, DESIGNATION, INSTRUCTION, INFORMATION, IDENTIFICATION PLATES, NO. 2-32 THD SIZE, 1/4 IN. LG MS24626-2 (96906)	A	EA	34					26	5
120		PLATE, DESIGNATION: PILOT LIGHT 13214E1357 (97403)	A	EA	1					26	6
120		PLATE, DESIGNATION: POWER CABLE 13214E1358 (97403)	A	EA	2					26	7
120		PLATE, INSTRUCTION: OPERATING 13214E354 (97403)	A	EA	1					26	8

(1) SMB CODE	(2) FEDERAL STOCK NUMBER	(3) DESCRIPTION REF NUMBER & MFR CODE	(4) USABLE ON CODE	(5) UNIT OF MEAS	(6) QTY INC IN UNIT	(6) 15-DAY ORGANIZATIONAL MAINTENANCE ALW				(7) ILLUS- TRATION	
						(a)	(b)	(c)	(d)	(a)	(b)
						1-5	6-20	21-50	51-100	FIG. NO.	ITEM NO.
X20		PLATE, INSTRUCTION: CABLE CONNECTION 13214E1355 (97403)	A	EA	1					26	9
X20		PLATE, INFORMATION: SWITCH, IDENTIFICATION 13214E1356 (97403)	A	EA	1					26	10
X20		PLATE, DESIGNATION: GENERATOR, 1, PILOT 13214E1359 (97403)	A	EA	1					26	11
X20		PLATE, DESIGNATION: GENERATOR, 2, PILOT 13214E1360 (97403)	A	EA	1					26	12
X20		PLATE, DESIGNATION: GENERATOR, 1 IN. CABLE 13214E1361 (97403)	A	EA	1					26	13
X20		PLATE, DESIGNATION: GENERATOR, 2 IN. CABLE 13214E1362 (97403)	A	EA	1					26	14
X20		PLATE, DESIGNATION: GENERATOR, 1, PARALLEL CABLE 13214E1363 (97403)	A	EA	1					26	15
X20		PLATE, DESIGNATION: GENERATOR, 2, PARALLEL CABLE 13214E1364 (97403)	A	EA	1					26	16
X20		PLATE, IDENTIFICATION: SYNCHRONIZER ASSEMBLY 13214E1352 (97403)	A	EA	1					26	17
0	5310-934-9751	NUT, PLAIN, HEXAGON: HANDLE MTG SCREW, NO. 10-32 THD SIZE MS35650-302 (96906)	A	EA	10	•	•	•	•	26	18
20		WASHER, LOCK: HANDLE MTG SCREW, NO. 10-32 SCREW SIZE MS35338-43 (96906)	A	EA	10					26	19
0	5310-809-8546	WASHER, FLAT: HANDLE MTG SCREW, NO. 10-32 SCREW SIZE MS27183-8 (96906)	A	EA	20	•	•	•	•	26	20
0	5305-993-1848	SCREW, MACHINE, PAN HEAD: HANDLE MTG, NO. 10-32 THD SIZE, 3/4 IN. LG MS35207-265 (96906)	A	EA	10	•	•	•	•	26	21
X20		HANDLE: METAL, SPRING, BAIL TYPE MS10012-5 (96906)	A	EA	2					26	22
0	6240-223-9105	LAMP, GLOW: NE-51 MILL15098TYPE NE51 (81349)	A	EA	3	RLF	R: F	R: F	RLF	27	6
X20		SCREW, TAPPING, THREAD: CONNECTOR MTG, NO. 4 THD SIZE, 7/8 IN. LG FF3107TYPE B (81348)	A	EA	0					27	5
		GROUP 08 - SWITCH BOX									
0	5305-059-3661	SCREW, MACHINE, PAN HEAD: FRONT COVER MTG, NO. 10-32 THD SIZE, 3/4 IN. LG MS31958-65 (96906)	C	EA	12	•	•	•	•	29	1
X20		WASHER, LOCK: FRONT COVER MTG SCREW, NO. 10-32 SCREW SIZE MS35338-43 (96906)	C	EA	12					29	2
0	5310-809-8546	WASHER, FLAT: FRONT COVER MTG SCREW, NO. 10-32 SCREW SIZE MS27183-8 (96906)	C	EA	12	•	•	•	•	29	3

(1) MFR CODE	(2) FEDERAL STOCK NUMBER	(3) DESCRIPTION REF NUMBER & MFR CODE	USABLE ON CODE	7 UNIT F MEAS	(8) QTY INC IN UNIT	(4) 5-DAY ORGANIZATIONAL MAINTENANCE ALLOW				(7) ILLUS- TRATION	
						(a) -5	(b) 1-20	(c) 21-50	(d) 100	(a) FIG. NO.	(b) ITEM NO.
X20		COVER, UPPER FRONT: SWITCH BOX 13216E7474 (97403)	C	EA	1					29	4
X20		COVER, LOWER FRONT: SWITCH BOX 1321657549 (97403)	C	EA	1					29	5
P O	5305-055-0964	SCREW, TAPPING: PLATE MTG, NO. 2-56 THD SIZE MS24629-3 (96906)	C	EA	2		*	*	*	29	6
P O	5310-087-0057	WASHER, FLAT: PLATE MTG SCREW, NO. 2-56 SCREW SIZE MS27183-2 (96906)	C	EA	2		*	*	*	29	7
X20		PLATE, INFORMATION: SWITCH BOX, 225 AMPS 13214E1337-5 (97403)	C							29	8
P O	5305-055-3661	SCREW, MACHING, PAN HEAD: SIDE AND REAR COVER MTG, NO. 10-32 SCREW SIZE, 3/4 IN. LG MS21958-65 (96906)	C		26		*	*	*	29	27
P O	5310-009-0744	WASHER, FLAT: SIDE AND REAR COVER MTG SCREW, NO. 10-32 SCREW SIZE MS27183-8 (96906)	C		26		*	*	*	29	28
X20		WASHER, LOCK: SIDE AND REAR COVER MTG SCREW, NO. 10-32 SCREW SIZE MS35330-43 (96906)	C		26					29	29
X20		COVER, SIDE: SWITCH BOX 13216E7471 (97403)	C		2					29	30
X20		COVER, REAR: SWITCH BOX 13216E7472 (97403)	C		1					29	31
P O	5310-543-471	NUT, FLAIN, WING: GROUND LEAD MTG STUD, 3/8-16 SCREW SIZE MS35425-20 (96906)	C		1		*		*	30	29
P O	5310-022-004	WASHER, LOCK: GROUND LEAD MTG STUD, 3/8-16 SCREW SIZE MS35333-110 (96906)	C		1		*		*	30	30
X20		WASHER, FLAT: GROUND LEAD MTG STUD, 3/8-16 SCREW SIZE MS361-010T (96906)	C		1					30	31
P O	5310-903-3374	NUT, FLAIN, HEXAGON: GROUND LEAD MTG STUD, 3/8-16 SCREW SIZE MS31967-3 (96906)	C		1		*		*	30	32
P O	5310-022-004	WASHER, LOCK: GROUND LEAD MTG STUD, 3/8-16 SCREW SIZE MS35333-110 (96906)	C		1		*		*	30	33
X20		WASHER, FLAT: GROUND LEAD MTG STUD, 3/8-16 SCREW SIZE MS361-010T (96906)	C							30	34
P O	5310-022-004	WASHER, LOCK: GROUND LEAD MTG STUD, 3/8-16 SCREW SIZE MS35333-110 (96906)	C				*		*	30	35
P O	5310-903-3374	NUT, FLAIN, HEXAGON: GROUND LEAD MTG STUD, 3/8-16 SCREW SIZE MS31967-3 (96906)	C				*		*	30	36
X20		WASHER, FLAT: GROUND LEAD MTG STUD, 3/8-16 SCREW SIZE MS361-010T (96906)	C							30	37
P O	5310-022-004	WASHER, LOCK: GROUND LEAD MTG STUD, 3/8-16 SCREW SIZE MS35333-110 (96906)	C				*		*	30	38
P O	5310-903-3374	NUT, FLAIN, HEXAGON: GROUND LEAD MTG STUD, 3/8-16 SCREW SIZE MS31967-3 (96906)	C				*		*	30	39

(1) SMB CODE	(2) FEDERAL STOCK NUMBER	(3) DESCRIPTION	(4) USABLE ON CODE	(5) UNIT OF MEAS	(6) QTY INC IN UNIT	(6) 15-DAY ORGANIZATIONAL MAINTENANCE ALW				(7) ILLUS- TRATION	
						(a)	(b)	(c)	(d)	(e)	(f)
						1-5	6-20	21-50	51-100	FIG. NO.	ITEM NO.
X20		STUD, GROUNDING: GROUND LEAD MTG, 3 IN. LG 1320584945-2 (97403)	C	EA	1					30	40

(1) MFR CODE	(2) FEDERAL STOCK NUMBER	DESCRIPTION	USABLE ON CODE	UNIT OF MEA	Y	(6) 30-DAY DS MAINT ALLOWANCE			(7) 30-DAY GS MAINT ALLOWANCE			R W R D JIP TCY	(9) LUS- ATION (b) ITEM NO.
						(a)	(b)	(c)	(a)	(b)	(c)		
						1-20	50	51-100	1-20	50	1-100		
		SECTION V - REPAIR PARTS FOR DS MAINTENANCE											
		GROUP 01 - GENERATORS											
ZF R		GENERATOR SET: DIESEL ENGINE, 45 KW, 60 HZ MILG14609TYPE1 (81 349)	AB	EA	2								1
20		STUFFING TUBE 13212E3582-7 (97403)	AB	EA	1								1
20		PACKING, PREFORMED MS20775-238 (96906)	AB	EA	1								2
20		CABLE ASSEMBLY, POWER: GENERATOR TO SYNCHRONIZER ASSEMBLY 13214E1433-2 (97403)			1								3
20		CABLE ASSEMBLY: BRANCHED ELECTRICAL POWER 13214E1433-4 (97403)			1								3
F	5310-225-6408	NUT, SELF-LOCKING: GENERATOR MTG BOLT, 5/8-18 THD SIZE MS51922-53 (96906)		EA	1	*	*	*			*		4
F	5310-951-7209	WASHER, FLAT, ROUND: GENERATOR MTG BOLT, 5/8-18 BOLT SIZE MS27183-22 (96906)			2	*	*	*			*		5
ZF		WASHER, BEVELED: GENERATOR MTG, 5/8-11 SCREW SIZE 13206E4482-3 (97403)	AB	EA	1							1	6
F	5310-045-5001	WASHER, LOCK, SPRING: GENERATOR MTG SCREW, 5/8-11 SCREW SIZE MS35340-50 (96906)		EA	1	*	*	*			*	1	7
ZF		BOLT, MACHINE: GENERATOR MTG, 5/8-18 THD SIZE, 1 5/8 IN. LG ANTO-14A (88044)		EA								1	8
F	5305-724-5911	SCREW, CAP, HEXAGON HEAD: GENERATOR MTG, 5/8-11 THD SIZE, 1 3/4 IN. LG MS90725-163 (96906)		EA		*	*	*			*	1	8
ZF R		GENERATOR SET: DIESEL ENGINE, 60 KW, 60 HZ MD 13205E4750 (97403)		EA									2
O	6115-481-3465	CABLE ASSEMBLY: BRANCH ELECTRICAL POWER, 170 IN. LG 13216E7546-2 (97403)		EA		*	*	*				2	2 1
ZF		CABLE ASSEMBLY, BRANCH ELECTRICAL POWER 13216E7546-4 (97403)		EA									2 1
F	5310-269-4040	NUT, SELF-LOCKING: GENERATOR MTG SCREW, 5/8-11 SCREW SIZE MS51922-49 (96906)		EA		*	*	*			*	2	2
F	5310-823-8203	WASHER, FLAT, ROUND: GENERATOR MTG SCREW, 5/8-11 SCREW SIZE MS27183-21 (96906)		EA		*	*	*			*	2	3
F	5310-045-6001	WASHER, LOCK, SPRING: GENERATOR MTG SCREW, 5/8-11 SCREW SIZE MS35340-50 (96906)		EA		*	*	*			*	2	4
F	5305-724-7221	SCREW, CAP, HEXAGON HEAD: GENERATOR MTG, 5/8-11 THD SIZE, 1 3/4 IN. LG MS90725-163 (96906)		EA		*	*	*			*	2	5

(1) SMR CODE	(2) FEDERAL STOCK NUMBER	(3) DESCRIPTION REF NUMBER & MFR CODE	(4) USABLE ON CODE	(5) UNIT OF MEAS	(6) QTY INC IN UNIT	(6) 30-DAY DS MAINT ALLOWANCE			(7) 30-DAY GS MAINT ALLOWANCE			(8) 1-YR ALW PER 100 EQUIP CNTGY	(9) ILLUS- TRATION	
						(a)	(b)	(c)	(a)	(b)	(c)		(a)	(b)
						1-20	21-30	31-100	1-20	21-30	31-100		FIG. NO.	ITEM NO.
		GROUP 02 - TRAILERS												
02F R		TRAILER: M200A1 13214E1257 (97403)	AC	EA	2								3	
P O	5310-543-4717	NUT, FLAIN, WING: GROUND MTG STUD, BRASS, 3/8-16 THD SIZE MS33425-20 (96906)	AC	EA	1	*	*	*				*	3	1
P O	5310-187-2413	WASHER, FLAT, ELECTRICAL: GROUND MTG STUD, 3/8-16 SCREW SIZE AN961-616T (80044)	AC	EA	2	*	*	*				*	3	2
020		NUT, FLAIN, HEXAGON: GROUND MTG STUD, 3/8-6 SCREW SIZE FFN836TYPE2STYLE2 (81348)	A	EA	1								3	3
020		NUT, FLAIN, HEXAGON: GROUND MTG STUD, 3/8-6 SCREW SIZE MS16203-39 (96906)	C	EA	1								3	3
P O	5310-913-9776	WASHER, LOCK: GROUND MTG STUD, 3/8-16 SCREW SIZE MS33335-91 (96906)	A	EA	1	*	*	*				*	3	4
P O	5310-022-8847	WASHER, LOCK: GROUND MTG STUD, 3/8-16 SCREW SIZE MS33333-110 (96906)	C	EA	1	*	*	*				*	3	4
20		PLATE, IDENTIFICATION: GROUND TERMINAL 13205E4918 (97403)	AC	EA	1								3	5
O	5310-913-9776	WASHER, LOCK: GROUND MTG STUD, 3/8-16 SCREW SIZE MS33335-91 (96906)	A	EA	1	*	*	*				*	3	6
O	5310-022-8847	WASHER, LOCK: GROUND MTG STUD, 3/8-16 SCREW SIZE MS33333-110 (96906)	C	EA	1	*	*	*				*	3	6
P O	5310-262-5107	NUT, FLAIN, HEXAGON: GROUND MTG STUD, 3/8-16 SCREW SIZE FFN836TYPE2STYLE2 (81348)	A	EA	1	*	*	*				*	3	7
X20		NUT, FLAIN, HEXAGON: GROUND MTG STUD, 3/8-6 SCREW SIZE MS16203-39 (96906)	C	EA	1								3	7
O	5310-187-2413	WASHER, FLAT, ELECTRICAL: GROUND MTG STUD, 3/8-16 SCREW SIZE AN961-616T (80044)	AC	EA	1	*	*	*				*	3	8
X20		TERMINAL, LUG: GROUND MTG STUD, NO. 6 WIRE, 3/8 STUD MS20659-110 (96906)	C	EA	1								3	9
O		WIRE, GROUND GEN34TYPE2CLASS1 (81348) MANUFACTURE FROM:	AC	EA	1								3	10
O	6115-395-8799	WIRE, ELECTRICAL, 6 FT REQUIRED												
O	5310-187-2413	WASHER, FLAT, ELECTRICAL: GROUND MTG STUD, 3/8-16 SCREW SIZE AN961-616T (80044)	AC	EA	1	*	*	*				*	3	11
O	5310-903-3994	NUT, FLAIN, HEXAGON: GROUND MTG STUD, 3/8-11 THD SIZE MS33503-3 (96906)	A	EA	1	*	*	*				*	3	12
O	5310-504-7995	NUT, FLAIN, HEXAGON: GROUND MTG STUD, 3/8-16 SCREW SIZE MS16203-37 (96906)	C	EA	1	*	*	*				*	3	12
X20		STUD, GROUNDING: TRAILER 13214E1283 (97403)	AC	EA	1								3	13

SMR CODE	FEDERAL STOCK NUMBER	DESCRIPTION REF NUMBER & MFR CODE	USABLE ON CODE	UNIT OF MEAS.	(6) 30-DAY GS MAINT ALLOWANCE						(7) 1-DAY GS MAINT ALLOWANCE			YR LTR OF EQUIP VTGY	(9) ILLUSTRATION		
					Y	(a)			(b)			c)	d)		e)	f)	g)
						1-20	-50	(20	-50	100						
P O	5310-984-3806	NUT, SELF-LOCKING; SHEAR PIN MTG SCREW, 5/16-18 THD SIZE MS51922-9 (96906)	AC	EA	4	*	*							*	3	1	
P O	5310-087-7493	WASHER, FLAT; SHEAR PIN MTG, 5/16-18 SCREW SIZE MS27183-13 (96906)	AC	EA	4	*	*							*	3	5	
P O	306-225-8705	SCREW, CAP, HEXAGON HEAD; SHEAR PIN MTG, 5/16-18 THD SIZE, 2 1/4 IN. LG MS90725-41 (96906)	AC	EA	4	*	*							*	3	5	
X20		IN, SHEAR; TRAILER PLATFORM LOCKING 13214E1254-1 (97403)	A	EA	2										3	7	
X20		IN, SHEAR; TRAILER PLATFORM LOCKING, 7 1/2 IN. LG 13214E1254-2 (97403)	C	EA	2										3	7	
		GROUP 03 - SKID PLATFORM															
X2F		KID PLATFORM 13214E1435 (97403)	B	EA	1										4		
X2F		KID PLATFORM 13216E7551 (97403)	D	EA	1										4		
X2F		T NUT; FLOOR PLATE MTG SCREW 13214E1448 (97403)	BD	EA											4	1	
P F	5305-959-2723	SCREW, MACHINE; FLOOR PLATE MTG, 3/8-16 THD SIZE, 1 IN. LG MS35190-319 (96906)	BD	EA	9	*	*							*	4	2	
X2F		T NUT, SKID; FLOOR PLATE SETSCREW, 2 1/2 IN. LG MS27213-72 (96906)	BD	EA	4										4	3	
X2F		SETSCREW, HEXAGON HEAD; FLOOR PLATE, 1/2-13 THD SIZE, 5/8 IN. LG MS51963-138 (96906)	BD	EA	4										4	4	
X2F		FLOOR PLATE, REAR, SKID 13214E1440 (97403)	B	EA	1										4	5	
X2F		FLOOR PLATE, REAR, SKID 13216E7553 (97403)	D	EA	1										4	5	
X2F		T NUT; FLOOR PLATE MTG SCREW 13214E1448 (97403)	BD	EA	4										4	6	
P F	5305-959-2723	SCREW, MACHINE; FLOOR PLATE MTG, 3/8-16 THD SIZE, 1 IN. LG MS35190-319 (96906)	BD	EA	7	*	*							*	4	7	
X2F		T NUT, SKID; FLOOR PLATE SETSCREW MS27213-72 (96906)	BD	EA	2										4	8	
P F	5305-725-0166	SETSCREW, HEXAGON HEAD; FLOOR PLATE, 1/2-13 THD SIZE, 5/8 IN. LG MS51963-138 (96906)	BD	EA	2	*	*							*	4	9	
X2F		FLOOR PLATE, CENTER, SKID 13214E1439 (97403)	B	EA	1										4	10	
X2F		FLOOR PLATE, CENTER, SKID 13216E7552 (97403)	D	EA	1										4	10	
P F	5305-869-3209	SCREW, CAP, HEXAGON HEAD; REEL RETAINER PLATE MTG, 3/8-16 THD SIZE, 3/4 IN. LG MS90725-58 (96906)	BD	EA	24	*	*							*	4	11	
X2F		WASHER, LOCK, SPRING; REEL RETAINER PLATE MTG SCREW, 3/8-16 THD SIZE MS35340-46 (96906)	BD	EA	24										1	1	

(1) SMR CODE	(2) FEDERAL STOCK NUMBER	(3) DESCRIPTION REF NUMBER & MFR CODE	USABLE ON CODE	(4) UNIT OF MEAS	(5) QTY INC IN UNIT	(6) 30-DAY GS MAINT ALLOWANCE			(7) 30-DAY GS MAINT ALLOWANCE			(8) 1-YR ALW PER 100 EQUIP CHNGY	(9) ILLUS- TRATION	
						(a)	(b)	(c)	(e)	(b)	(c)		(a)	(b)
						1-20	21-50	51-100	1-20	21-50	51-100		FIG. NO.	ITEM NO.
P F	5310-080-6004	WASHER, FLAT: REEL RETAINER PLATE MTG SCREW MS27183-14 (96906)	BD	EA	24	*	*	*				*	4	13
X2F		PLATE, RETAINER, REEL: SKID PLATFORM 13214E1445 (97403)	BD	EA	6								4	14
X2F		T NUT: FLOOR PLATE MTG SCREW 13214E1448 (97403)	BD	EA	2								4	15
P F	5305-999-2723	SCREW, MACHINE: FLOOR PLATE MTG, 3/8-16 THD SIZE, 1 IN. LG MS35190319 (96906)	BD	EA	4	*	*	*				*	4	16
X2F		FLOOR PLATE, FRONT, SKID 13214E1438 (97403)	BD	EA	1								4	17
X2F		T NUT: EXTENSION FLOOR PLATE MTG SCREW 13214E1448 (97403)	BD	EA	2								4	18
P F	5305-999-2723	SCREW, MACHINE: EXTENSION FLOOR PLATE MTG, 3/8-16 THD SIZE, 1 IN. LG MS35190-319 (96906)	BD	EA	4	*	*	*				*	4	19
2F		FLOOR PLATE, EXTENSION, SKID 13214E1441 (97403)	BD	EA	1								4	20
2F		MEMBER, RUNNER AND HEADER: SKID PLATFORM, 13 FT LG 13214E1436-1 (97403)	BD	EA	1								4	21
X2F		MEMBER, RUNNER AND HEADER: SKID PLATFORM, 13 FT LG MS27213-19 (96906)	BD	EA	1								4	22
X2F		MEMBER, RUNNER AND HEADER: SKID PLATFORM, 12 FT LG MS27213-18 (96906)	BD	EA	1								4	23
2F		MEMBER, RUNNER AND HEADER: SKID PLATFORM, 12 FT LG 13214E1436-2 (97403)	BD	EA	1								4	24
X2F		MEMBER, CROSS: SKID PLATFORM, 7 FT LG MS27213-16 (96906)	0	EA	2								4	25
0	5310-543-4717	NUT, FLAT: WING: GROUNDING STUD MTG, 3/8-16 SCREW SIZE MS35425-28 (96906)	BD	EA	1	*	*	*				*	4	26
0	5310-185-0113	WASHER, FLAT, ELECTRICAL: GROUNDING STUD, 3/8-16 SCREW SIZE AN961-516 (88044)	BD	EA	1	*	*	*				*	4	27
X20		NUT, FLAT: HEXAGON: GROUNDING STUD, 3/8-16 THD SIZE MS16803-29 (96906)	BD	EA	1								4	28
X20		WASHER, FLAT, ELECTRICAL: GROUNDING STUD, 3/8-16 SCREW SIZE AN961-516 (88044)	BD	EA	1								4	29
X20		TERMINAL, LWR: NO. 6 WIRE SIZE, 3/8 IN. DIA MS20899-110 (96906)	BD	EA	1								4	30
0		WIRE, GROUND CLASS 3 TYPE CLASS 1 MANUFACTURE FROM: (81348)	BD	EA	1								4	31
0	6145-395-8799	WIRE, ELECTRICAL, LENGTH AS REQUIRED												

FEDERAL STOCK NUMBER	DESCRIPTION	USABLE ON CODE	(6) 30-DAY DS MAIN ALLOWANCE			(7) 30-DAY GS MAIN ALLOWANCE			L-YE ALY OER 100 EQUI CMT	(9)	
			1-20	21-50	51-100	1-20	21-50	51-100		T	100
X20	WASHER, FLAT, ELECTRICAL; GROUNDING STUD, 3/8-16 SCREW SIZE MS961-516 (88044)	BD EU									3
X20	NUT, PLAIN, HEXAGON; GROUNDING STUD, 3/8-16 THD SIZE MS16203-39 (96906)	BD EU									3
10	5310-913-977 WASHER, LOCK; GROUNDING STUD, 3/8-16 SCREW SIZE MS35335-91 (96906)	BD EA									34
30	NUT, PLAIN, HEXAGON; GROUNDING STUD, 3/8-16 THD SIZE MS16203-39 (96906)	BD EA									35
30	STUD, GROUNDING 13214E1223 (97403)	BD EA									36
F	5305-269-321 SCREW, CAP, HEXAGON HEAD; RETAINER CLAMP MTG, 3/8-16 THD SIZE, 7/8 IN. LG MS90725-59 (96906)	BD EA									1
X2F	WASHER, LOCK, SPRING; RETAINER CLAMP MTG SCREW, 3/8-16 SCREW SIZE MS35340-46 (96906)	BD EA									2
F	5310-080-601 WASHER, FLAT; RETAINER CLAMP MTG SCREW, 3/8 SCREW SIZE MS27183-14 (96906)	BD EA									3
X2F	CLAMP, SKID RETAINER 13214E1444 (97403)	BD EA									4
X2F	T NUT; BASE MTG SCREW 13214E1448 (97403)	BD EA									5
F	5310-080-600 WASHER, FLAT; BASE MTG SCREW, 3/8-16 SCREW SIZE MS27183-14 (96906)	BD EA									6
X2F	WASHER, LOCK, SPRING; BASE MTG, 3/8-16 SCREW SIZE MS35340-46 (96906)	BD EA									7
F	5305-269-4511 SCREW, CAP, HEXAGON HEAD; BASE MTG, 3/8-16 THD SIZE, 1 3/8 IN. LG MS90725-63 (96906)	BD EA									8
F	5305-724-593 SCREW, CAP, HEXAGON HEAD; BRACKET CLAMPING, 5/8-11 THD SIZE, 1/2 IN. LG MS90725-172 (96906)	BD EA									9
F	5310-763-892K NUT, PLAIN, HEXAGON; BRACKET CLAMPING SCREW, 5/8-11 SCREW SIZE MS71967-20 (96906)	BD EA									10
F	5310-045-5001 WASHER, LOCK, SPRING; BRACKET CLAMPING SCREW, 5/8-11 SCREW SIZE MS35340-50 (96906)	BD EA									11
X2F	5305-269-3810 SCREW, CAP, HEXAGON HEAD; BRACKET VERTICAL ADJUSTMENT, 3/8-16 THD SIZE, 7/8 IN. LG MS90725-59 (96906)	BD EA									2
X2F	5310-080-600A WASHER, LOCK, SPRING; BRACKET VERTICAL ADJUSTMENT SCREW, 3/8-16 SCREW SIZE MS35340-46 (96906)	BD LA									3
X2F	5310-080-600B WASHER, FLAT; BRACKET VERTICAL ADJUSTMENT SCREW, 3/8-16 SCREW SIZE MS27183-14 (96906)	BD LA									4

(1) SMR CODE	(2) FEDERAL STOCK NUMBER	(3) DESCRIPTION REF NUMBER & MFR CODE	(4) USABLE ON CODE	(5) UNIT OF MEAS	(6) QTY INC IN UNIT	(6) 30-DAY DS MAINT ALLOWANCE			(7) 30-DAY GS MAINT ALLOWANCE			(8) 1-YR ALW PER 100 EQUIP CNTGY	(9) ILLUS- TRATION	
						(a)	(b)	(c)	(a)	(b)	(c)		(a)	(b)
						1-20	21-50	51-100	1-20	21-50	51-100		FIG. NO.	ITEM NO.
XZF		BASE, SK ID RETAINER 13214E1442 (97403)	BD	EA	6								5	15
XZF		BRACKET, SK ID RETAINER 13214E1443 (97403)	BD	EA	6								5	16
XZF		NUT, PLAIN, HEXAGON: EYE BOLT MTG, 5/8-11 SCREW SIZE MS5197-20 (96906)	BD	EA	4								6	1
F	5310-715-5001	WASHER, LOCK, SPRING: EYE BOLT MTG, 5/8-11 SCREW SIZE MS3534050 (96906)	BD	EA	4	*	*	*				*	6	2
F	5310-823-8803	WASHER, FLAT: EYE BOLT MTG, 5/8-11 SCREW SIZE MS27183-21 (96906)	BD	EA	4	*	*	*				*	6	3
ZF		BOLT EYE, SHOULDER: SK ID PLATFORM LIFTING 13214E1447 (97403)	BD	EA	4								6	4
ZF		INSERT, SPACER, SKID: EYE BOLT MOUNTING MS27213-73 (96906)	BD	EA	8								6	5
	5310-763-8920	NUT, PLAIN, HEXAGON: TOWING BRACKET MTG SCREW, 5/8-11 SCREW SIZE MS51967-20 (96906)	BD	EA	4	*	*	*				*	6	6
	5310-045-5001	WASHER, LOCK, SPRING: TOWING BRACKET MTG SCREW, 5/8-11 SCREW SIZE MS35340-50 (96906)	BD	EA	4	*	*	*				*	6	7
	5310-823-8803	WASHER, FLAT: TOWING BRACKET MTG SCREW, 5/8-11 SCREW SIZE MS27183-21 (96906)	BD	EA	8	*	*	*						
	5305-724-6759	SCREW, CAP, HEXAGON HEAD: TOWING BRACKET MTG, 5/8-11 THD SIZE, 4 3/4 IN. LG MS90725-175 (96906)	BD	EA	4	*	*	*						
F	5310-763-8920	NUT, PLAIN, HEXAGON: EYE BOLT MTG, 5/8-11 SCREW SIZE MS5197-20 (96906)	BD	EA	2	*	*	*						
F	5310-045-5001	WASHER, LOCK, SPRING: EYE BOLT MTG, 5/8-11 SCREW SIZE MS35340-50 (96906)	BD	EA	2	*	*	*						
F	5310-823-8803	WASHER, FLAT: EYE BOLT MTG MS27183-21 (96906)	BD	EA	2	*	*	*						
XZF		BOLT, EYE, SHOULDER: SK ID PLATFORM TOWING, 5/8-11 THD SIZE, 1 7/8 IN. LG MS51937-7 (96906)	BD	EA	2									
XZF		BRACKET, TOWING: SK ID PLATFORM 13214E1446 (97403)	BD	EA	2									
		GROUP 04 - TRUCKS												
XZF R		TRUCK, CARGO: 5 TON, 6X6, MS4A2 MS53087 (96906)	BD	EA	2									
		GROUP 05 - BRACKETS, BRACES, MOUNTING BASES, FRAMES AND ACCESSORY BOXES												
F	5310-085-1251	NUT, SELF-LOCKING, HEXAGON: SPRING CLIP MTG SCREW, 1/4-20 SCREW SIZE MS51922-1 (96906)	EA	EA	4	*	*	*						

SMR CODE	FEDERAL STOCK NUMBER	DESCRIPTION REF NUMBER & MFR CODE	USABLE ON CODE	UNIT OF MEAS	TY IC UNIT	(6) 30-DAY DS MAINT ALLOWANCE			(7) 90-DAY GS MAINT ALLOWANCE			(8) 1-YR ALW PER 100 EQUIP CNTGY	(9) ILLUSTRATION	
						(a)	(b)	(c)	(a)	(b)	(c)		1	2
						1-21	20	1-11	1-20	1-30	51-100			
K20		WASHER, FLAT; SPRING CLIP MTG SCREW, 1/4-20 SCREW SIZE MS27183-10 (96906)		EA	4								7	2
P O	305-068-0502	SCREW, CAP, HEXAGON HEAD; SPRING CLIP MTG, 1/4-20 THD SIZE, 3/4 IN. LG MS90725-6 (96906)		EA	4		*							3
K20		WASHER, FLAT; SPRING CLIP MTG SCREW, 1/4-20 SCREW SIZE MS27183-10 (96906)		EA	4									4
K20		SLIP, SPRING; SLEDGE HAMMER 13214E1213-1 (97403)		EA	4									5
P O	310-088-1251	NUT, SELF-LOCKING; BRACKET MTG SCREW, 1/4-20 SCREW SIZE MS91922-1 (96906)		EA	8		*							6
K20		WASHER, FLAT; BRACKET MTG SCREW, 1/4-20 SCREW SIZE MS27183-10 (96906)		EA	8									7
P O	305-068-0502	SCREW, CAP, HEXAGON HEAD; BRACKET MTG, 1/4-20 THD SIZE, 3/4 IN. LG MS90725-6 (96906)		EA	8		*							8
		WASHER, FLAT; BRACKET MTG SCREW, 1/4-20 SCREW SIZE MS27183-10 (96906)		EA	8									9
		BRACKET ASSEMBLY, SLEDGE HAMMER 13214E1214 (97403)		EA	4									10
P O	5310-087-4652	NUT, SELF-LOCKING; BRACKET MTG SCREW, 3/8-16 SCREW SIZE MS91922-17 (96906)		EA	24									11
P O	5310-080-6004	WASHER, FLAT; BRACKET MTG SCREW, 3/8-16 SCREW SIZE MS27183-14 (96906)		EA	24									12
P O	5305-984-5691	SCREW, MACHINE, PAN HEAD; BRACKET MTG, 3/8-16 THD SIZE, 1 IN. LG MS35206-311 (96906)		EA	24									13
P O	5310-732-0958	BRACKET; FIRE EXTINGUISHER, 5 LB 13214E1235 (97403)		EA	6									14
		WASHER, LOCK, SPRING; HOLD-DOWN ROD, 3/8-16 SCREW SIZE MS35340-46 (96906)		A EA	4									15
P O	5310-080-6004	WASHER, FLAT; HOLD-DOWN ROD, 3/8-16 SCREW SIZE MS27183-14 (96906)		A EA	4									16
K20		FRAME, HOLD-DOWN; SYNCHRONIZER ASSEMBLY 13214E1418 (97403)		A EA	1									17
		NUT, FLAIN, HEXAGON; U-BOLT MTG, 3/8-16 THD SIZE MS35691-21 (96906)		A EA	8									18
P O	5310-637-9941	WASHER, LOCK; U-BOLT MTG, 3/8-16 SCREW SIZE MS35338-46 (96906)		A EA	8									19
		SPACER; U-BOLT MTG 13214E1430 (97403)		A EA	4									20
P O	5310-080-6004	WASHER, FLAT; U-BOLT MTG, 3/8-16 SCREW SIZE MS27183-14 (96906)		A EA	8									21

(1) S&P CODE	FEDERAL STOCK NUMBER	DESCRIPTION REF NUMBER & MFR CODE	USABLE ON CODE	(4) UNIT OF MEAS	(5) IT EM IN	(6) 30-DAYS MAINT ALLOWANCE			(7) 30-DAY GS MAINT ALLOWANCE			(8) L-YR Lm SER 100 QUIP NTCV	(9) ILLUS- TRATION	
						(a)	(b)	(c)	(a)	(b)	(c)		(a)	(b)
						1-20	1-30	31-31	1-20	1-30	1-101		FIG. NO.	Em NO.
		NUT, PLAIN, HEXAGON HEAD BOLT MTG, 3/8-24 THD SIZE MS35691-21 (96906)	A	EA								9	9	
P O	5306-993-3626	BOLT, U: HOLD-DOWN ROD, CADMIUM PLATED, 3/8-24 THD SIZE, 1 1/4 IN. LG N (80205)	A	EA		*	*				*	9	10	
X20		ROD, HOLD-DOWN; SYNCHRONIZER ASSEMBLY, HOLD-DOWN FRAME 13214E1419 (9*)	A	EA								9	11	
		BRACKET: SYNCHRONIZER ASSEMBLY 13214E1432 (97403)	A	EA								9	12	
		SPOUT, CAN, FLEXIBLE MIL51205 (81349)	AB	EA								10	1	
P O	7240-222-3088	CAN, GASOLINE: 5 GALLON MILITARY MILC1203 (81349)	AB	EA		*	*				10	10	2	
P O	5310-087-4652	NUT, SELF-LOCKING; BRACKET MTG SCREW, 3/8-16 THD SIZE MS51922-17 (96906)	AB	EA		*	*				*	10	3	
P O	5310-080-6004	WASHER, FLAT; BRACKET MTG SCREW, 3/8-16 SCREW SIZE MS27183-14 (96906)	M	EA		*	*				*	10	b	
P O	5305-269-3210	SCREW, CAP, HEXAGON HEAD; BRACKET MTG, 3/8-16 THD SIZE, 7/8 IN. LG MS90725-59 (96906)	AB	EA		*	*				*	10	5	
		BRACKET ASSEMBLY, LIQUID CONTAINER: 5 GAL MS53052-1 (96906)	AB	EA								10	6	
P O	5310-904-3806	NUT, SELF-LOCKING; ACCESSORY BOX MTG SCREW, 5/16-18 SCREW SIZE MS51922-9 (96906)	AC	EA		*	*				*	10	f	
P O	5310-087-7493	WASHER, FLAT; ACCESSORY BOX MTG SCREW, 5/16-18 SCREW SIZE MS27183-3 (96906)	AC	EA		*	*				*	10	8	
P O	5306-225-8498	SCREW, CAP, HEXAGON HEAD; ACCESSORY BOX MTG, 5/16-18 THD SIZE, 7/8 IN. LG MS90725-33 (96906)	K	EA		*	*				*	10	9	
120		BOX, ACCESSORY 13214E1256 (97403)	AC	EA								10	10	
120		NUT, PLAIN, WING; HOLD-DOWN ROD, 3/8-16 THD SIZE MS35225-42 (96906)	AC	EA								11	1	
120		WASHER, LOCK, SPRING; HOLD-DOWN ROD, 3/8-16 SCREW SIZE MS35340-46 (96906)	AC	EA								11	2	
120		WASHER, FLAT; HOLD-DOWN ROD, 3/8-16 SCREW SIZE MS27183-14 (96906)	AC	EA								11	3	
120	131 5-844-5831	WING, SPRING; HOLD-DOWN ROD MS16968-77 (96906)	AC	EA								11	b	
120		ROD, HOLD-DOWN; ACCESSORY BOX, 18 IN. LG 13214E1430-3 (97403)	AC	EA								11	5	
120		FRAME; ACCESSORY BOX 13214E1431 (97403)	AC	EA								11	6	
120		BOX, ACCESSORY 13214E1489 (97403)	AC	EA								11	7	
120		BASE; ACCESSORY BOX 13214E1428 (97403)	AC	EA								11	8	

MR DOE	FEDERAL STOCK NUMBER	DESCRIPTION REF NUMBER & MFR CODE	USABLE ON CODE	UNIT OF MEAS	QTY NC N INIT	(6) 0-DAY DS. MAINT ALLOWANCE			(6) >0-DAY GS MAINT ALLOWANCE			(8) YR LW ER SO NUP ITGY	(9) ILLUSTRATION	
						(a)	(b)	(c)	(a)	(b)	(c)		(a)	(b)
						-20	51	10	20	-30	-100		1G. O.	EM O.
20		ROD AND CLAMP, HOLD-DOWN: DISTRIBUTION BOX 13214E1430-1 (97403)	AC	EA	8								11	9
20		NUT, FLAIN, WING: HOLD-DOWN ROD, 3/8-16 THD SIZE MS35425-42 (96906)	AC	EA	1								11	10
20		WASHER, LOCK, SPRING: HOLD-DOWN ROD, 3/8-16 SCREW SIZE MS35340-46 (96906)	AC	EA	1								11	
20		WASHER, FLAT: HOLD-DOWN ROD, 3/8-16 SCREW SIZE MS27183-14 (96906)	AC	EA	1								11	
20		ROD, HOLD-DOWN: DISTRIBUTION BOX, 9.5 IN. LG 13214E1430-2 (97403)	AC	EA	1								11	
0	131 5-844-5831	ROD, SPRING: HOLD-DOWN ROD MS16562-77 (96906)	AC	EA	8	*	*						11	
0	131 0-088-1 251	NUT, SELF-LOCKING, HEXAGON: BASE MTG SCREW, 1/4-20 SCREW SIZE MS51 922-1 (96906)	AC	EA	12	*	*						11	
20		WASHER, FLAT: BASE MTG SCREW, 1/4-20 SCREW SIZE MS27183-10 (96906)	AC	EA	12									
0	1305-158-5247	SCREW, MACHINE: BASE MTG, CORROSION RESISTANT STEEL HEAD, 1/4-20 SCREW SIZE. 1 IN. LG MS351 90-291 (96906)	AC	EA	12	*	*							
20		BASE, DISTRIBUTION BOX 1321 4E1428 (97403)	A	EA	1								1	
20		BASE, DISTRIBUTION BOX 13214E1427 (97403)	C	EA	1								1	
0	5310-087-4652	NUT, SELF-LOCKING HEXAGON: BASE MTG SCREW, 3/8-16 SCREW SIZE MS51922-17 (96906)	AC	EA	1	*	*							
0	5310-080-6004	WASHER, FLAT: BASE MTG SCREW, 3/8-16 SCREW SIZE MS27183-14 (96906)	AC	EA	11	*	*							2
0	5305-269-3218	SCREW, CAP, HEXAGON HEAD: BASE MTG, 3/8-16 THD SIZE, 2 1/2 IN. LG MS90725-68 (96906)	AC	EA		*	*							3
20		BASE, CABLE REEL MOUNTING 13214E1424 (97403)	AC	EA									1	4
0	5310-088-1 251	NUT, SELF-LOCKING, HEXAGON: BRACKET MTG SCREW, 1/4-20 SCREW SIZE MS51 922-1 (96906)	AC	EA									1	5
		WASHER, FLAT: BRACKET MTG SCREW, 1/4-20 SCREW SIZE MS27183-10 (96906)	AC	EA	8								1	6
0	5305-225-384	SCREW, CAP, HEXAGON HEAD: BRACKET MTG, 1/4-20 THD SIZE, 7/8 IN. LG MS90725-7 (96906)	AC	EA	4								1	7
		BRACKET: ELECTRICAL CONNECTOR 13216E7424 (97403)	AC	EA	2									
0	5310-584-799	NUT, FLAIN, HEXAGON: COPPER, SILVER GROUNDING WIRE MTG, 3/8-16 THD SIZE MS16203-27 (96906)	C	EA	1									

(1) SMR CODE	(2) FEDERAL STOCK NUMBER	(3) DESCRIPTION REF NUMBER & MFR CODE	USABLE ON CODE	(4) UNIT OF MEAS	(5) QTY INC IN UNIT	(6) 30-DAY DS MAINT ALLOWANCE			(7) 30-DAY GS MAINT ALLOWANCE			(8) 1-YR ALW PER 100 EQUIP CNTGY	(9) ILLUS- TRATION	
						(a)	(b)	(c)	(a)	(b)	(c)		(a)	(b)
						1-20	21-50	51-100	1-20	21-50	51-100		FIG. NO.	ITEM NO.
P O	5310-022-8847	WASHER, LOCK, FLAT: INTERNAL TOOTH, GROUNDING WIRE MTG SCREW, 3/8-16 SCREW SIZE MS35333-110 (96906)	C	EA	1	*	*	*				*	13	2
P O	5310-187-2413	WASHER, FLAT: ELECTRICAL BRASS, GROUNDING WIRE MTG SCREW, 3/8-16 SCREW SIZE AN961-616T (88044)	C	EA	1	*	*	*				*	13	3
M O		WIRE, ELECTRICAL: GROUNDING, UNINSULATED COPPER QQM343TYPEBCLASS1 (81 348) MANUFACTURE FROM:	C	EA	1								13	4
P O	6149-395-8799	WIRE, ELECTRICAL, 18 IN. REQUIRED,												
P O	5940-115-4992	LUG, TERMINAL, 2 EA, MS20659-110 (96906)												
P O	5310-187-2413	WASHER, FLAT: ELECTRICAL BRASS, GROUNDING WIRE MTG SCREW, 3/8-16 SCREW SIZE AN961-616T (88044)	C	EA	1	*	*	*				*	13	5
X20		SCREW, CAP, HEXAGON HEAD: GROUNDING WIRE MTG, 3/8-16 THD SIZE, 1 IN. LG MS35309-369 (96906)	C	EA	1								13	6
P O	5310-223-6993	NUT, SELF-LOCKING, HEXAGON: SWITCH BOX MTG SCREW, 1/2-13 SCREW SIZE MS51922-33 (96906)	C	EA	4	*	*	*				*	13	7
P O	5310-809-5998	WASHER, FLAT: SWITCH BOX MTG SCREW, 1/2-13 SCREW SIZE MS27183-18 (96906)	C	EA	8	*	*	*				*	13	8
P O	5305-071-1767	SCREW, CAP, HEXAGON HEAD: SWITCH BOX MTG, 1/2-13 THD SIZE, 1 IN. LG MS90725-1 10 (96906)	C	EA	4	*	*	*				*	13	9
20		NUT, FLAIN: BRASS, GROUND STRAP MTG SCREW, DISTRIBUTION BOX, 3/8-16 SCREW SIZE FFN836TYPE2STYLE1 (811348)	A	EA	1								14	1
P O	5310-584-7995	NUT, FLAIN, HEXAGON: COPPER ALLOY, GROUND STRAP MTG SCREW, DISTRIBUTION BOX, 3/8-16 SCREW SIZE MS16203-27 (96906)	C	EA	1	*	*	*				*	14	1
P O	5310-913-9776	WASHER, LOCK, FLAT: EXTERNAL TOOTH, BRASS, GROUND STRAP MTG SCREW, 3/8-16 SCREW SIZE MS35335-91 (96906)	AC	EA	4	*	*	*				*	14	2
X20		LEAD, ELECTRICAL: GROUND STRAP, 12 1/2 IN. LG MS35915-4 (96906)	A	EA	1								14	3
X20		SCREW, CAP, HEXAGON HEAD: BRASS, GROUND STRAP MTG, 3/8-16 THD SIZE, 1 IN. LG MS35309-360 (96906)	AC	EA	1								14	4
X20		SCREW, CAP, HEXAGON HEAD: GROUND STRAP MTG, 3/8-16 THD SIZE, 1 1/4 IN. LG MS35309-362 (96906)	C	EA	1								14	4
X20		STRUD, GROUNDING: GROUND STRAP MTG 13214E1223 (97403)	BD	EA	2								14	4
O	5310-087-4692	NUT, SELF-LOCKING, HEXAGON: BRACKET MTG SCREW, 3/8-16 SCREW SIZE MS51922-17 (96906)	AC	EA	4	*	*	*				*	14	5
O	5310-080-6004	WASHER, FLAT: BRACKET MTG SCREW, 3/8-16 SCREW SIZE MS27183-14 (96906)	AC	EA	8	*	*	*				*	14	6

(1) MR NOE	FEDERAL STOCK NUMBER	DESCRIPTION REF NUMBER & MFR CODE	USABLE ON CODE	UNIT OF MEAS	QTY C HT	30-DAY DS MAINT ALLOWANCE			DAY GS MAINT ALLOWANCE			(8) YR LW ER NO UIP TCY	(9) ILLUS- TRATION	
						(a) 1-20	(b) D	(c) 1-100	(a) 0	(b) 1-50	(c) 51-100		(a) FIG. NO.	(b) EM O.
0	1305-269-3211	SCREW, CAP, HEXAGON HEAD: BRACKET MTG, 3/8-16 THD SIZE, 1 IN. LG MS90725-60 (96906)	A	EA	2	*		*				*	14	7
0	1305-269-3212	SCREW, CAP, HEXAGON HEAD: BRACKET MTG, 3/8-16 THD SIZE, 1 1/8 IN. LG MS90725-61 (96906)	C	EA	2	*	*	*				*	14	7
X20		BRACKET, SUPPORT: DISTRIBUTION BOX 13214E1422 (97403)	AC	EA	2								14	8
0	1310-087-4652	NUT, SELF-LOCKING, HEXAGON: BRACKET MTG SCREW, 3/8-16 SCREW SIZE MS51922-17 (96906)	AC	EA	4	*	*	*				*	14	9
0	1310-080-6004	WASHER, FLAT: BRACKET MTG SCREW, 3/8-16 SCREW SIZE MS27183-14 (96906)	AC	EA	8	*	*	*				*	14	10
0	1305-269-3211	SCREW, CAP, HEXAGON HEAD: BRACKET MTG, 3/8-16 THD SIZE, 1 IN. LG MS90725-60 (96906)	AC	EA	4	*	*	*				*		11
20		BRACKET, SUPPORT: DISTRIBUTOR BOX 13214E1422 (97403)	AC	EA	2									12
0	5310-087-4652	NUT, SELF-LOCKING, HEXAGON: BRACE MTG SCREW, 3/8-16 SCREW SIZE MS51922-17 (96906)	AC	EA	2	*	*	*				*		13
0	5310-080-6004	WASHER, FLAT: BRACE MTG SCREW, 3/8-16 SCREW SIZE MS27183-14 (96906)	AC	EA	4	*	*	*				*		14
0	5305-269-3218	SCREW, CAP, HEXAGON HEAD: BRACE MTG, 3/8-16 THD SIZE, 2 1/2 IN. LG MS90725-68 (96906)	AC	EA	2	*	*	*				*		15
0	5310-087-4652	NUT, SELF-LOCKING, HEXAGON: BRACE MTG SCREW, 3/8-16 SCREW SIZE MS51922-17 (96906)	AC	EA	2	*	*	*				*		16
0	5310-080-6004	WASHER, FLAT: BRACE MTG SCREW, 3/8-16 SCREW SIZE MS27183-14 (96906)	AC	EA	4	*	*	*				*		17
0	5305-269-3218	SCREW, CAP, HEXAGON HEAD: BRACE MTG, 3/8-16 THD SIZE, 2 1/2 IN. LG MS90725-68 (96906)	AC	EA	2	*	*	*				*		18
20		BRACE: DIM A 38, 40, OUTSIDE, DISTRIBUTION BOX 13214E1423-2 (97403)	AC	EA	2									19
0	5310-087-4652	NUT, SELF-LOCKING, HEXAGON: BRACKET MTG SCREW, 3/8-16 SCREW SIZE MS51922-17 (96906)	AC	EA	4	*	*	*				*		20
0	5310-080-6004	WASHER, FLAT: BRACKET MTG SCREW, 3/8-16 SCREW SIZE MS27183-14 (96906)	AC	EA	8	*	*	*				*		21
0	5305-269-3211	SCREW, CAP, HEXAGON HEAD: BRACKET MTG, 3/8-16 THD SIZE, 1 IN. LG MS90725-60 (96906)	A	EA	4	*	*	*				*		22
20		BRACKET, SUPPORT: DISTRIBUTION BOX 13214E1422 (97401)	AC	EA	2									23
0	5310-087-4652	NUT, SELF-LOCKING, HEXAGON: BRACKET MTG SCREW, 3/8-16 SCREW SIZE MS51922-17 (96906)	AC	EA	2	*	*	*				*		24
0	5310-080-6004	WASHER, FLAT: BRACKET MTG SCREW, 3/8-16 SCREW SIZE MS27183-14 (96906)	AC	EA	4	*	*	*				*		25
0	5305-269-3211	SCREW, CAP, HEXAGON HEAD: BRACKET MTG, 3/8-16 THD SIZE, 1 1/8 IN. LG MS90725-60 (96906)	A	EA	2	*	*	*				*		26

(1) SMR CODE	(2) FEDERAL STOCK NUMBER	(3) DESCRIPTION REF NUMBER & MFR CODE	USABLE ON CODE	(4) UNIT OF MEAS	(5) QTY INC IN UNIT	(6) 30-DAY DS MAINT ALLOWANCE			(7) 30-DAY GS MAINT ALLOWANCE			(8) 1-YR ALW PER 100 EQUIP CNTGY	(9) ILLUS- TRATION	
						(a)	(b)	(c)	(a)	(b)	(c)		(a)	(b)
						1-20	21-50	51-100	1-20	21-50	51-100		FIG. NO.	ITEM NO.
P O	5305-269-3212	SCREW, CAP, HEXAGON HEAD: BRACKET MTG, 3/8-16 THD SIZE, 1 1/8 IN. LG MS90725-61 (96906)	C	EA	2	*	*	*				*	14	26
X20		BRACKET, SUPPORT: DISTRIBUTION BOX 13214E1422 (97403)	A	EA	1								14	27
X20		BRACKET, SUPPORT: DISTRIBUTION BOX 13216E7542 (97403)	C	EA	1								14	27
P O	5310-087-4652	NUT, SELF-LOCKING, HEXAGON: BRACE MTG SCREW, 3/8-16 SCREW SIZE MS51922-17 (96906)	AC	EA	2	*	*	*				*	14	28
P O	5310-080-6004	WASHER, FLAT: BRACE MTG SCREW, 3/8-16 SCREW SIZE MS27183-14 (96906)	AC	EA	4	*	*	*				*	14	29
P O	5305-269-3218	SCREW, CAP, HEXAGON HEAD: BRACE MTG, 3/8-16 THD SIZE, 2 1/2 IN. LG MS90725-68 (96906)	AC	EA	2	*	*	*				*	14	30
P O	5310-087-4652	NUT, SELF-LOCKING, HEXAGON: BRACE MTG SCREW, 3/8-16 SCREW SIZE MS51922-17 (96906)	AC	EA	2	*	*	*				*	14	31
P O	5310-080-6004	WASHER, FLAT: BRACE MTG SCREW, 3/8-16 SCREW SIZE MS27183-14 (96906)	AC	EA	4	*	*	*				*	14	32
P O	5305-269-3218	SCREW, CAP, HEXAGON HEAD: BRACE MTG, 3/8-16 THD SIZE, 2 1/2 IN. LG MS90725-68 (96906)	AC	EA	2	*	*	*				*	14	33
K20		BRACE: DIM A 37, 60, INSIDE, DISTRIBUTION BOX 13214E1423-1 (97403)	AC	EA	2								14	34
P O	5310-087-4652	NUT, SELF-LOCKING, HEXAGON: BASE MTG SCREW, 3/8-16 THD SIZE MS51922-17 (96906)	AC	EA	4	*	*	*				*	14	35
P O	5310-080-6004	WASHER, FLAT: BASE MTG SCREW, 3/8-16 SCREW SIZE MS27183-14 (96906)	AC	EA	8	*	*	*				*	14	36
P O	5305-269-3211	SCREW, CAP, HEXAGON HEAD: BASE MTG SCREW, 3/8-16 THD SIZE, 1 IN. LG MS90725-60 (96906)	A	EA	2	*	*	*				*	14	37
P O	5305-269-3213	SCREW, CAP, HEXAGON HEAD: BASE MTG, 3/8-16 THD SIZE, 1 1/4 IN. MS90725-62 (96906)	C	EA	2	*	*	*				*	14	37
P O	5310-087-4652	NUT, SELF-LOCKING, HEXAGON: BASE MTG SCREW, 3/8-16 THD SIZE MS51922-17 (96906)	AC	EA	5	*	*	*				*	14	38
P O	5310-080-6004	WASHER, FLAT: BASE MTG SCREW, 3/8-16 SCREW SIZE MS27183-14 (96906)	AC	EA	10	*	*	*				*	14	39
P O	5305-269-3212	SCREW, CAP, HEXAGON HEAD: BASE MTG, 3/8-16 SCREW SIZE MS90725-61 (96906)	AC	EA	5	*	*	*				*	14	40
K20		BASE, DISTRIBUTION BOX MOUNTING 13214E1421 (97403)	A	EA	1								14	41
K20		BASE, DISTRIBUTION BOX MOUNTING 13216E7537 (97403)	C	EA	1								14	41
X20		HOLD-DOWN, REEL: 16.36 IN. LG 13214E1426-1 (97403)	AC	EA	2								15	1

SMR CODE	FEDERAL STOCK NUMBER				(6)			(7)			(8) YR ALLW PER 100 DUMP MTOY	(9) US- ATION	
					0-DAY DS MAINT ALLOWANCE			30-DAY GS MAINT ALLOWANCE				1	2
					(a)	(b)	(c)	(1)	(2)	(3)			
					-20	21-50	51-100	1-20	21-50	51-100			
K20			3 7/8 13214E1426-2 (97403)	BD EA	12								1
K20			CABLE ASSEMBLY, POWER: DISTRIBUTION BOX 13214E1433-1 (97403)	A EA	1								2
K20			CABLE ASSEMBLY, POWER: DISTRIBUTION BOX 13216E7429 (97403)	A EA	2								2
P O	150-949-0451		CABLE ASSEMBLY: BRANCH ELECTRICAL POWER, DISTRIBUTOR BOX 13214E1433-3 (97403)	B EA	1	*	*	*			4		2
P O	115-484-3466		CABLE ASSEMBLY, POWER: DISTRIBUTION BOX, 1 3/8 IN. LG 13216E7546-1 (97403)	C EA	1	*	*	*			2		2
K20			CABLE ASSEMBLY: BRANCH ELECTRICAL POWER, DISTRIBUTOR BOX 13216E7546-3 (97403)	D EA	1								2
K20			ADAPTER, POWER CABLE 13214E7478 (97403)	D EA	1								3
K20			REEL: CABLE 13214E1425 (97403)	EA	31								5
P O	1310-087-465		NUT, SELF-LOCKING: ACCESSORY BOX MTG SCREW, 3/8-16 SCREW SIZE MS91922-17 (96906)	BD EA	11	*	*	*					6
P O	1310-080-600		WASHER, FLAT: ACCESSORY BOX MTG SCREW, 3/8-16 SCREW SIZE MS2718314 (96906)	BD EA	21	*	*	*			*		6
P O	1305-269-451		SCREW, CAP, HEXAGON HEAD: ACCESSORY BOX MTG, 3/8-16 THD SIZE, 1 3/8 IN. LG MS90725-63 (96906)	BD EA	1	*	*	*			*		6
K20			BOX, ACCESSORY 13214E1453 (97403)	BD EA									6
				BD EA									6
P O	1310-088-125		NUT, SELF-LOCKING, HEXAGON: CLAMP MTG SCREW, 1/4-20 SCREW SIZE MS91922-1 (96906)	AB EA		*	*	*			*		6
K20			WASHER, FLAT: CLAMP MTG SCREW 1/4-20 SCREW SIZE MS27183-10 (96906)	AB EA	1								6
P O	5305-958-524		SCREW, MACHINE: CLAMP MTG, 1/4-20 THD SIZE, 1 IN. LG MS35190-291 (96906)	A EA									11
P O	5305-958-524		SCREW, MACHINE: CLAMP MTG, 1/4-20 THD SIZE, 3/4 IN. LG MS35190-289 (96906)	B EA									11
			CLAMP, GROUND ROD 13212E3617-1 (97403)	AB EA									1
			13205E1449 (97403)	BD EA	16								1
			WASHER, LOCK, SPRING: HOLD-DOWN ROD, 3/8-16 SCREW SIZE MS33340-16 (96906)	BD EA	16								1
			WASHER, FLAT: HOLD-DOWN ROD, 3/8-16 SCREW SIZE MS27183-14 (96906)	BD EA	16								1

(1) SMR CODE	(2) FEDERAL STOCK NUMBER	(3) DESCRIPTION REF NUMBER & MFR CODE	USABLE ON CODE	(4) UNIT OF MEAS	(5) QTY INC IN UNIT	(6) 30-DAY DS MAINT ALLOWANCE			(7) 30-DAY GS MAINT ALLOWANCE			(8) 1-YR ALW PER 100 EQUIP CNTGY	(9) ILLUS- TRATION	
						(a)	(b)	(c)	(a)	(b)	(c)		(a)	(b)
						1-20	21-50	51-100	1-20	21-50	51-100		FIG. NO.	ITEM NO.
X20		FRAME, DISTRIBUTION BOX 13214E1431 (97403)	BD	EA	4								17	4
X20		BASE, DISTRIBUTION BOX 13214E1456 (97403)	BD	EA	8								17	5
P O	5315-844-5831	PIN, SPRING: TUBULAR HOLD-DOWN ROD, 3/8 IN. DIA, 1 IN. LG MS16562-77 (96906)	BD	EA	16	*	*	*				*	17	6
X20		ROD, HOLD-DOWN: FIRST BOX, PORTABLE DISTRIBUTION 13214E1430-4 (97403)	BD	EA	16								17	7
P O	5310-088-1251	NUT, SELF-LOCKING: BASE MTG SCREW, 1/4-20 SCREW SIZE MS51922-1 (96906)	BD	EA	16	*	*	*				*	17	8
X20		WASHER, FLAT: BASE MTG SCREW, 1/4-20 SCREW SIZE MS27183-10 (96906)	BD	EA	16	*	*	*				*	17	9
P O	5305-958-5247	SCREW, MACHINE: BASE MTG, 1/4-20 THD SIZE, 2 IN. LG MS35190-291 (96906)	BD	EA	16	*	*	*				*	17	10
X20		BASE, DISTRIBUTION BOX 13214E1457 (97403)	BD	EA	4								17	11
P O	5306-933-0596	BOLT, HOOK, TURNBUCKLE: ACCESSORY BOX, 5/16-18 THD SIZE, 4 1/2 IN. LG MS27953-4 (96906)	BD	EA	4	*	*	*				*	18	1
K20		BODY, TURNBUCKLE: ACCESSORY BOX MS27954-2 (96906)	BD	EA	4								18	2
P O	5310-959-7600	NUT, SELF-LOCKING: U-BOLT MTG, 1/4-20 SCREW SIZE MS51922-5 (96906)	BD	EA	8	*	*	*				*	18	3
K20		WASHER, FLAT: U-BOLT MTG, 1/4-20 SCREW SIZE MS27183-10 (96906)	BD	EA	8								18	4
P O	5306-993-3614	BOLT, U: TURNBUCKLE, CADMIUM PLATED MS3104-5-8 (80209)	BD	EA	4	*	*	*				*	18	5
P O	5306-990-8798	BOLT, EYE, TURNBUCKLE MS27950-3 (96906)	BD	EA	4	*	*	*				*	18	6
K20		BOX, ACCESSORY 13214E1455 (97403)	BD	EA	2								18	7
P O	5310-087-4652	NUT, SELF-LOCKING, HEXAGON: BRACKET MTG SCREW, 3/8-16 SCREW SIZE MS51922-17 (96906)	BD	EA	8	*	*	*				*	18	8
P O	5310-080-6004	WASHER, FLAT: BRACKET MTG SCREW, 3/8-16 SCREW SIZE MS27183-14 (96906)	BD	EA	16	*	*	*				*	18	9
P O	5310-637-9541	WASHER, LOCK: BRACKET MTG SCREW, 3/8-16 SCREW SIZE MS35338-46 (96906)	BD	EA	8	*	*	*				*	18	10
P O	5305-269-4511	SCREW, CAP HEXAGON HEAD: BRACKET MTG, 3/8-16 THD SIZE, 1 3/8 IN. MS90723-63 (96906)	BD	EA	8	*	*	*				*	18	11
P O	5310-087-4652	NUT, SELF-LOCKING, HEXAGON: BRACKET MTG SCREW, 3/8-16 SCREW SIZE MS51922-17 (96906)	BD	EA	8	*	*	*				*	18	12
P O	5310-080-6004	WASHER, FLAT: BRACKET MTG SCREW, 3/8-16 SCREW SIZE MS27183-14 (96906)	BD	EA	16	*	*	*				*	18	13

(1) R DC	(2) FEDERAL STOCK NUMBER	(3) DESCRIPTION REF NUMBER & MFR CODE	(4) USABLE ON CODE	(5) UNIT OF MEAS	(6) QTY INC IN UNIT	(6) 30-DAY DS MAINT ALLOWANCE			(7) 30-DAY GS MAINT ALLOWANCE			(8) YR ALW PER 100 EQUIP CHNGY	(9) ILLUS- TRATION	
						(a)	(b)	(c)	(a)	(b)	(c)		(a)	(b)
						1-20	21-50	51-100	1-20	21-50	51-100		FIG. NO.	ITEM NO.
o	5305-269-3214	SCREW, CAP. HEXAGON HEAD: BRACKET MTG, 3/8-16 THD SIZE, 1 1/2 IN. LG MS90725-64 (96906)	BD	EA	8	.	.	*				.	18	14
X2o		BRACKET, MOUNTING: PORTABLE ACCESSORY BOX 13214E1458 (97403)	BD	EA	4								18	15
o	5310-087-4652	NUT, SELF-LOCKING, HEXAGON: DISTRIBUTION BOX BRACKET MTG SCREW, 3/8-16 SCREW SIZE MS51922.17 (96906)	BD	EA	4	*	.	.				.	19	1
o	5310-080-6004	WASHER, FLAT: DISTRIBUTION BOX BRACKET MTG SCREW, 3/8-16 SCREW SIZE MS27183-14 (96906)	BD	EA	8	*	.	.				.	19	2
o	5305-269-3211	SCREW, CAP. HEXAGON HEAD: DISTRIBUTION BOX BRACKET MTG, 3/8-16 THD SIZE, 1 IN. LG MS90725-60 (96906)	BD	EA	4	*	.	.				.	19	3
o		BRACKET, DISTRIBUTION BOX 13214E1422 (97403)	BD	EA	2	.						.	19	4
o	5310-087-4652	NUT, SELF-LOCKING, HEXAGON: DISTRIBUTION BOX BRACKET MTG SCREW, 3/8-16 SCREW SIZE MS51922-17 (96906)	BD	EA	4	*	.	.				.	19	5
c	5310-080-6004	WASHER, FLAT: DISTRIBUTION BOX BRACKET MTG SCREW, 3/8-16 SCREW SIZE MS27183-14 (96906)	BD	EA	8	.	*	.				.	19	6
o	5305-269-3211	SCREW, CAP. HEXAGON HEAD: DISTRIBUTION BOX BRACKET MTG, 3/8-16 THD SIZE, 1 IN. LG MS90725-60 (96906)	BD	EA	4	19	7
m		BRACKET, DISTRIBUTION BOX 13214E1422 (97403)	BD	EA	2							.	19	8
o	5310-087-4652	NUT, SELF-LOCKING, HEXAGON: DISTRIBUTION BOX BRACKET MTG SCREW, 3/8-16 SCREW SIZE MS51922-17 (96906)	BD	EA	2	19	9
o	5310-080-6004	WASHER, FLAT: DISTRIBUTION BOX BRACKET MTG SCREW, 3/8-16 SCREW SIZE MS27183-14 (96906)	BD	EA	4	*	.	.				.	19	10
o	5305-269-3211	SCREW, CAP. HEXAGON HEAD: DISTRIBUTION BOX BRACKET MTG, 3/8-16 THD SIZE, 1 1/2 IN. LG MS90725-68 (96906)	m	EA	2	19	11
o	5310-087-4652	NUT, SELF-LOCKING, HEXAGON: DISTRIBUTION BOX BRACKET MTG SCREW, 3/8-16 SCREW SIZE MS51922.17 (96906)	BD	EA	2	19	12
o	5310-080-6004	WASHER, FLAT: DISTRIBUTION BOX BRACKET MTG SCREW, 3/8-16 SCREW SIZE MS27183-14 (96906)	BD	EA	4	19	13
o	5305-269-3211	SCREW, CAP. HEXAGON HEAD: DISTRIBUTION BOX BRACKET MTG, 3/8-16 THD SIZE, 1 1/2 IN. LG MS90725-68 (96906)	m	EA	2	19	14
20		BRACE, DISTRIBUTION BOX 13214E1423-3 (97403)	B	EA	1							.	19	15
20		BRACE, DISTRIBUTION BOX 13216E7555 (97403)	O	EA	1							.	19	15
o	5310-584-7995	NUT, PLAIN, HEXAGON: ELECTRICAL LEAD MTG SCREW, 3/8-16 SCREW SIZE MS16203-27 (96906)	BD	EA	2	19	16

(1) SMR CODE	(2) FEDERAL STOCK NUMBER	(3) DESCRIPTION REF NUMBER & MFR CODE	USABLE ON CODE	(4) UNIT OF MEAS	(5) QTY INC IN UNIT	(6) 30-DAY DS MAINT ALLOWANCE			(7) 30-DAY GS MAINT ALLOWANCE			(8) 1-YR ALW PER 100 EQUIP CNTGY	(9) ILLUS- TRATION	
						(a)	(b)	(c)	(a)	(b)	(c)		(a)	(b)
						1-20	21-50	51-100	1-20	21-50	51-100			
P O	5310-913-9776	WASHER, LOCK: ELECTRICAL LEAD MTG SCREW, 3/8-16 SCREW SIZE MS35335-91 (96906)	BD	EA		*	*	*				*	19	17
P O	6140-913-5905	LEAD, ELECTRICAL: DISTRIBUTION BOX GROUNDING, NO. 2 AWG, 12 1/2 IN. LONG MS35915-4 (96906)	D	EA	1	*	*	2				10	19	18
K20		SCREW, CAP, HEXAGON HEAD: ELECTRICAL LEAD MTG, 3/8-16 THD SIZE, 1 1/4 IN. LG MS35309-362 (96906)	BD	EA	2	*	*	*				*	19	19
P O	5310-087-4652	NUT, SELF-LOCKING, HEXAGON: DISTRIBUTION BOX MTG SCREW, 3/8-16 SCREW SIZE MS31922-17 (96906)	BD	EA	8	*	*	*				*	19	20
P O	5310-080-6004	WASHER, FLAT: DISTRIBUTION BOX MTG SCREW, 3/8-16 SCREW SIZE MS27183-14 (96906)	BD	EA	16	*	*	*				*	19	21
P O	5305-269-3211	SCREW, CAP, HEXAGON HEAD: DISTRIBUTION BOX MTG, 3/8-16 THD SIZE, 1 IN. LG MS90725-60 (96906)	B	EA	4	*	*	*				*	19	22
P O	5305-269-3212	SCREW, CAP, HEXAGON HEAD: DISTRIBUTION BOX MTG, 3/8-16 THD SIZE, 1 1/8 IN. LG MS90725-61 (96906)	D	EA	4	*	*	*				*	19	22
P O	5310-087-4652	NUT, SELF-LOCKING, HEXAGON: BASE MTG SCREW, 3/8-16 SCREW SIZE MS31922-17 (96906)	BD	EA	10	*	*	*				*	19	23
P O	5310-080-6004	WASHER, FLAT: BASE MTG SCREW, 3/8-16 SCREW SIZE MS27183-14 (96906)	BD	EA	20	*	*	*				*	19	24
P O	5305-269-3213	SCREW, CAP, HEXAGON : BASE MTG, 3/8-16 THD SIZE, 1 1/4 IN. LG MS90725-62 (96906)	B	EA	5	*	*	*				*	19	25
P O	5305-269-4511	SCREW, CAP, HEXAGON HEAD: BASE MTG, 3/8-16 THD SIZE, 1 3/8 IN. LG MS90725-63 (96906)	D	EA	5	*	*	*				*	19	25
K20		BASE, DISTRIBUTION BOX 13214E1454 (97403)	B	EA	1								19	26
K20		BASE, DISTRIBUTION BOX 13216E7556 (97403)	D	EA	1								19	26
		GROUP 06 - DISTRIBUTION BOXES												
2F R		DISTRIBUTION BOX ASSEMBLY 13214E1365 (97403)	AB	EA	2								20	
2F R		DISTRIBUTION BOX ASSEMBLY 13216E7470 (97403)	CD	EA	2								20	
F		AMMETER: DISTRIBUTION BOX PANEL MILM030A-14MR36V50AAR (81349)		EA	3	*	*	2				10	20	1
2F		WIRING HARNESS, AMMETER 13216E7486 (97403)	AB	EA	1								20	2
2F		WIRING HARNESS, AMMETER 13216E7475 (97403)	CD	EA	1								20	2
P O	6210-067-8368	LENS, INDICATOR LIGHT: PANEL MILL3661-19STYLC19CD1 (81349)		EA	9	2	4	8				90	20	3
P O	6240-223-9105	LAMP, GLOW: INDICATOR LIGHT, 90V DC, 67V AC MILL5098TYPONE51 (81349)		EA	9	4	8	16				180	20	4

SMR CODE	FEDERAL STOCK NUMBER	DESCRIPTION REF NUMBER & MFR CODE	USABLE ON CODE	UNIT OF MEAS	Y	(6) 0-DAY DS MAINT ALLOWANCE			(6) 3-DAY GS MAINT ALLOWANCE			YR LW ER 30 IUIP ITGY	(9) ILLUSTRATION	
						(a)	(b)	(c)	(a)	(b)	(c)		(a)	(b)
						-20	50	100	20	1-50	1-100		FIG. NO.	EM. NO.
X2F		HOUSING, INSULATION; JCBT MILL3661-9STYLELM77-1 (81349)		EA	9								20	5
X2F		WIRING HARNESS, PANEL LIGHTS 13216E7427 (97403)	AB	EA	1								20	5
X2F		WIRING HARNESS, PANEL LIGHTS 13216E7534 (97403)	CD	EA	1								20	5
P O	5310-761-6882	NUT, PLAIN, HEXAGON; WELDLESS CHAIN MTG SCREW, NO. 14-20 THD SIZE MS51967-2 (96906)		EA	4	*	*				*		20	7
P O	5310-582-5965	WASHER, LOCK, SPLIT; WELDLESS CHAIN MTG SCREW, 1/4-20 SCREW SIZE MS35338-44 (96906)		EA	4	*	*				*		20	3
X20		WASHER, FLAT; WELDLESS CHAIN MTG SCREW, 1/4-20 SCREW SIZE MS27183-10 (96906)		EA	4								20	9
P O	5305-986-1723	SCREW, MACHINE, PAN HEAD; WELDLESS CHAIN MTG, 1/4-20 THD SIZE, 1/2 IN. LG MS35206-279 (96906)	AB	EA	4	*	*				*		20	0
P O	5305-986-1724	SCREW, MACHINE, PAN HEAD; WELDLESS CHAIN MTG, 1/4-20 THD SIZE, 5/8 IN. LG MS35206-200 (96906)	CD	EA	4	*	*				*		20	0
X20		HOOK, CHAIN; WELDLESS CHAIN, STAINLESS STEEL, 105 IN. LG, 15/16 IN. DIA MS67006-13 (96906)		EA	4								0	1
X20		INSULATION, SLEEVE; WELDLESS CHAIN MIL1-744TYPE1 CLASS2 (81349)		EA	4								0	2
X20		CHAIN, WELDLESS; DISTRIBUTION BOX PANEL MTG, NO. 0, 20 IN. LG RRC271TYPE2CLASS3 (81348)		EA	4								0	3
F	5310-334-1754	NUT, PLAIN, HEXAGON; PANEL MTG SCREW, NO. 10-24 THD SIZE MS35249-202 (96906)		EA	4						*		20	14
X2F		WASHER, LOCK, SPRING; PANEL MTG SCREW, NO. 10-24 SCREW SIZE MS35338-43 (96906)		EA	4								20	15
F	5310-503-0746	WASHER, FLAT; PANEL MTG SCREW, NO. 10-24 SCREW SIZE MS27183-8 (96906)		EA	4						*		20	16
F	5305-104-210	SCREW, MACHINE, PAN HEAD; PANEL MTG, NO. 10-24 THD SIZE, 1/2 IN. LG MS35206-263 (96906)		EA	4						*		20	17
X2F		PANEL, DISTRIBUTION BOX 13214E1372 (97403)	AB	EA	1								20	16
X2F		PANEL, DISTRIBUTION BOX 13216E7529 (97403)	CD	EA	1								20	18
X20		PLATE, INFORMATION; DISTRIBUTION BOX, 200 AMPS, 120/240V AC 13214E1337-1 (97403)		EA	1								20	19
P O	5305-835-0962	SCREW, TAPPING, THREAD; PLATE MTG, NO. 2-56 THD SIZE, 1/4 IN. LG MS24629-3 (96906)		EA	2								2	20
P O	5310-087-0051	WASHER, FLAT; PLATE MOUNTING SCREW, NO. 2-56 SCREW SIZE MS27183-2 (96906)		EA	2								2	21

(1) SMR CODE	(2) FEDERAL STOCK NUMBER	(3) DESCRIPTION REF NUMBER & MFR CODE	(4) USABLE ON CODE	(5) QTY INC IN UNIT	(6) 30-DAY DS MAINT ALLOWANCE			(7) 30-DAY GS MAINT ALLOWANCE			(8) 1-YR ALW PER 100 EQUIP CNTGY	(9) ILLUS- TRATION	
					(a)	(b)	(c)	(a)	(b)	(c)		(a)	(b)
					1-20	21-30	31-100	1-20	21-30	31-100		FIG. NO.	ITEM NO.
P O	5315-829-1480	PIN, COTTER: COVER ARM, 5/64 IN. DIA, 1/2 IN. LG MS24665-208 (96906)		EA	1	*	*	*			*	20	22
X20		ARM, COVER: DISTRIBUTION BOX 13214E1381 (97403)		EA	1							20	23
X20		COVER, PROTECTIVE: RECEPTACLE, SIZE 32, TYPE B MS17349C32B (96906)	AB	EA	9							20	24
P F	5310-534-9758	NUT, PLAIN, HEXAGON: RECEPTACLE MTG SCREW, NO. 10-24 SCREW SIZE MS35643-202 (96906)		EA	36	*	*	*			*	20	25
2F		WASHER, LOCK, SPL IT: RECEPTACLE MTG SCREW, NO. 10-24 SCREW SIZE MS35338-43 (96906)		EA	36							20	26
P F	5310-309-3546	WASHER, FLAT: RECEPTACLE MTG SCREW, NO. 10-24 SCREW SIZE MS27183-8 (96906)		EA	27	*	*	*			*	20	27
P F	5305-984-6212	SCREW, MACHINE, PAN HEAD: RECEPTACLE MTG, NO. 10-24 THD SIZE, 3/4 IN. LG MS35206-265 (96906)		EA	36	*	*	*			*	20	28
2F		GASKET: RUBBER, SYNTHETIC, RECEPTACLE 13205E5156 (97403)	AB	EA	9							20	29
O	5305-055-0562	SCREW, TAPPING, THREAD: DESIGNATION: PLATE MTG, NO. 2-56 THD SIZE, 1/4 IN. LG MS24629-3 (96906)		EA	36	*	*	*			*	20	30
O	5310-067-0057	WASHER, FLAT: DESIGNATION PLATE MTG SCREW, NO. 2-56 SCREW SIZE MS27183-2 (96906)		EA	36	*	*	*			*	20	31
20		PLATE, DESIGNATION: FIG 1, PHASE A 13214E1375-1 (97403)		EA	1							20	32
20		PLATE, DESIGNATION: FIG 2, PHASE B 13214E1375-2 (97403)		EA	1							20	33
20		PLATE, DESIGNATION: FIG 3, PHASE C 13214E1375-3 (97403)		EA	1							20	34
20		PLATE, DESIGNATION: FIG 4, PHASE A 13214E1375-4 (97403)		EA	1							20	35
20		PLATE, DESIGNATION: FIG 5, PHASE B 13214E1375-5 (97403)		EA	1							20	36
20		PLATE, DESIGNATION: FIG 6, PHASE C 13214E1375-6 (97403)		EA	1							20	37
X20		PLATE, DESIGNATION: FIG 7, PHASE A 13214E1375-7 (97403)		EA	1							20	38
20		PLATE, DESIGNATION: FIG 8, PHASE B 13214E1375-8 (97403)		EA	1							20	39
20		PLATE, DESIGNATION: FIG 9, PHASE C 13214E1375-9 (97403)		EA	1							20	40
2F		BOX, DISTRIBUTION 13214E1366 (97403)	AB	EA	1							20	41
2F		BOX, DISTRIBUTION 13216E7526 (97403)	CD	EA	1							20	41
O	5325-401-6739	CIRCUIT BREAKER 13216E746 (97403)		EA	9	*	*	2			10	21	1
P F	5310-534-9758	NUT, PLAIN, HEXAGON: PANEL MTG SCREW, NO. 10-24 SCREW SIZE MS35643-202 (96906)		EA	4	*	*	*			*	21	2

SMR CODE	FEDERAL STOCK NUMBER	DESCRIPTION EF NUMBER & MFR CODE	USABLE ON CODE	(4) UNIT OF MEAS	(5) Y C HT	(6) -DAY DS MAINT ALLOWANCE		(7) -DAY GS MAINT ALLOWANCE			IR W IR O UIP TCY	.LUS- R	
						(a) 20	(b) 1-50	(1) 20	(b) 1-50	(3) 100		(1) G D.	(1) M
X2F		WASHER, LOCK, SPRING: PANEL MTG SCREW, NO. 10-24 SCREW SIZE MS35338-43 (96906)	EA									11	3
P F	5310-809-8546	WASHER, FLAT: PANEL MTG SCREW, NO. 10-24 SCREW SIZE MS27183-8 (96906)	EA			*	*	*			*	11	4
P F	5305-984-6210	SCREW, MACHINE, PAN HEAD: PANEL MTG, NO. 10-24 THD SIZE, 1/2 IN. LG MS35206-263 (96906)	EA			*	*	*			*	11	5
P F		PANEL, POWER: DISTRIBUTION BOX 13205E5026 (97403)	AB EA			*	*	*			2	11	6
P F	6110-484-3461	PANEL, POWER: DISTRIBUTION BOX 13216E7530 (97403)	CD EA			*	*	*			2	11	6
P F	5310-934-9750	NUT, PLAIN, HEXAGON: BRACKET MTG SCREW, NO. 10-24 THD SIZE MS35649-202 (96906)	EA			*	*	*			*	11	7
X2F		WASHER, LOCK: BRACKET MTG SCREW, NO. 10-24 SCREW SIZE MS35338-43 (96906)	EA									11	8
P F	5310-809-8546	WASHER, FLAT: BRACKET MTG SCREW, NO. 10-24 SCREW SIZE MS27183-8 (96906)	EA			*	*	*			*	11	9
P F	5305-984-6210	SCREW, MACHINE, PAN HEAD: BRACKET MTG, NO. 10-24 THD SIZE, 1/2 IN. LG MS35206-263 (96906)	EA			*	*	*			*	11	0
X2F		BRACKET, PANEL: DISTRIBUTION POWER, LEFT SIDE 13214E1374 (97403)	EA									11	1
X2F		BRACKET, PANEL: DISTRIBUTION POWER, RIGHT SIDE 13214E1373 (97403)	EA									11	2
P F	5310-934-9750	NUT, PLAIN, HEXAGON: TERMINAL BOARD MTG SCREW, NO. 10-24 THD SIZE MS35649-202 (96906)	EA			*	*	*			*	2	13
X2F		WASHER, LOCK, SPLIT: TERMINAL BOARD MTG SCREW, NO. 10-24 SCREW SIZE MS35338-43 (96906)	EA									2	14
P F	5310-809-8546	WASHER, FLAT: TERMINAL BOARD MTG SCREW, NO. 10-24 SCREW SIZE MS27183-8 (96906)	EA			*	*	*			*	2	15
P F	5305-984-6210	SCREW, MACHINE, PAN HEAD: TERMINAL BOARD MTG, NO. 10-24 THD SIZE, 1 IN. LG MS35206-261 (96906)	EA			*	*	*			*	2	16
X2F		BOARD, TERMINAL - DISTRIBUTION BOX MIL-T-55164-3 TYPE 39TB6 (81349)	EA									2	17
X2F		STRAP, CABLE: ADJUSTABLE SELF-CLINCH MS17821-1-9 (96906) (AS REQUIRED)	FT									1	18
X20		COVER, REAR 13214E1383 (97403)	AB EA									1	1
X20		COVER WITH FASTENERS, REAR: DISTRIBUTION BOX 13216E7533 (97403)	CD EA									1	1

(1) SNR CODE	(2) FEDERAL STOCK NUMBER	(3) DESCRIPTION REF NUMBER & MFR CODE	(4) USABLE ON CODE	(5) UNIT OF MEAS	QTY INC IN UNIT	(6) 30-DAY DS MAINT ALLOWANCE			(7) 30-DAY GS MAINT ALLOWANCE			(8) 1-YR ALW PER 100 EQUIP CNTGY	(9) ILLUS- TRATION	
						(a)	(b)	(c)	(a)	(b)	(c)		(a) FIG. NO.	(b) ITEM NO.
						1-20	21-50	51-100	1-20	21-50	51-100			
X2F		STUFFING TUBE 13212E3582-7 (97403)		EA	1								22	2
X2F		PACK ING. PREFORMED MS28775-238 (96906)		EA	1								22	3
P F		WIRING HARNESS, RECEPTACLES 13216E7428 (97403) (INCLUDES RECEPTACLES AND GASKETS)	AB	EA	1	*	*	*				2	22	4
P F	6110-484-3464	WIRING HARNESS, RECEPTACLES 13216E7473 (97403) (INCLUDES RECEPTACLES AND GASKETS)	CD	EA	1	*	*	*				2	22	4
P F	5305-989-7434	SCREW, MACHINE: CLAMP MTG, NO. 10-24 THD SIZE, 1 1/4 IN. LG MS35207-268 (96906)		EA	6	*	*	*				*	22	5
X2F		WASHER, LOCK: CLAMP MTG SCREW, NO. 10-24 SCREW SIZE MS35338-43 (96906)		EA	6								22	6
X2F		CLAMP, CURRENT TRANSFORMER 13214E1380 (97403)	AB	EA	3								22	7
X2F		CLAMP, CURRENT TRANSFORMER 13216E7532 (97403)	CD	EA	3								22	7
P F		TRANSFORMER, CURRENT: DISTRIBUTION BOX 13214E1379 (97403)	AB	EA	3	*	*	*				3	22	8
P F	5950-436-0699	TRANSFORMER, CURRENT: DISTRIBUTION BOX 13216E7466 (97403)	CD	EA	3	*	*	*				3	22	8
P F	5305-225-3839	SCREW, CAP, HEXAGON HEAD: INSULATOR MOUNTING MS90725-9 (96906)		EA	6	*	*	*				*	22	9
P F	5310-582-5965	WASHER, LOCK, SPLIT: INSULATOR MTG SCREW, 1/4 SCREW SIZE MS35338-44 (96906)		EA	6	*	*	*				*	22	10
X2F		INSULATOR: STAND-OFF, CURRENT TRANSFORMER 13214E1378 (97403)	AB	EA	1								22	11
X2F		INSULATOR: STAND-OFF, CURRENT TRANSFORMER 13216E7531 (97403)	CD	EA	1								22	11
X2F		NUT, PLAIN, HEXAGON: LUG TERMINAL MTG SCREW, 1/2-13 SCREW SIZE MS16203-29 (96906)		EA	4								22	12
X2F		WASHER, LOCK: LUG TERMINAL MTG SCREW, 1/2-13 SCREW SIZE MS35335-93 (96906)		EA	4								22	13
F		TERMINAL, LUG MILT55156-1 TYPE LPO1L012 (81349)	AB	EA	4	*	*	*				5	22	14
F		TERMINAL, LUG LPO1L014 (81349)	CD	EA	4	*	*	*				5	22	14
X2F		NUT, PLAIN, HEXAGON: LUG TERMINAL MTG SCREW, 1/2-13 SCREW SIZE MS16203-29 (96906)		EA	4								22	15
X2F		WASHER, FLAT: LUG TERMINAL MTG SCREW, 1/2-13 SCREW SIZE AN961-816T (88044)		EA	4								22	16
F		TERMINAL, LUG MILT55156-1 TYPE LPO1L012 (81349)	AB	EA	4	REF	REF	REF				REF	22	17

(1) SMB COD	FEDERAL STOCK NUMBER	DESCRIPTION EF NUMBER & MFR CODE	USABLE ON CODE	UNIT OF MEAS	TY C 1 411	(6)			(7)			R W B JIP TGY	ILLU- STRATION	
						30-DA ALI	S MAINT OWAN	10- AL	IS MAINT OWANCE	(c)	1)		2)	
						a)	b)	c)	(b)					(c)
20	30	10	20	30	1-100	1)	2)							
P F		TERMINAL, LUG LPO1L014 (81349)	CD	EA		REF	REF	IE			REF	22	17	
X2F		WASHER, LOCK: LUG TERMINAL MTG SCREW, 1/2-13 SCREW SIZE MS35335-93 (96906)		EA								22	18	
X2F		SCREW, CAP, HEXAGON HEAD: LUG TERMINAL MTG, 1/2-13 THD SIZE, 2 3/4 IN. LG MS35309-418 (96906)		EA								22	19	
P F	5310-761-6882	NUT, PLAIN, HEXAGON: TERMINAL BOARD MTG SCREW, 1/4-20 SCREW SIZE MS91967-2 (96906)		EA		*	*				*	22	20	
P F	5310-582-5965	WASHER, LOCK, SPLIT: TERMINAL BOARD MTG SCREW, 1/4-20 SCREW SIZE MS35338-44 (96906)		EA		*	*				*	22	21	
X2F		BOARD, TERMINAL: LUG TERMINAL 13214E1377 (97403)		EA								22	22	
X2F		WASHER, FLAT: TERMINAL BOARD MTG SCREW, 1/4-20 SCREW SIZE MS27183-10 (96906)		EA								22	23	
P F	5305-071-2242	SCREW, CAP, HEXAGON HEAD: TERMINAL BOARD MTG, 1/4-20 THD SIZE, 1 1/8 IN. LG MS90725-9 (96906)		EA		*	*				*	22	24	
P F	5310-068-1251	NUT, SELF-LOCKING: BRACKET MTG SCREW, 1/4-20 SCREW SIZE MS91922-1 (96906)		EA		*	*				*	21	25	
X2F		WASHER, FLAT: BRACKET MTG SCREW, 1/4-20 SCREW SIZE MS27183-10 (96906)		EA								21	26	
X2F		BRACKET: TERMINAL BOARD MTG 13214E1376 (97403)		EA								21	27	
X2F		WASHER, FLAT: BRACKET MTG SCREW, 1/4-20 SCREW SIZE MS27183-10 (96906)		EA								21	28	
P F	5305-068-0502	SCREW, CAP, HEXAGON HEAD: BRACKET MTG, 1/4-20 THD SIZE, 3/4 IN. LG MS90725-6 (96906)		EA		*	*				*	21	29	
X2F		WIRE, ELECTRICAL: 600V, NO. 1 AWG MS2519081 (96906) (AS REQUIRED)		AB	FT							2	1	
X2F		WIRE, ELECTRICAL: 600V, NO. 16 AWG MS25190816 (96906) (AS REQUIRED)		AB	FT							2	2	
X2F		WIRE, ELECTRICAL: 600V, AW-0000 SIZE MS25190804 (96906) (AS REQUIRED)		CD	FT							23	3	
X2F		WIRE, ELECTRICAL: 600V, NO. 16 AWG MS25190816 (96906) (AS REQUIRED)			FT							23	4	
X2D		BOX, DISTRIBUTION, PORTABLE 13214E1332 (97403)		EA								24		
P O	5305-988-1784	SCREW, MACHINE, PAN HEAD: PANEL MTG, 1/4-20 THD SIZE, 5/8 IN. LG MS35206-280 (96906)		EA								24	1	
P O	5310-582-5965	WASHER, LOCK: PANEL MTG SCREW, 1/4-20 SCREW SIZE MS35338-44 (96906)		EA								24	2	

SRI CODE	FEDERAL STOCK NUMBER	DESCRIPTION REF NUMBER & MFR CODE	USABLE ON CODE	UN O ME	(5)			(6)			(7)			(8)	(9)	
					QTY INC IN UNI	30-DAY DS MAIN ALLOWANCE			30-DAY GS MAIN ALLOWANCE			1-YR ALW PER 100 EQUIP INTG	ILLUS- TRATION FIG NO.		ITEI NO.	
						(a)	(b)	(c)	(a)	(b)	(c)					
X2K		WASHER, FLAT: PANEL MTG SCREW, 1/4-20 SCREW SIZE MS27183-10 (96906)		EA	8									24	3	
X20		PANEL, FACE: DISTRIBUTION BOX 13214E1335 (97403)		EA	1									24	4	
X20		SCREW, CAP, HEXAGON HEAD: BRACKET AND HANDLE MTG, NO. 10-32 THD SIZE, 7/8 IN. LG FFS85TYPE2STYLE10 (81348)		EA	4									24	5	
0	5310-261-827	WASHER, LOCK: BRACKET AND HANDLE MTG SCREW, NO. 10-32 SCREW SIZE MS35338-100 (96906)		EA	4									24	6	
0	5310-045-520	WASHER, FLAT: BRACKET AND HANDLE MTG SCREW, BRASS, NO. 10-32 SCREW SIZE MS15795-908 (96906)		EA	4									24	7	
20		HANDLE, BOW: PANEL, NO. 10-32 THD SIZE, 3.31 IN. LG MS39087-6 (96906)		EA	2									24	8	
20		NUT, PLAIN, HEXAGON: POWER PANEL MTG SCREW, NO. 10-32 THD SIZE MS35650-302 (96906)		EA	4									24	9	
20		WASHER, LOCK, SPRING: POWER PANEL MTG SCREW, NO. 10-32 SCREW SIZE MS35338-43 (96906)		EA	4									24	10	
20		BRACKET: POWER PANEL MTG 13214E1336 (97403)		EA	2									24	11	
0	1310-309-8546	WASHER, FLAT: POWER PANEL MTG SCREW, NO. 10-32 SCREW SIZE MS27183-8 (96906)		EA	8									24	12	
20		SCREW, CAP, HEXAGON HEAD: POWER PANEL MTG, NO. 10-32 THD SIZE, 7/8 IN. LG FFS85TYPE2STYLE10 (81348)		EA	4									24	13	
X20		PANEL, POWER: DISTRIBUTION BOX 13214E1474 (97403)		EA	1									24	14	
0	925-818-4811	CIRCUIT BREAKER: DISTRIBUTION BOX 13214E1475 (97403)		EA	6	2	2					30		24	15	
X20		LENS, INDICATOR LIGHT MILL3661-19TYPELC19CD1 (81349)		EA	6									24	16	
0	6240-223-9105	LAMP, GLOW: INDICATOR LIGHT, 90V DC, 65V AC MILL15098TYPENE51 (81349)		EA	6	REF	REF	IE				REF		24	17	
0		HOUSING, INDICATOR LIGHT MILL3661-9TYPELM477-1 (81349)		EA	6									24	18	
0		STRAP, CABLE: ELECTRICAL WIRING, 1 3/4 IN. W MS17821-1-9 (96906) (AS REQUIRED)		FT										24	19	
0	5310-934-9757	NUT, PLAIN, HEXAGON HEAD: RECEPTACLE CONNECTOR MTG SCREW, NO. 8-32 THD SIZE MS35649-282 (96906)		EA	12									24	20	
0	5310-045-3299	WASHER, LOCK, SPRING: RECEPTACLE CONNECTOR MTG SCREW, NO. 8-32 SCREW SIZE MS35338-42 (96906)		EA	12									24	21	
0	5935-823-0910	CONNECTOR, RECEPTACLE, ELECTRIC: FACE PANEL WC596STYLED3 (81348)		EA	61		2							24	22	

MM CDO	(2) FEDERAL STOCK NUMBER	(3) DESCRIPTION REF NUMBER & MFR CODE	USABLE ON CODE	(6)						(8) L-VI ALY PER 100 QUA INTI	(9)	
				30-DAY DS MAINT ALLOWANCE			30-DAY GS MAINT ALLOWANCE				(10)	(11)
				(a) 1-20	(b) 21-3	(c) 4-10	(d) 1-2	(e) 21-3	(f) 4-10		(12) PI IN	(13) TE NO
P O	5310-809-8549	WASHER, FLAT: RECEPTACLE CONNECTOR MTG SCREW, NO. 8-32 SCREW SIZE MS27183-7 (96906)	EA		•						2	2
P O	5305-984-615	SCREW, MACHINE, PAN HEAD: RECEPTACLE CONNECTOR MTG, NO. 8-32 THD SIZE, 5/8 IN. LG MS35206-246 (96906)	EA		•						24	24
		HOOK, CHAIN: WELDLESS CHAIN MS07006-3 (96906)	EA								24	25
		CHAIN, WELDLESS: QUICK RELEASE PIN MNC271 TYPE2CLASS3 (81348)	EA								24	26
XBD		PIN, QUICK RELEASE: DISTRIBUTION BOX MS17984C303C (96906)	EA								24	27
P O	5310-934-975	NUT, PLAIN, HEXAGON: GROUND TERMINAL MTG SCREW, NO. 10-32 THD SIZE MS35650-302 (96906)	EA		•						24	28
P O	5310-576-575	WASHER, LOCK: GROUND TERMINAL MTG SCREW, NO. 10-32 SCREW SIZE MS35333-39 (96906)	EA		•						24	29
P O	5310-809-8544	WASHER, FLAT: GROUND TERMINAL MTG SCREW, NO. 10-32 SCREW SIZE MS27183-8 (96906)	EA		•						24	30
XBD		TERMINAL, LUG: FACE PANEL RECEPTACLE CONNECTOR GROUND, NO. 16-14 WIRE, NO. 10 STD MS20659-104 (96906)	EA								24	31
XBD		TERMINAL, LUG: DISTRIBUTION BOX RECEPTACLE CONNECTOR GROUND, NO. 6 WIRE, NO. 10 STD MS20659-130 (96906)	EA								24	32
O	5305-989-7434	SCREW, MACHINE, PAN HEAD: GROUND TERMINAL MTG, NO. 10-32 THD SIZE, 1/2 IN. LG MS35807-263 (96906)	EA		•						24	33
XBD		LUG, TERMINAL: FACE PANEL CONNECTOR RECEPTACLE GROUND 13214C1477 (97403)		2							24	34
F		CONNECTOR, RECEPTACLE, ELECTRICAL: DISTRIBUTION BOX MILC2714 TYPE2CLASS3 (81349)			•						24	35
O	5305-875-0962	SCREW, TAPPING: PLATE MTG, NO. 0.2-56 THD SIZE, 1/4 IN. LG MS24629-3 (96906)			•						24	36
O	5310-087-0057	WASHER, FLAT: PLATE MTG SCREW, NO. 0.2-56 SCREW SIZE MS27183-2 (96906)	EA		•						24	37
XBD		PLATE, INFORMATION: DISTRIBUTION BOX 13214C1337-2 (97403)	EA								24	38
XBD		BOX, DISTRIBUTION 13214C1333 (97403)	EA								24	39
XBD		WIRE, ELECTRICAL MS2519086 (96906) (AS REQUIRED)	FT								5	1
XBD		WIRE, ELECTRICAL MS2519088A (96906) (AS REQUIRED)	FT								5	2
XBD		WIRE, ELECTRICAL MS2519088D (96906) (AS REQUIRED)	FT								25	3

(1) SWR CODE	(2) FEDERAL STOCK NUMBER	DESCRIPTION REF NUMBER & MFR CODE	USABLE ON CODE	UNIT OF MEAS	(6) 10-DAYS MAINT ALLOWANCE			(7) 6-DAY GS MAINT ALLOWANCE			(8) YR LW ER OR RMP 17GV	(9) ILLUS- TRATION	
					(a)	(b)	(c)	(a)	(b)	(c)		(a)	(b)
					1-20	1-30	-11	1-20	21-30	-10E		FIG. NO.	EM O.
X20		WIRE, ELECTRICAL MS25190816 (96906) (AS REQUIRED)										25	4
		GROUP 07 - SYNCHRONIZER ASSEMBLY											
X2F		SYNCHRONIZER ASSEMBLY, ELECTRICAL 13214E1342 (97403)	A	EA								26	
P O	5305-993-1848	SCREW, MACHINE, PAN HEAD; COVER MTG, NO. 10-32 THD SIZE, 3/4 IN. LG MS35207-265 (96906)	A	EA		•	•				•	26	1
P O	5310-809-8546	WASHER, FLAT; COVER MTG SCREW, NO. 10-3 SCREW SIZE (96906)	A	EA		•	•				•	26	2
X20		WASHER, LOCK, SPRING; COVER MTG SCREW, NO. 10-32 SCREW SIZE MS35338-43 (96906)	A	EA								26	3
X20		COVER, SYNCHRONIZER ASSEMBLY 13214E1344 (97403)	A	EA								26	4
X20		SCREW, TAPPING; MTG, DESIGNATION, INSTRUCTION, INFORMATION, IDENTIFICATION PLATES, NO. 2-32 THD SIZE, 1/4 IN. LG MS24626-2 (96906)	A	EA	34							26	5
X20		PLATE, DESIGNATION: PILOT LIGHT 13214E1357 (97403)	A	EA								26	6
X20		PLATE, DESIGNATION: POWER CABLE 13214E1358 (97403)	A	EA								26	7
X20		PLATE, INSTRUCTION: OPERATING 13214E354 (97403)	A	EA								26	8
X20		PLATE, INSTRUCTION: CABLE CONNECTION 13214E1355 (97403)	A	EA								26	9
X20		PLATE, INFORMATION: SWITCH, IDENTIFICATION 13214E1356 (97403)	A	EA								26	10
X20		PLATE, DESIGNATION: GENERATOR, 1, PILOT 13214E1359 (97403)	A	EA								26	11
X20		PLATE, DESIGNATION: GENERATOR, 2, PILOT 13214E1360 (97403)	A	EA								26	12
X20		PLATE, DESIGNATION: GENERATOR, 1 IN. CABLE 13214E1361 (97403)	A	EA								26	13
X20		PLATE, DESIGNATION: GENERATOR, 2 IN. CABLE 13214E1362 (97403)	A	EA								26	14
X20		PLATE, DESIGNATION: GENERATOR, 1, PARALLEL CABLE 13214E1363 (97403)	A	EA								26	15
X20		PLATE, DESIGNATION: GENERATOR, 2, PARALLEL CABLE 13214E1364 (97403)	A	EA								26	16
X20		PLATE, IDENTIFICATION: SYNCHRONIZER ASSEMBLY 13214E1352 (97403)	A	EA								26	17
P O	5310-934-9751	NUT, PLAIN, HEXAGON; HANDLE MTG SCREW, NO. 10-32 THD SIZE MS35650-302 (96906)	A	EA		•	•				•	26	18

(1) SMR CODE	(2) FEDERAL STOCK NUMBER	(3) DESCRIPTION EF NUMBER & MFR CODE	(4) USABLE ON CODE	UNIT OF MEA	Y IT	(6) 0-DAY DS MAINT ALLOWANCE			30-DAY GS MAINT ALLOWANCE			YR ILLW PER 100 QUIP NTCY	(9) ILLUS- TRATION	
						(a)	(b)	(c)	(a)	(b)	(c)		G.	M.
						-20	-5	11	1-20	50	100			
X20		WASHER, LOCK: HANDLE MTG SCREW, NO. 10-32 SCREW SIZE MS35338-43 (96906)	A	EA	10								6	3
P O	531 0-809-8546	WASHER, FLAT: HANDLE MTG SCREW, NO. 10-32 SCREW SIZE MS27183-8 (96906)	A	EA	20	*	*					*	6	3
P O	5305-993-1848	SCREW, MACHINE, PAN HEAD: HANDLE MTG, NO. 10-32 THD SIZE, 3/4 IN. LG MS35207-265 (96906)	A	EA	10	*	*					*	6	1
X20		HANDLE: METAL, SPRING, BAIL TYPE MS18012-5 (96906)	A	EA	2								6	2
P F	5930-655-1514	SWITCH, TOGGLE: SYNCHRONIZING SWITCH MS35058-22 (96906)	A	EA	2	*	*					10	6	3
P F		BOOT, DUST AND WATER SEAL MILB5423-1 TYPEASTYLE1 (81 349)	A	EA	2	*	*					10	6	4
P F	5930-050-2681	SWITCH, TOGGLE: BY-PASS SWITCH MS35058-29 (96906)	A	EA	2	*	*					10	6	5
P F		BOOT, DUST AND WATER SEAL MILB5423-1 TYPEASTYLE1 (81 349)	A	EA	2	REF	REF	11				REF	6	5
X2F		WIRING HARNESS: POWER OUTPUT 13205E5154-2 (97403) (COMPONENTS SAME AS 1, FIG 27)	A	EA	1								16	7
X2F		WIRING HARNESS: POWER OUTPUT 13205E5154-1 (97403) (COMPONENTS SAME AS 1, FIG 27)	A	EA	1								16	8
X2F		WIRING HARNESS: POWER INPUT 13205E5038-2 (97403) (COMPONENTS SAME AS 1, FIG 27)	A	EA	1								16	9
X2F		WIRING HARNESS: POWER INPUT 13205E5038-1 (97403)	A	EA	1								27	1
P F	5310-880-7744	NUT, PLAIN, HEXAGON: WIRING HARNESS ADAPTER MTG SCREW, 5/16-18 THD SIZE MS51967-5 (96906)	A	EA	16	*	*					*	27	2
P F	5310-407-9566	WASHER, LOCK, SPRING: WIRING HARNESS ADAPTER MTG SCREW, 5/16-18 SCREW SIZE MS35338-45 (96906)	A	EA	16	*	*					*	27	3
P F	5306-225-8499	SCREW, CAP, HEXAGON HEAD: WIRING HARNESS ADAPTER MTG, 5/16-18 THD SIZE, 1 IN. LG MS90725-34 (96906)	A	EA	16	*	*					*	2	1
X2F		ADAPTER, POWER RECEPTACLE: WIRING HARNESS 13205E5037 (97403)	A	EA	1								2	1
P O	6240-223-9105	LAMP, GLOW: NE-51 MILL15098TYPE5T (81 349)	A	EA		REF	REF	11				REF	2	6
P F		LIGHT, INDICATOR MILL3661-8-17TYPELH76LC17RD (81 349)	A	EA									2	
P F	5935-500-5008	COVER, RECEPTACLE: PARALLEL CABLE MS250A3-18C (96906)	A										2	
X20		SCREW, TAPPING, THREAD: CONNECTOR MTG, NO. 4 THD SIZE, 7/8 IN. LG FFS107TYPEB (81 348)	A										2	
P F	5310-275-6814	RETAINER, RING: PARALLEL CABLE RECEPTACLE 13211E8320-6 (97403)	A	EA									1	10
P F	2590-508-0753	GASKET: RUBBER, PARALLEL CABLE, RECEPTACLE MS52000-6 (96906)	A	EA							*		1	11

(1) SMR CODE	(2) FEDERAL STOCK NUMBER	(3) DESCRIPTION REF NUMBER & MFR CODE	USABLE ON CODE	(4) UNIT OF MEAS	(5) QTY INC IN UNIT	(6) 30-DAY DS MAINT ALLOWANCE			(7) 30-DAY GS MAINT ALLOWANCE			(8) 1-YR ALW PER 100 EQUIP CNTGY	(9) ILLUS- TRATION	
						(a)	(b)	(c)	(a)	(b)	(c)		(a) FIG. NO.	(b) ITEM NO.
						1-20	21-50	51-100	1-20	21-50	51-100			
P F	5935-801-6617	CONNECTOR, RECEPTACLE : PARALLEL CABLE MS3102R1 8-4P (96906)	A	EA	2	*	*	*				4	27	12
X2F		TUBING, INSULATION: HEAT SHRUNK MIL1-23053CLASS1 (61349)	A	EA	8								27	13
X2F		TERMINAL, STRIP, GROUNDING 13214E1347 (97403)	A	EA	2								27	14
X2F		NUT, FLAIN, HEXAGON: TERMINAL MTG, 3/8-24 THD SIZE MS20341-01 (96906)	A	EA	4								27	15
P F	5310-161-3971	WASHER, LOCK SPRING: TERMINAL MTG, 3/8-24 SCREW SIZE MS35330-103 (96906)	A	EA	4	*	*	*				*	27	16
P F	5310-022-3847	WASHER, LOCK, FLAT: TERM INAL MTG, 3/8-24 SCREW SIZE MS35333-110 (96906)	A	EA	4	*	*	*				*	27	17
X2F		SCREW, CAP, HEXAGON HEAD: TERMINAL MTG, 1/4-20 THD SIZE, 1/2 IN. LG MS35309-303 (96906)	A	EA	2								27	18
P F	5310-022-8834	WASHER, LOCK, FLAT: TERM INAL MTG, 1/4-20 SCREW SIZE MS35333-100 (96906)	A	EA	2	*	*	*				*	27	19
P F	5945-469-6600	RELAY, ARMATURE 13214E1343 (97403)	A	EA	2	2	2	2				24	21	20
P F	5310-008-1251	NUT, SELF-LOCKING, HEXAGON: RELAY MTG SCREW, 1/4-20 THD SIZE MS51922-1 (96906)	A	EA	3	*	*	*				*	27	21
P F	5310-873-2526	WASHER, LOCK: RELAY MTG SCREW, 1/4-20 SCREW SIZE MS45704-00 (96906)	A	EA	6	*	*	*				*	27	22
X2F		WASHER, FLAT: RELAY MTG SCREW MS27103-10 (96906)	A	EA	16								27	23
F	5305-071-2237	SCREW, CAP, HEXAGON HEAD: RELAY MOUNTING MS30725-1A (96906)	A	EA	3	*	*	*				*	27	24
X2F		STRAP, GROUND 13205E5043 (97403)	A	EA	2								27	25
P F	5940-936-2255	TERMINAL, LUG 13214E1349 (97403)	A	EA	6	2	2	3				30	27	26
F	6110-460-6047	RELAY, SYNCHRONIZER 13214E1350 (97403)	A	EA	2	2	2	2				24	27	27
F	5310-934-9751	NUT, FLAIN, HEXAGON: RELAY MTG SCREW, NO. 10-32 THD SIZE MS35650-302 (96906)	A	EA	4	*	*	*				*	27	28
X2F		WASHER, LOCK, SPRING: RELAY MTG SCREW, NO. 10-32 SCREW SIZE MS35330-43 (96906)	A	EA	4								27	29
F	5310-207-0546	WASHER, FLAT: RELAY MTG SCREW, NO. 10-32 SCREW SIZE MS27103-00 (96906)	A	EA	4							*	27	30
F	5305-993-1648	SCREW, MACHINE, PAN HEAD: RELAY MTG, NO. 10-32 THD SIZE, 3/4 IN. LG MS35207-265 (96906)	A	EA	4	*	*	*				*	27	31
F	5945-487-8011	RELAY, SOLENOID: SYNCHRONIZER ASSEMBLY 13205E5044 (97403)	A	EA	2	*	*	2				10	27	32
F	5310-934-9759	NUT, FLAIN, HEXAGON: RELAY MTG SCREW, NO. 10-32 THD SIZE MS35649-202 (96906)	A	EA	8	*	*	*				*	27	33

(1) MR ODE	(2) FEDERAL STOCK NUMBER	DESCRIPTION IF NUMBER & MFR CODE	USABLE ON CODE	UNIT OF MEAS	(6)			(7)			(8)	(9)	
					30-DA	IS	NT	D-C	35 MAINT	1-YR	US-		
					TY	ALI	OWAP	AI	TANCE	ALW	(a)	(b)	
IC	(a)	(b)	(c)	(a)	(b)	PER							
N	1-20	-5C	-10C	.20	.50	100							
MIT							EQUIP	EM					
							CNTGY	NO.					
F	1310-045-3299	WASHER, LOCK, SPRING; RELAY MTG SCREW, NO. 8-32 SCREW SIZE MS35338-42 (96906)			8	*	*	*					
F	1310-809-8544	WASHER, FLAT; RELAY MTG SCREW, NO. 8-32 SCREW SIZE MS27183-7 (96906)			8	*	*	*					
F	1305-984-6195	SCREW, MACHINE, PAN HEAD; RELAY MTG, NO. 8-32 THD SIZE, 3/4 IN. LG MS35206-247 (96906)			8	*	*	*					
12F		WIRING HARNESS: SOURCE NO. 1 13205E5035 (97403)			1								
12F		WIRING HARNESS: SOURCE NO. 2 13205E5034 (97403)			1								
F		LEAD, ELECTRICAL: K2-L1 TO K1-L1 13205E5155-1 (97403) MANUFACTURE FROM:			1							28	
F	6145-578-6600	WIRE, ELECTRICAL, 21 IN. REQUIRED											
F		LEAD, ELECTRICAL: K2-L2 TO K1-L2 13205E5155-2 (97403) MANUFACTURE FROM:	A	EA	1							28	
F	6145-578-6600	WIRE, ELECTRICAL, 19 IN. REQUIRED											
F		LEAD, ELECTRICAL: K2-L2 TO K1-L2 13205E5155-2 (97403) MANUFACTURE FROM:	A		1							28	
F	6145-578-6600	WIRE, ELECTRICAL, 19 IN. REQUIRED											
F		LEAD, ELECTRICAL: K2-L3 TO K1-L3 13205E5155-3 (97403) MANUFACTURE FROM:	A		1							28	
F	6145-578-6600	WIRE, ELECTRICAL, 22 IN. REQUIRED											
F		LEAD, ELECTRICAL: K1-L2 TO XDS1-1 13205E5155-4 (97403) MANUFACTURE FROM:	A		1							28	
F	6145-578-6600	WIRE, ELECTRICAL, 12 IN. REQUIRED											
F	5940-283-5281	LUG, TERMINAL, 1 EA											
F		LEAD, ELECTRICAL: XDS1-2 TO W53 13205E5155-5 (97403) MANUFACTURE FROM:	A		1							28	
F	6145-578-6600	WIRE, ELECTRICAL, 8 IN. REQUIRED											
F	5940-230-0511	TERMINAL, LUG, 1EA											
F		LEAD, ELECTRICAL: XDS3-2 TO W52 13205E5155-6 (97403) MANUFACTURE FROM:	A									28	
F	6145-578-6600	WIRE, ELECTRICAL, 8 IN. REQUIRED											
F	5940-230-0511	TERMINAL, LUG, 1 EA											
F		LEAD, ELECTRICAL: XDS2 TO W52 13205E5155-7 (97403) MANUFACTURE FROM:	A									28	
F	6145-578-6600	WIRE, ELECTRICAL, 8 IN. REQUIRED											
F	5940-230-0511	TERMINAL, LUG, 1 EA											

(1) SMR CODE	(2) FEDERAL STOCK NUMBER	(3) DESCRIPTION USABLE ON CODE REF NUMBER & MFR CODE	(4) UNIT OF MEAS	(5) QTY INC IN UNIT	(6) 30-DAY DS MAINT ALLOWANCE			(7) 30-DAY GS MAINT ALLOWANCE			(8) LYR ALW PER 100 EQUIP CNTGY	(9) ILLUS- TRATION		
					(a)	(b)	(c)	(a)	(b)	(c)		(a) FIG. NO.	(b) ITEM NO.	
					1-20	21-50	51-100	1-20	21-50	51-100				
M F		LEAD, ELECTRICAL: J3-A TO J3-0 13205E5155-8 (97403) MANUFACTURE FROM:	A	EA	1							28	8	
P F	6145-578-6604	WIRE, ELECTRICAL, 2 IN. REQUIRED												
M F		LEAD, ELECTRICAL: J4-A TO J4-D 13205E5155-9 (97403) MANUFACTURE FROM:	A	EA	1							28	9	
P F	6145-578-6604	WIRE, ELECTRICAL, 2 IN. REQUIRED												
M F		LEAD, ELECTRICAL: J4-C TO J3-C 13205E5155-10 (97403) MANUFACTURE FROM:	A	EA	1							28	10	
P F	6145-578-6604	WIRE, ELECTRICAL, 16 IN. REQUIRED												
M F		LEAD, ELECTRICAL: S3-1 TO S1-1 13205E5155-11 (97403) MANUFACTURE FROM:	A	EA	1							28	11	
P F	6145-578-6604	WIRE, ELECTRICAL, 3 IN. REQUIRED												
P F	5940-283-5280	TERMINAL, LUG, 2 EA												
M F		LEAD, ELECTRICAL: S4-1 TO S2-1 13205E5155-12 (97403) MANUFACTURE FROM:	A	EA	1							28	12	
P F	6145-578-6604	WIRE, ELECTRICAL, 3 IN. REQUIRED												
P F	5940-283-5280	TERMINAL, LUG, 2 EA												
M F		LEAD, ELECTRICAL: K3-K2 TO K3-2 13205E5155-13 (97403) MANUFACTURE FROM:	A	EA	1							28	13	
P F	6145-578-6604	WIRE, ELECTRICAL, 5 1/2 IN. REQUIRED												
P F	5940-283-5280	TERMINAL, LUG, 1 EA												
M F		LEAD, ELECTRICAL: K4-K2 TO K4-2 13205E5155-14 (97403) MANUFACTURE FROM:	A	EA	1							28	14	
P F	6145-578-6604	WIRE, ELECTRICAL, 5 1/2 IN. REQUIRED												
P F	5940-283-5280	TERMINAL, LUG, 1 EA												
M F		LEAD, ELECTRICAL: A1-4 TO A1-7 13205E5155-15 (97403) MANUFACTURE FROM:	A	EA	1							28	15	
P F	6145-578-6604	WIRE, ELECTRICAL, 4 IN. REQUIRED												
P F	5940-283-5280	TERMINAL, LUG, 2 EA												
M F		LEAD, ELECTRICAL: A2-4 TO A2-7 13205E5155-16 (97403) MANUFACTURE FROM:	A	EA	1							28	16	
P F	6145-578-6604	WIRE, ELECTRICAL, 4 IN. REQUIRED												
P F	5940-283-5280	TERMINAL, LUG, 2 EA												
GROUP 08 - SWITCH BOX														
12F R		SWITCH BOX ASSEMBLY 13216E7558 (97403)	C	EA	1							29		
10	5305-059-3661	SCREW, MACHINE, PAN HEAD; FRONT COVER MFG, NO. 10-32 THD SIZE, 3/4 IN. LG MS91958-65 (96906)	C	EA	12	*	*	*				*	29	1
120		WASHER, LOCK; FRONT COVER MFG SCREW, NO. 10-32 SCRLW SIZE MS35338-43 (96906)	C	EA	12								29	2

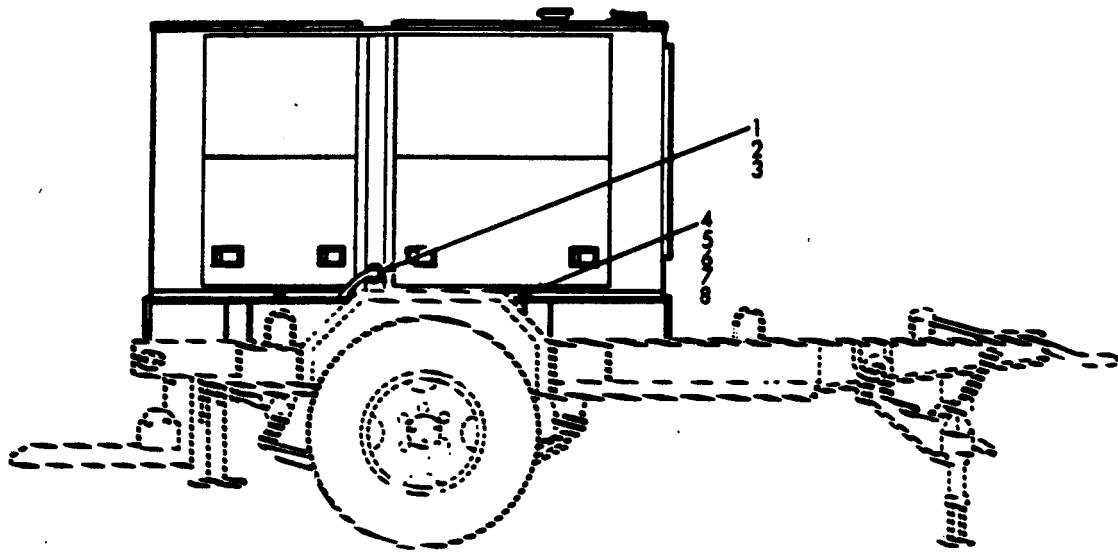
(1) SMR CODE	FEDERAL STOCK NUMBER	DESCRIPTION REF NUMBER & MFR CODE	USABLE ON CODE	(4) UNIT OF MEAS	(5) TY IC (UNIT	(6) 30-DAY QS MAINT ALLOWANCE			(7) 90-DAY QS MAINT ALLOWANCE			(8) YR LW ER 00 JUIP 1TGY	(9) LLUS- TRA 4	
						(a)	(b)	(c)	(a)	(b)	(c)		(1)	(2)
						1-20	-50	-10	20	1-50	-10		1G. O.	2M 3.
P O	5310-809-8546	WASHER, FLAT: FRONT COVER MTG SCREW, NO. 10-32 SCREW SIZE MS27183-8 (96906)	C	EA	12	*	*				*	29	3	
X20		COVER, UPPER FRONT: SWITCH BOX 13216E7474 (97403)	C	EA	1							29	4	
X20		COVER, LOWER FRONT: SWITCH BOX 1321657549 (97403)	C	EA	1							29	5	
P O	5305-855-0962	SCREW, TAPPING: PLATE MTG, NO. 2-56 THD SIZE MS24629-3 (96906)	C	EA	2	*	*				*	29	6	
P O	5310-087-0057	WASHER, FLAT: PLATE MTG SCREW, NO. 2-56 SCREW SIZE MS27183-2 (96906)	C	EA	2	*	*				*	29	7	
X20		PLATE, INFORMATION: SWITCH BOX, 225 AMPS 13214E1337-5 (97403)	C	EA	1							29	8	
X2F		NUT, PLAIN, HEXAGON: SWITCH MTG SCREW 1/4-20 SCREW SIZE MS35649-2252 (96906)	C	EA	16							29	9	
P F	5310-582-5965	WASHER, LOCK: SWITCH MTG SCREW, 1/4-20 SCREW SIZE MS35330-44 (96906)	C	EA	16	*	*				*	29	0	
X2F		WASHER, FLAT: SWITCH MTG SCREW, 1/4-20 SCREW SIZE MS27183-10 (96906)	C	EA	16							29	1	
X2F		SCREW, CAP, HEXAGON: SWITCH MTG, 1/4-20 THD SIZE MS35307-316 (96906)	C	EA	16							29	2	
F		SWITCH: SWITCH BOX 13216E7554 (97403)	C	EA	2	*	2				12	29	13	
F	5310-934-3750	NUT, PLAIN, HEXAGON: BRACKET MTG SCREW, NO. 10-24 SCREW SIZE MS35649-202 (96906)	C	EA	4	*	*				*	29	14	
X2F		WASHER, LOCK: BRACKET MTG SCREW, NO. 10-24 SCREW SIZE MS35330-43 (96906)	C	EA	4							29	15	
F	5310-503-0560	WASHER, FLAT: BRACKET MTG SCREW, NO. 10-24 SCREW SIZE MS27183-8 (96906)	C	EA	4	*	*				*	29	16	
P F	5305-904-0211	SCREW, MACHINE: PAN HEAD: BRACKET MTG, NO. 10-24 SCREW SIZE, 5.0 IN. LG MS35200-264 (96906)	C	EA	4	*	*				*	29	17	
X2F		BRACKET: SWITCH MTG 13216E7560 (97403)	C	EA	1							29	18	
X2F		NUT, PLAIN, HEXAGON: LEAD ASSEMBLY MTG SCREW, 1/4-20 SCREW SIZE MS35649-2252 (96906)	C	EA	16							29	19	
P F	5310-502-5909	WASHER, LOCK: LEAD ASSEMBLY MTG SCREW, 1/4-20 SCREW SIZE MS35330-44 (96906)	C	EA	16	*	*				*	29	20	
X2F		WASHER, FLAT: LEAD ASSEMBLY MTG SCREW, 1/4-20 SCREW SIZE MS27183-10 (96906)	C	EA	16							29	21	
P F	5310-702-4523	SCREW, CAP, HEXAGON HEAD: LEAD ASSEMBLY MTG, 1/4-20 THD SIZE, 3.4 IN. LG MS35307-300 (96906)	C	EA	16		*				*	29	22	
P F	6150-413-1041	LEAD ASSEMBLY, ELECTRICAL: J4, SWITCH BOX 13216E7530-4 (97403)	C	EA	1		*					29	23	

(1) SMR CODE	(2) FEDERAL STOCK NUMBER	(3) DESCRIPTION USABLE ON CODE REF NUMBER & MFR CODE	(4) UNIT OF MEAS	(5) QTY INC IN UNIT	(6) 30-DAY DS MAINT ALLOWANCE			(7) 30-DAY GS MAINT ALLOWANCE			(8) 1-YR ALW PER 100 EQUIP CNTGY	(9) ILLUS- TRATION		
					(a)	(b)	(c)	(a)	(b)	(c)		(a)	(b)	
					1-20	21-50	51-100	1-20	21-50	51-100		FIG. NO.	ITEM NO.	
P F	6150-493-1840	LEAD ASSEMBLY, ELECTRICAL: J3, SWITCH BOX 13216E7538-3 (97403)	C	EA	1	*	*	*				5	29	24
P F	6150-493-1839	LEAD ASSEMBLY, ELECTRICAL: J2, SWITCH BOX 13216E7538-2 (97403)	C	EA	1	*	*	*				5	29	25
P F	6150-493-1838	LEAD ASSEMBLY, ELECTRICAL: J1, SWITCH BOX 13216E7538-1 (97403)	C	EA	1	*	*	*				5	29	26
P O	5305-059-3661	SCREW, MACHINE, PAN HEAD: SIDE AND REAR COVER MTG, NO. 10-32 SCREW SIZE, 3/4 IN. LG MS51958-65 (96906)	C	EA	26	*	*	*				*	29	27
P O	5310-809-8546	WASHER, FLAT: SIDE AND REAR COVER MTG SCREW, NO. 10-32 SCREW SIZE MS27183-8 (96906)	C	EA	26	*	*	*				*	29	28
X20		WASHER, LOCK: SIDE AND REAR COVER MTG SCREW, NO. 10-32 SCREW SIZE MS35338-43 (96906)	C	EA	26	*	*	*					29	29
X20		COVER, SIDE: SWITCH BOX 13216E7471 (97403)	C	EA	2								29	30
X20		COVER, REAR: SWITCH BOX 13216E7472 (97403)	C	EA	1								29	31
X2F		BOX, SWITCH 13216E7559 (97403)	C	EA	1								29	32
P F	5310-903-3994	NUT, PLAIN, HEXAGON: ELECTRICAL LEAD MTG SCREW, 3/8-16 SCREW SIZE MS51969-3 (96906)	C	EA	12	*	*	*				*	30	1
P F	5310-913-9776	WASHER, LOCK: ELECTRICAL LEAD - MTG SCREW, 3/8-16 SCREW SIZE MS35335-91 (96906)	C	EA	12	*	*	*				*	30	2
X2F		WASHER, FLAT: ELECTRICAL LEAD MTG SCREW, 3/8-16 SCREW SIZE AN961-616T (88044)	C	EA	24								30	3
X2F		SCREW, CAP, HEXAGON HEAD: ELECTRICAL LEAD MTG, 3/8-16 THD SIZE, 2 1/4 IN. LG MS35309-367 (96906)	C	EA	12								30	4
I F		LEAD, ELECTRICAL: S1-2A 13216E7539-1 (97403) MANUFACTURE FROM:	C	EA	1								30	5
F	6145-195-5602	WIRE, ELECTRICAL, 26 IN. REQUIRED, LUG, TERMINAL, 1 EA, MS25036-140 (96906)	C	EA	1								30	6
F	6145-195-5602	LEAD, ELECTRICAL: S2-2A 13216E7539-7 (97403) MANUFACTURE FROM:	C	EA	1								30	6
F	6145-195-5602	WIRE, ELECTRICAL, 26 IN. REQUIRED LUG, TERMINAL, 1 EA, MS25036-140 (96906)	C	EA	1								30	7
F	6145-195-5602	LEAD, ELECTRICAL: S3-2A 13216E7539-7 (97403) MANUFACTURE FROM:	C	EA	1								30	7
F	6145-195-5602	WIRE, ELECTRICAL, 26 IN. REQUIRED LUG, TERMINAL, 1 EA, MS25036-140 (96906)	C	EA	1								30	7

(1) SMR CODE	(2) FEDERAL STOCK NUMBER	(3) DESCRIPTION REF NUMBER & MFR CODE	(4) USABLE ON CODE	(5) UNIT OF MEAS	(6) QTY INC IN UNIT	(6) 30-DAY DS MAINT ALLOWANCE			(7) 30-DAY GS MAINT ALLOWANCE			(8) 1-YR ALW PER 100 EQUIP CNTGY	(9) ILLUS- TRATION	
						(a)	(b)	(c)	(a)	(b)	(c)		(a)	(b)
						1-20	21-50	51-100	1-20	21-50	51-100		FIG. NO.	ITEM NO.
M F	6145-195-5602	LEAD, ELECTRICAL: S4-2A 13216E7539-10 (97403) MANUFACTURE FROM:	C	EA	1								30	8
P F		WIRE, ELECTRICAL, 26 IN. REQUIRED												
P F		LUG, TERMINAL, 1 EA, MS25036-140 (96906)												
M F	6145-195-5602	LEAD, ELECTRICAL: S4-2B 13216E7539-11 (97403) MANUFACTURE FROM:	C	EA	1								30	9
P F		WIRE, ELECTRICAL, 32 IN. REQUIRED												
P F		LUG, TERMINAL, 1 EA, MS25036-140 (96906)												
M F	6145-195-5602	LEAD, ELECTRICAL: S3-2B 13216E7539-8 (97403) MANUFACTURE FROM:	C	EA	1								30	10
P F		WIRE, ELECTRICAL, 32 IN. REQUIRED												
P F		LUG, TERMINAL, 1 EA, MS25036-140 (96906)												
M F	6145-955-5602	LEAD, ELECTRICAL: S2-2B 13216E7539-5 (97403) MANUFACTURE FROM:	C	EA	1								30	11
P F		WIRE, ELECTRICAL, 32 IN. REQUIRED												
P F		LUG, TERMINAL, 1 EA, MS25036-140 (96906)												
I F	6145-195-5602	LEAD, ELECTRICAL: S1-2B 13216E7539-2 (97403) MANUFACTURE FROM:	C	EA	1								30	12
P F		WIRE, ELECTRICAL, 32 IN. REQUIRED												
P F		LUG, TERMINAL, 1 EA, MS25036-140 (96906)												
I F	6145-955-5602	LEAD, ELECTRICAL: S4-2C 13216E7539-12 (97403) MANUFACTURE FROM:	C	EA	1								30	13
F		WIRE, ELECTRICAL, 38 IN. REQUIRED												
F		LUG, TERMINAL, 1 EA, MS25036-140 (96906)												
F	6145-955-5602	LEAD, ELECTRICAL: S3-2C 13216E7539-9 (97403) MANUFACTURE FROM:	C	EA	1								30	14
F		WIRE, ELECTRICAL, 38 IN. REQUIRED												
F		LUG, TERMINAL, 1 EA, MS25036-140 (96906)												
F	6145-955-5602	LEAD, ELECTRICAL: S2-2C 13216E7539-6 (97403) MANUFACTURE FROM:	C	EA	1								30	15
F		WIRE, ELECTRICAL, 38 IN. REQUIRED												
F		LUG, TERMINAL, 1 EA, MS25036-140 (96906)												
F	6145-955-5602	LEAD, ELECTRICAL: S1-2C 13216E7539-3 (97403) MANUFACTURE FROM:	C	EA	1								30	16
F		WIRE, ELECTRICAL, 38 IN. REQUIRED												
F		LUG, TERMINAL, 1 EA, MS25036-140 (96906)												

(1) SMR CODE	(2) FEDERAL STOCK NUMBER	(3) DESCRIPTION USABLE ON CODE REF NUMBER & MFR CODE	(4) UNIT OF MEAS	(5) QTY INC IN UNIT	(6) 30-DAY DS MAINT ALLOWANCE			(7) 30-DAY GS MAINT ALLOWANCE			(8) 1-YR ALW PER 100 EQUIP CNTGY	(9) ILLUS- TRATION	
					(a)	(b)	(c)	(a)	(b)	(c)		(a)	(b)
					1-20	21-50	51-100	1-20	21-50	51-100		FIG. NO.	ITEM NO.
P F	5310-087-4652	NUT, SELF-LOCKING: BUS BAR MTG SCREW, 3/8-16 SCREW SIZE MS51922-17 (96906)	C	EA	6	*	*	*			*	30	17
P F	5310-080-6004	WASHER, FLAT: BUS BAR MTG SCREW, 3/8-16 THD SIZE MS27183-14 (96906)	C	EA	6	*	*	*			*	30	18
P F	5305-269-3216	SCREW, CAP, HEXAGON HEAD: BUS BAR MTG, 3/8-16 THD SIZE, 2 IN. LG MS90725-66 (96906)	C	EA	6	*	*	*			*	30	19
X2F		BUS BAR: SWITCH BOX, A 1.218 IN. LG 13216E7561-1 (97403)	C	EA	1							30	20
X2F		BUS BAR: SWITCH BOX, A 2.289 IN. LG 13216E7561-2 (97403)	C	EA	1							30	21
X2F		BUS BAR: SWITCH BOX, A 3.359 IN. LG 13216E7561-3 (97403)	C	EA	1							30	22
P F	5310-087-4652	NUT, SELF-LOCKING: INSULATOR BAR MTG SCREW, 3/8-16 SCREW SIZE MS51922-17 (96906)	C	EA	6	*	*	*			*	30	23
P F	5310-080-6004	WASHER, FLAT: INSULATOR BAR MTG SCREW, 3/8-16 SCREW SIZE MS27183-14 (96906)	C	EA	12	*	*	*			*	30	24
P F	5305-269-3215	SCREW, CAP, HEXAGON HEAD: INSULATOR BAR MTG, 3/8-16 THD SIZE, 1 3/4 IN. LG MS90725-65 (96906)	C	EA	6	*	*	*			*	30	25
X2F		BAR, INSULATOR: SWITCH BOX, A 1.218 IN. LG 13216E7562-1 (97403)	C	EA	1							30	26
X2F		BAR, INSULATOR: SWITCH BOX, A 2.289 IN. LG 13216E7562-2 (97403)	C	EA	1							30	27
X2F		BAR, INSULATOR: SWITCH BOX, A 3.359 IN. LG 13216E7562-3 (97403)	C	EA	1							30	28
O	5310-543-4717	NUT, PLAIN, WING: GROUND LEAD MTG STUD, 3/8-16 SCREW SIZE MS35425-28 (96906)	C	EA	1	*	*	*			*	30	29
O	5310-022-8847	WASHER, LOCK: GROUND LEAD MTG STUD, 3/8-16 SCREW SIZE MS35333-110 (96906)	C	EA	1	*	*	*			*	30	30
20		WASHER, FLAT: GROUND LEAD MTG STUD, 3/8-16 SCREW SIZE AN961-616T (88044)	C	EA	2							30	31
O	5310-903-3994	NUT, PLAIN, HEXAGON: GROUND LEAD MTG STUD, 3/8-16 SCREW SIZE MS51969-3 (96906)	C	EA	1	*	*	*			*	30	32
O	5310-022-8847	WASHER, LOCK: GROUND LEAD MTG STUD, 3/8-16 SCREW SIZE MS35333-110 (96906)	C	EA	1	*	*	*			*	30	33
X20		WASHER, FLAT: GROUND LEAD MTG STUD, 3/8-16 SCREW SIZE AN961-616T (88044)	C	EA	2							30	34
O	5310-022-8847	WASHER, LOCK: GROUND LEAD MTG STUD, 3/8-16 SCREW SIZE MS35333-110 (96906)	C	EA	1	*	*	*			*	30	35
O	5310-903-3994	NUT, PLAIN, HEXAGON: GROUND LEAD MTG STUD, 3/8-16 SCREW SIZE MS51969-3 (96906)	C	EA	1	*	*	*			*	30	36
20		WASHER, FLAT: GROUND LEAD MTG STUD, 3/8-16 SCREW SIZE AN961-616T (88044)	C	EA	2							30	37

(1) MFR ODE	FEDERAL STOCK NUMBER	DESCRIPTION REF NUMBER & MFR CODE	USABLE ON CODE	(11) IP A:	(12) C E	(13) 20	(7) DAY GS MAINT ALLOWANCE					(14) R W R 3 JIP FGY	(9) LUS- L I			
							(15) 5 ALI	(16) 5 AN	(17) T	(18) 1 20	(19) 1 50		(20) 1 100	(21) 1 L	(22) 2 L	(23) 1 L
							(24) 20	(25) 50	(26) 100	(27) 100	(28) 100		(29) 100	(30) 100	(31) 100	(32) 100
O	5310-022-8847	WASHER, LOCK: GROUND LEAD MTG STUD, 3/8-16 SCREW SIZE MS35333-11 O (96906)	C			*	*					*)	3		
C	5310-903-3994	NUT, PLAIN, HEXAGON: GROUND LEAD MTG STUD, 3/8-16 SCREW SIZE MS91969-3 (96906)	C			*	*					*)	3		
20		STUD, GROUNDING: GROUND LEAD MTG, 3 IN. LG 132054945-2 (97403)	C)	0		



ME 6115-376-23P/1

Figure 1. Generator Set, PU-407/M and 408/M

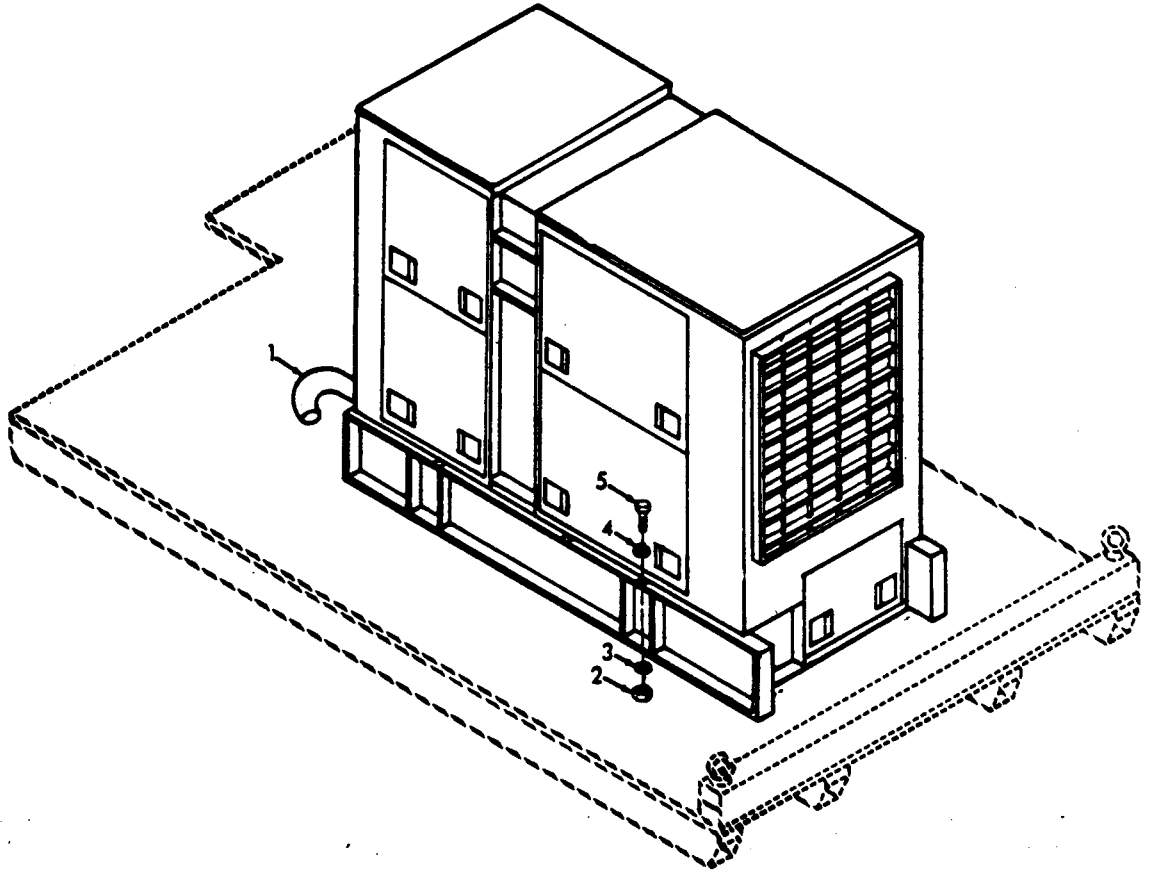


Figure 2. Generator Set, PU-699/M and 700/M

ME 6115-376-23P/2

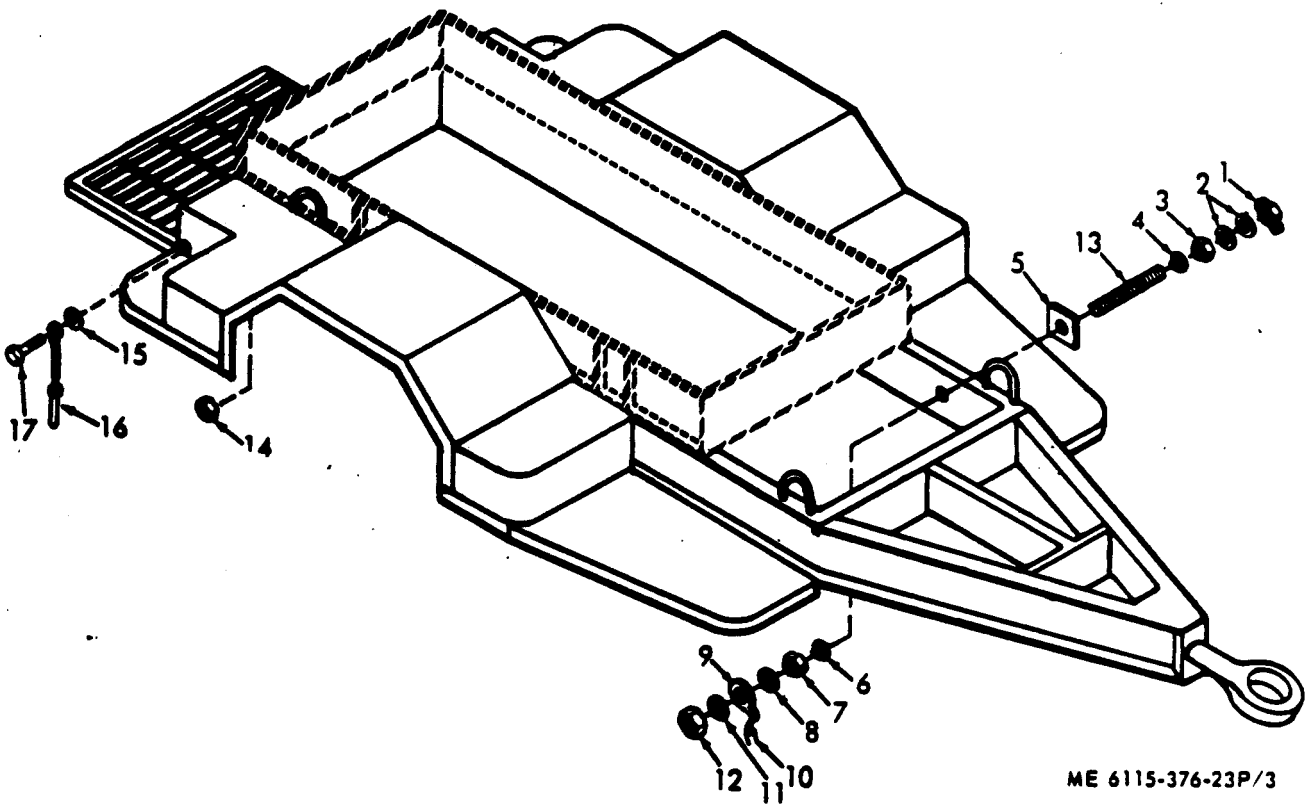


Figure 3. Trailer, M200A1, PU-407/M and 699/M

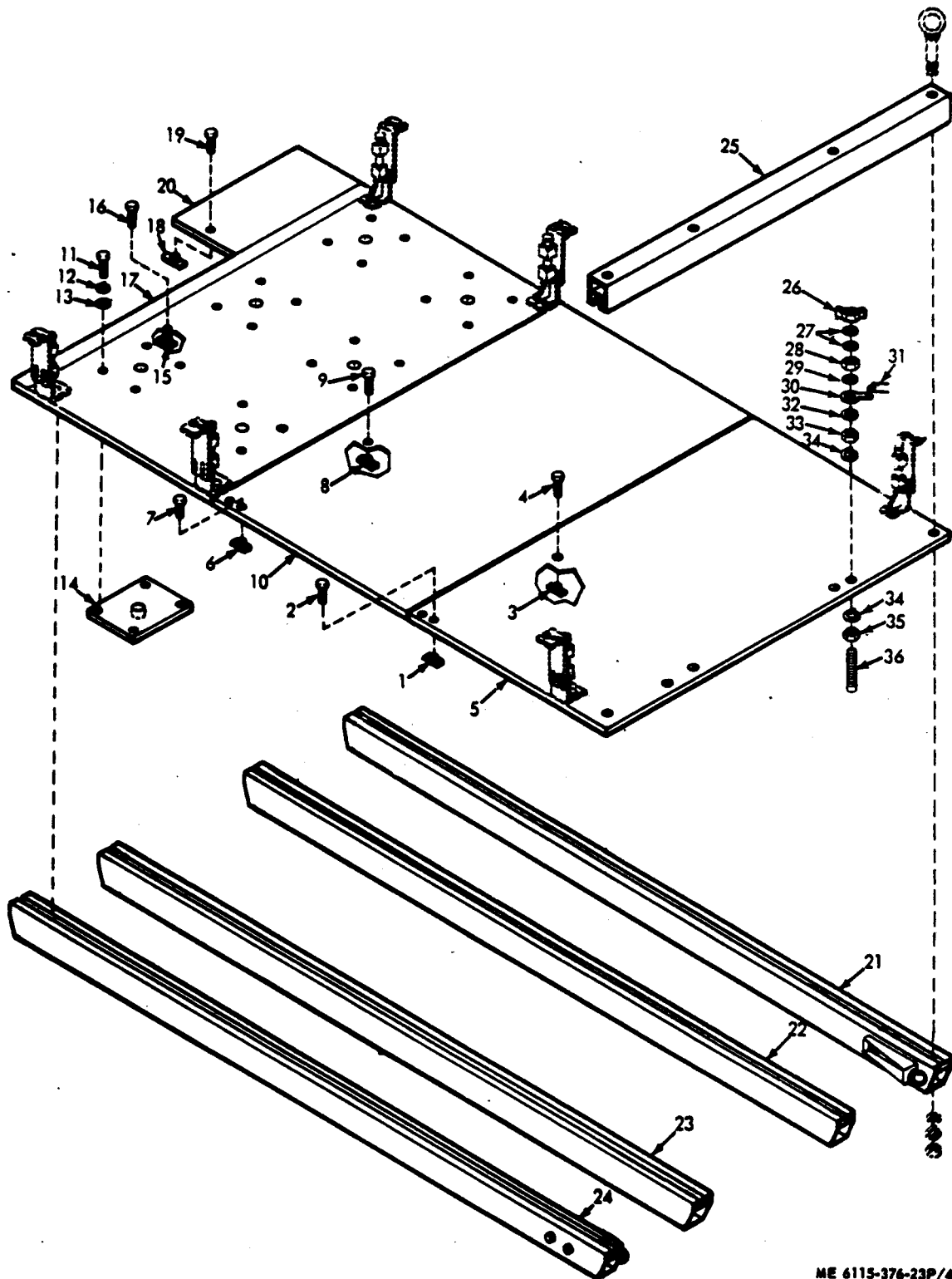
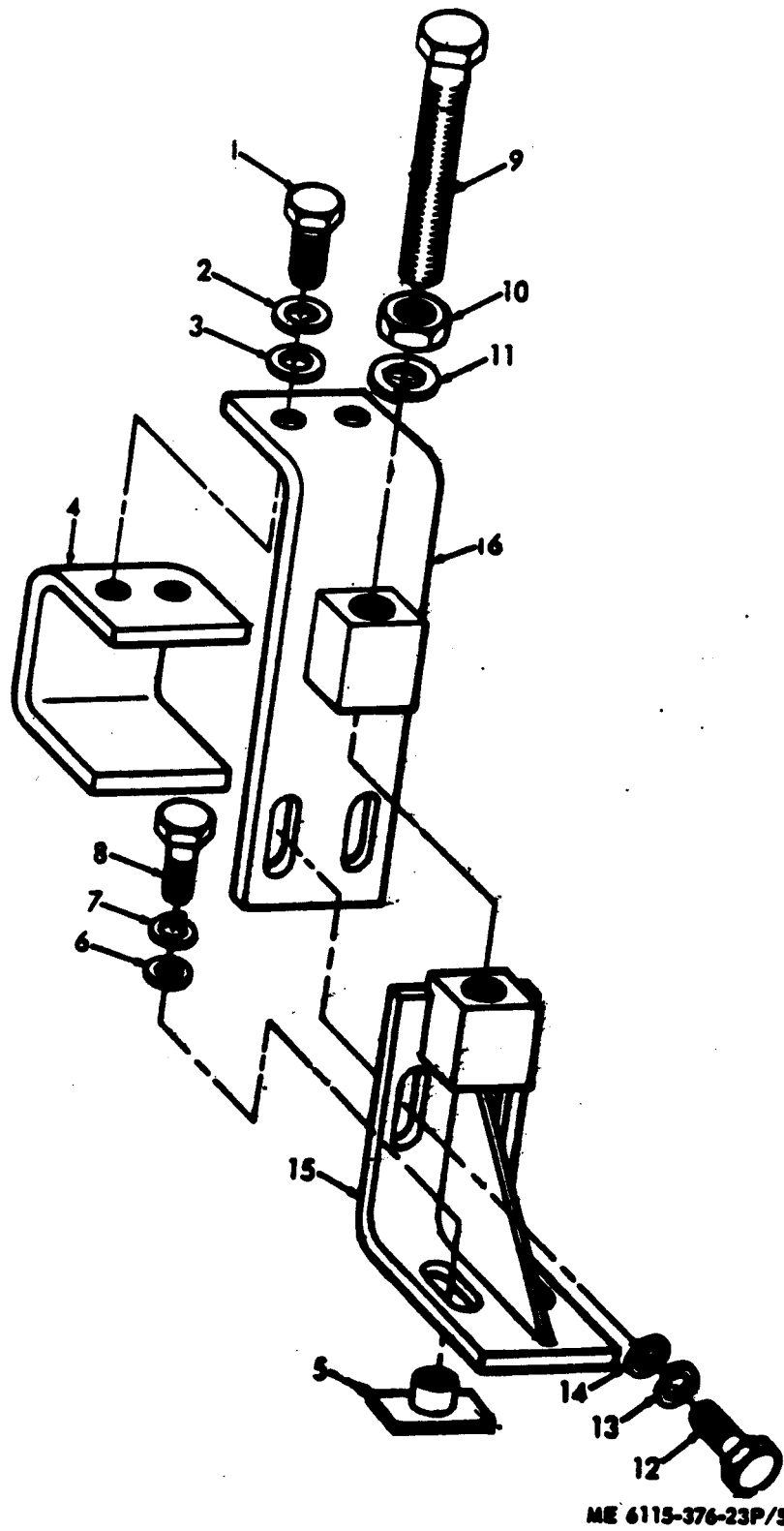


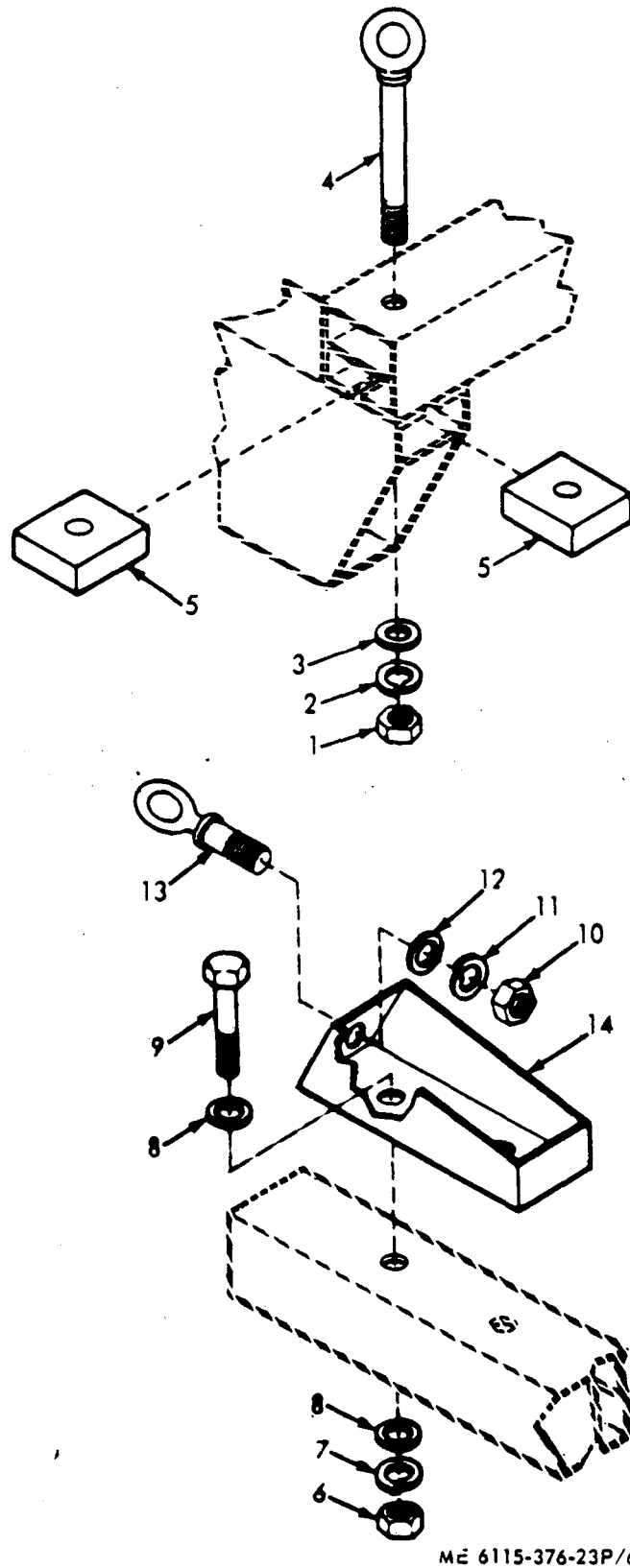
Figure 4. Skid Platform, PU-408/M and 700/M

ME 6115-376-23P/4



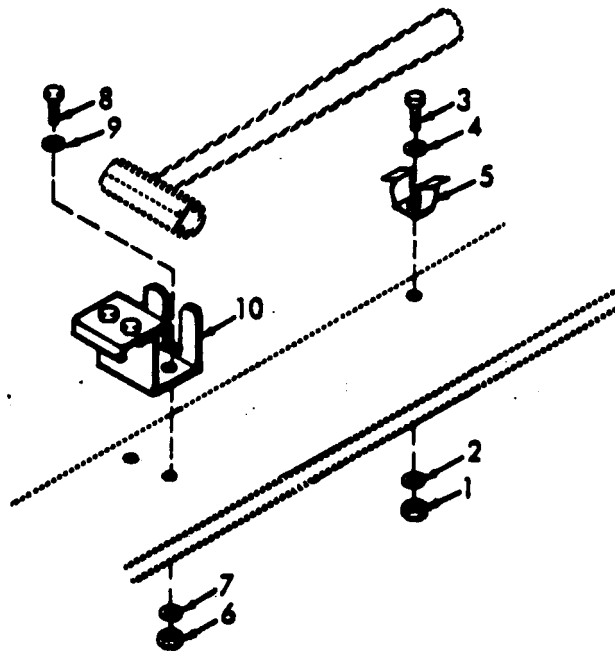
ME 6115-376-23P/5

Figure 5. Skid Platform Retainer



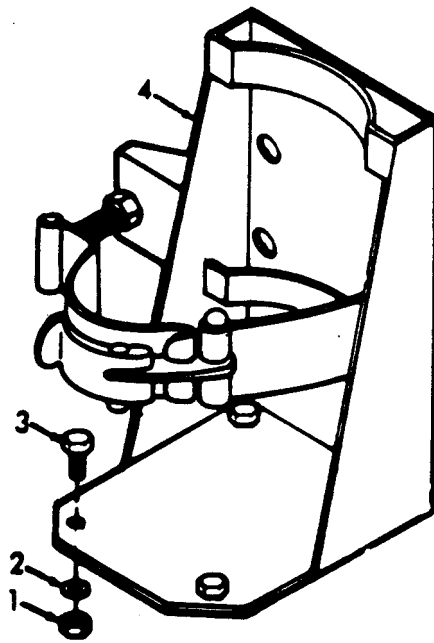
ME 6115-376-23P/6

Figure 6. Skid Platform Towing Bracket and Eyebolt



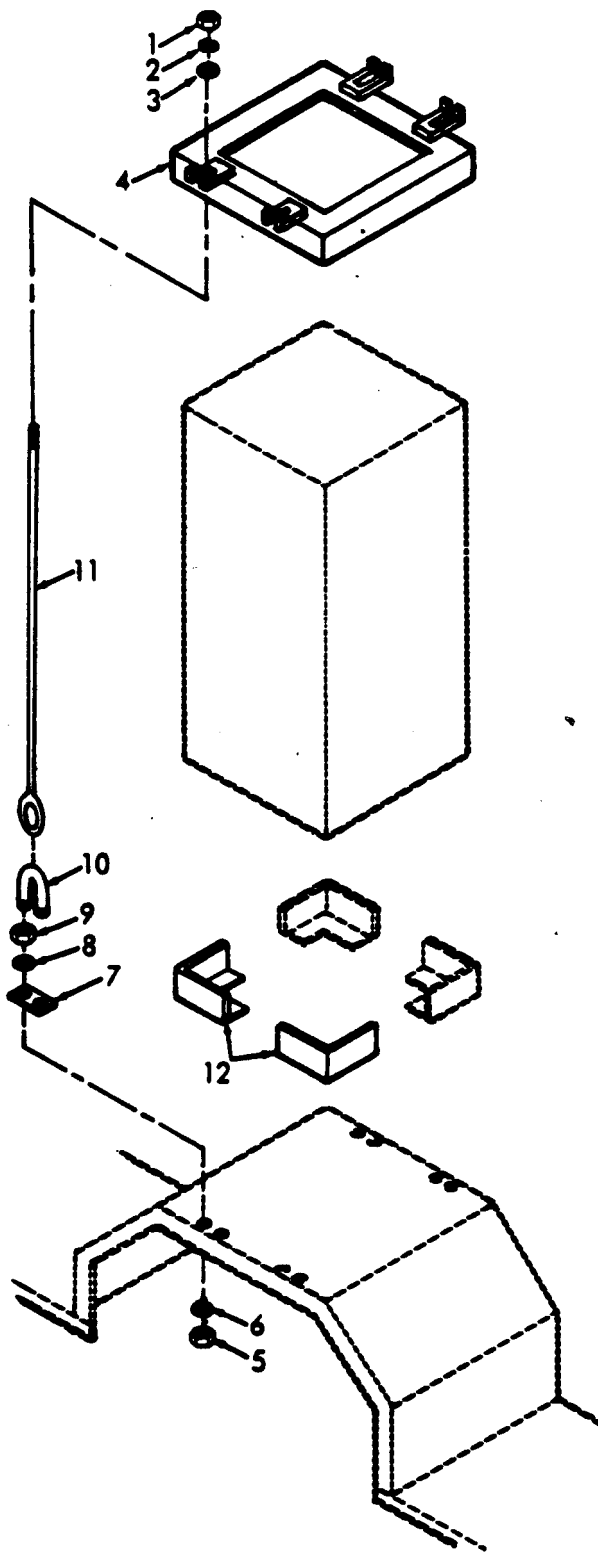
ME 6115-376-23P/7

Figure 7. Sledge Hammer Bracket



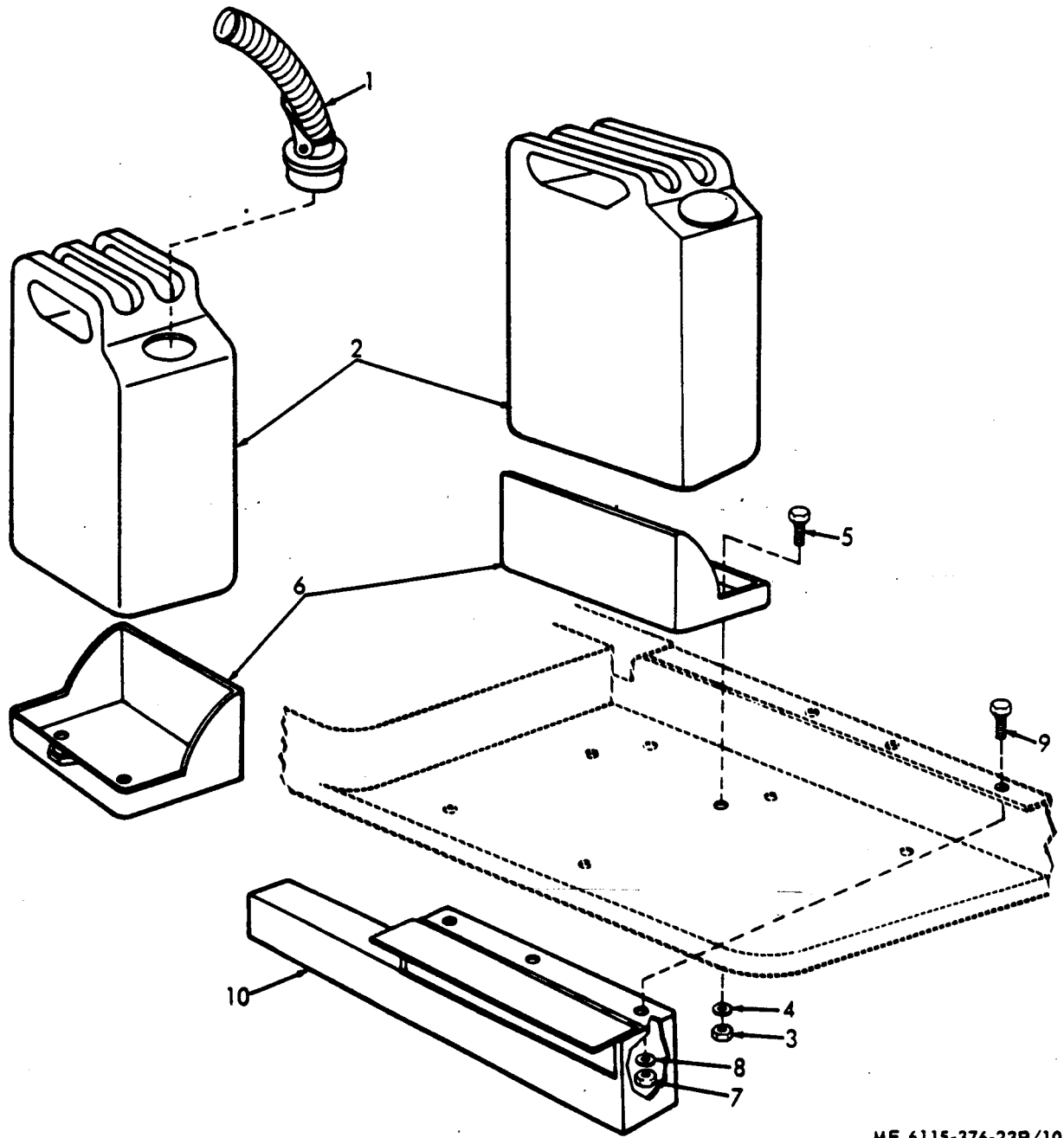
ME 6115-376-23P/8

Figure 8. Fire Extinguisher Bracket



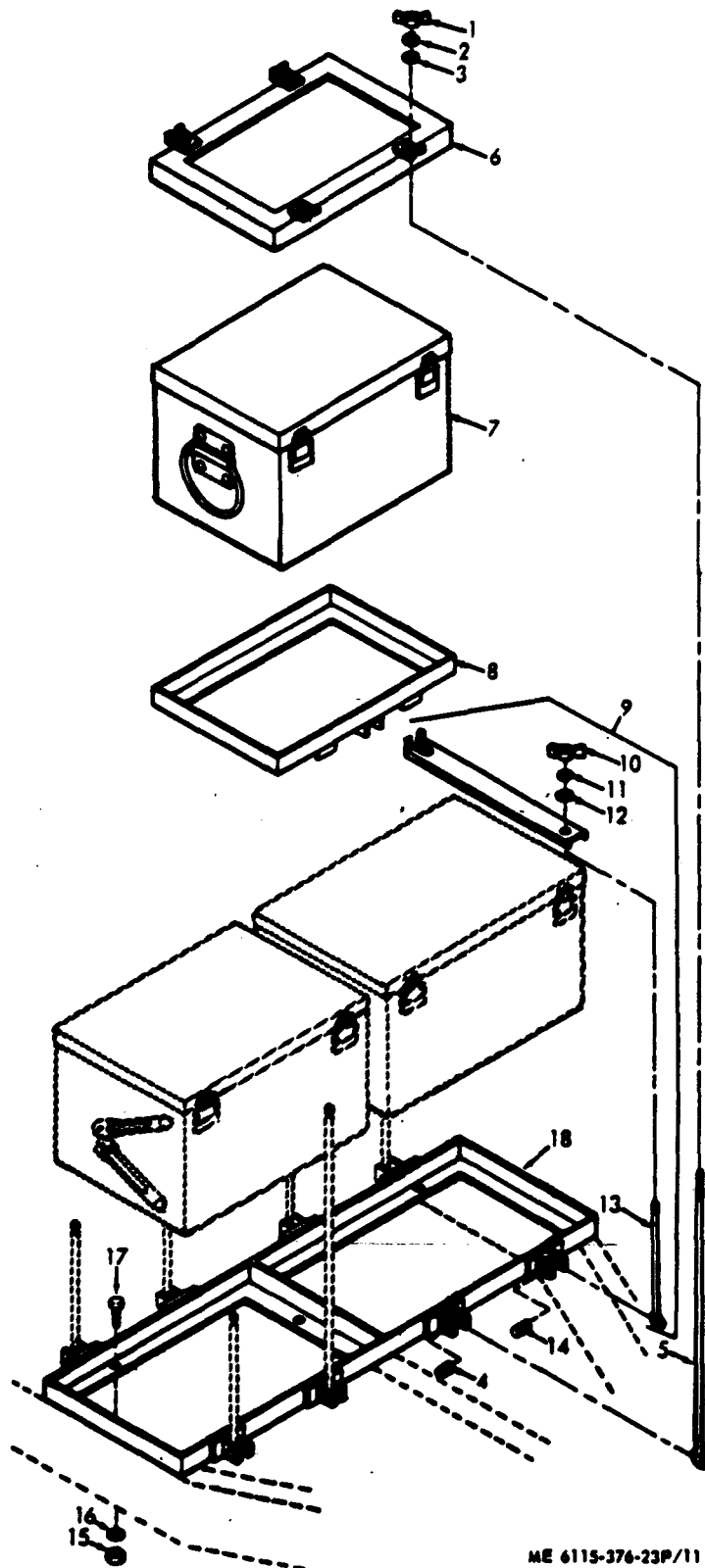
ME 6115-376-23P/9

Figure 9. Synchronizer Mounting Frame and Brackets



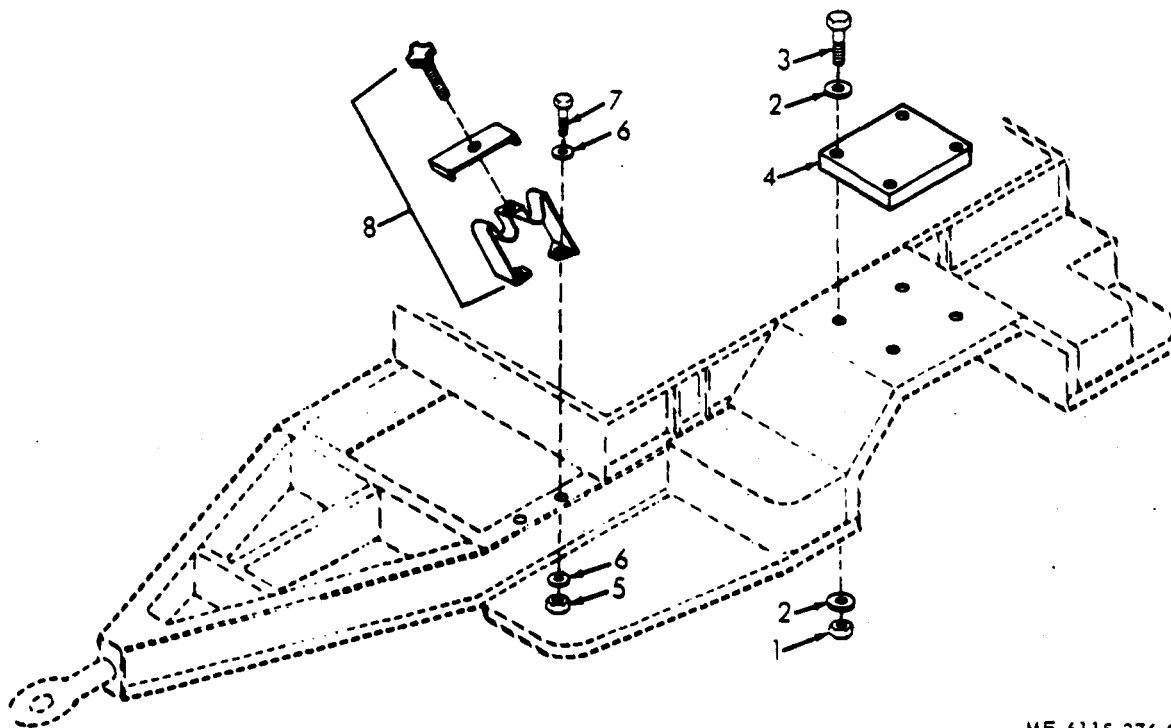
ME 6115-376-23P/10

Figure 10. Gasoline Cans, Brackets, and Accessory Box



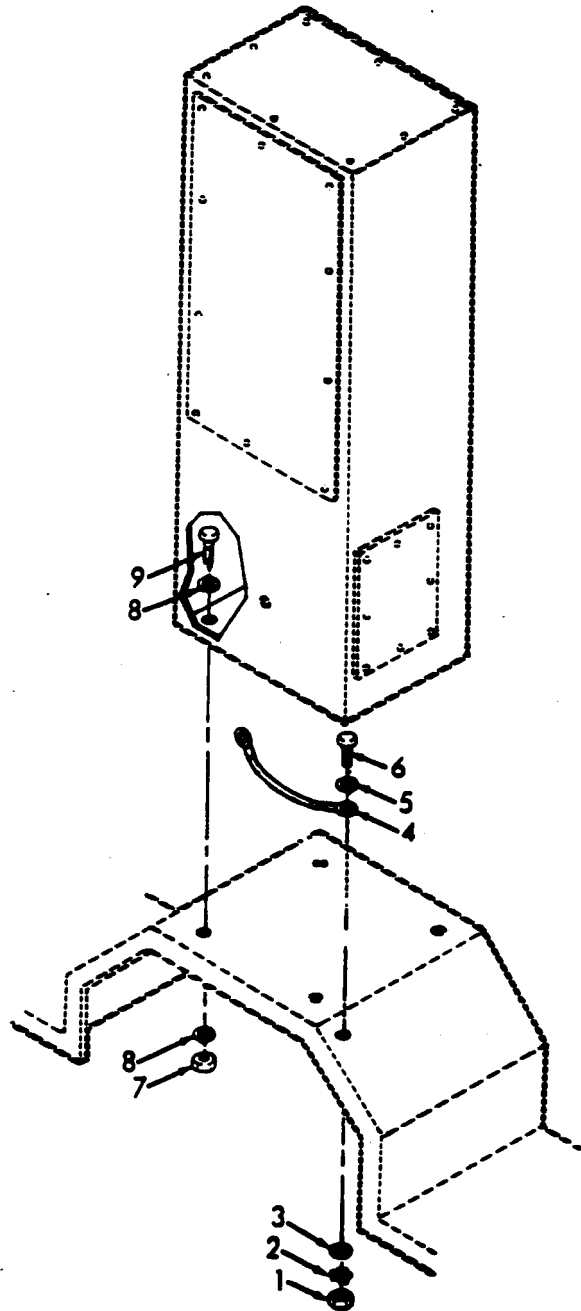
ME 6115-376-23P/11

Figure 11. Accessory Box, Frame, Base, and Distribution Box Base



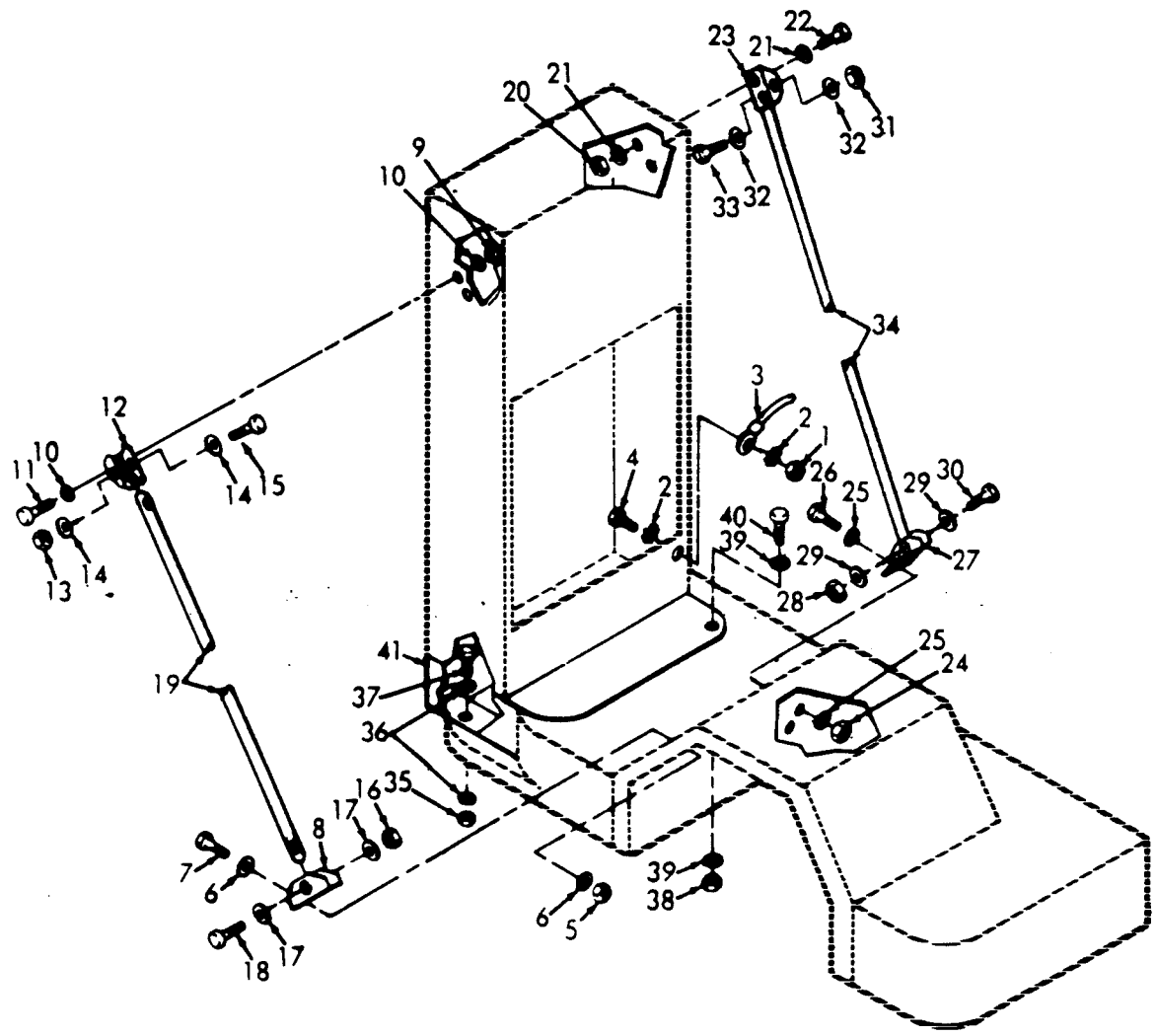
ME 6115-376-23P/12

Figure 12. Cable Reel Mounting Base and Electrical Connector Bracket




ME 6115-376-23P/13

Figure 13. Switch Box Mounting Hardware



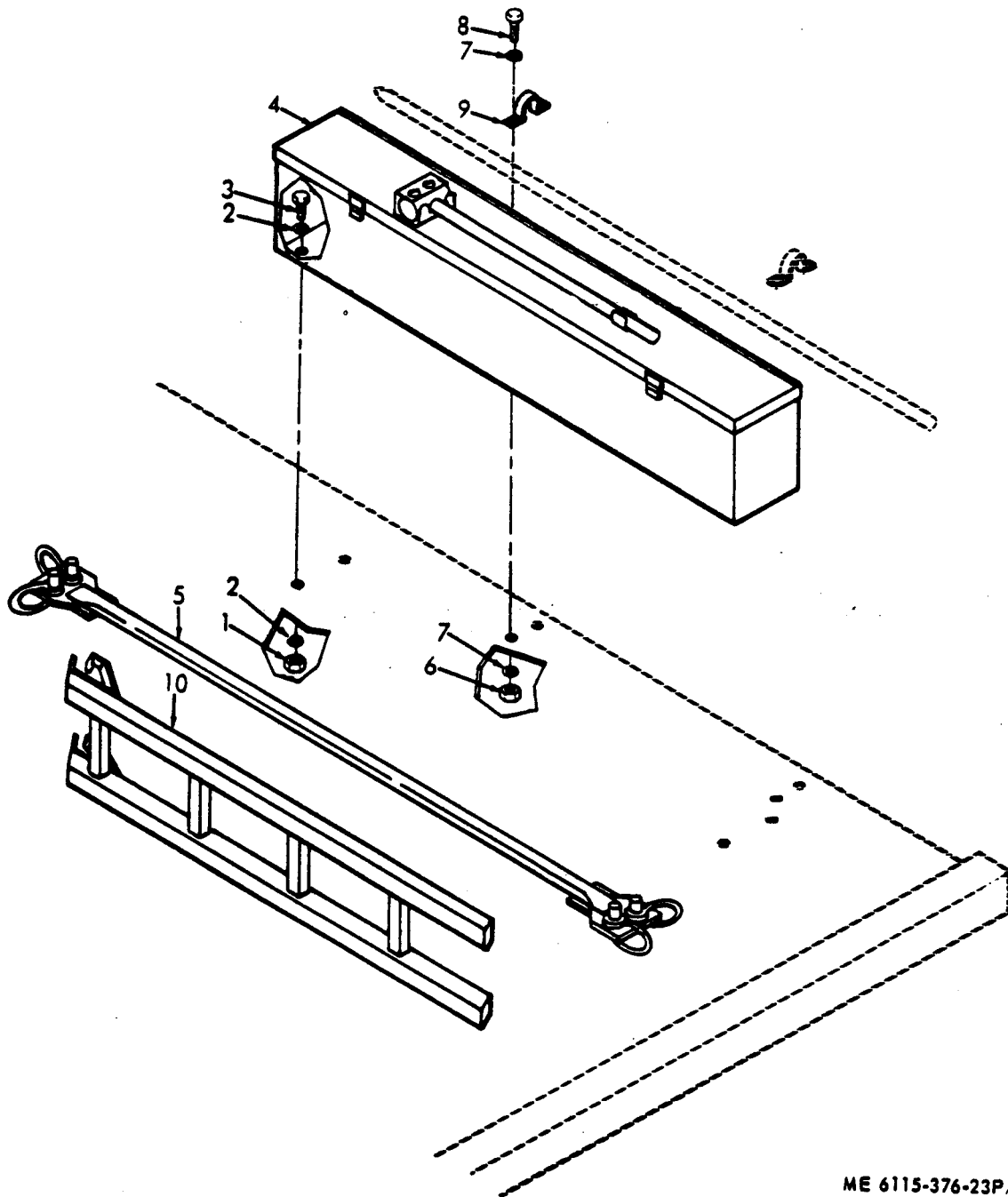
ME 6115-376-23P/14

Figure 14. Distribution Box Base, Brackets, and Braces
(PU-407/M and PU-699/M)



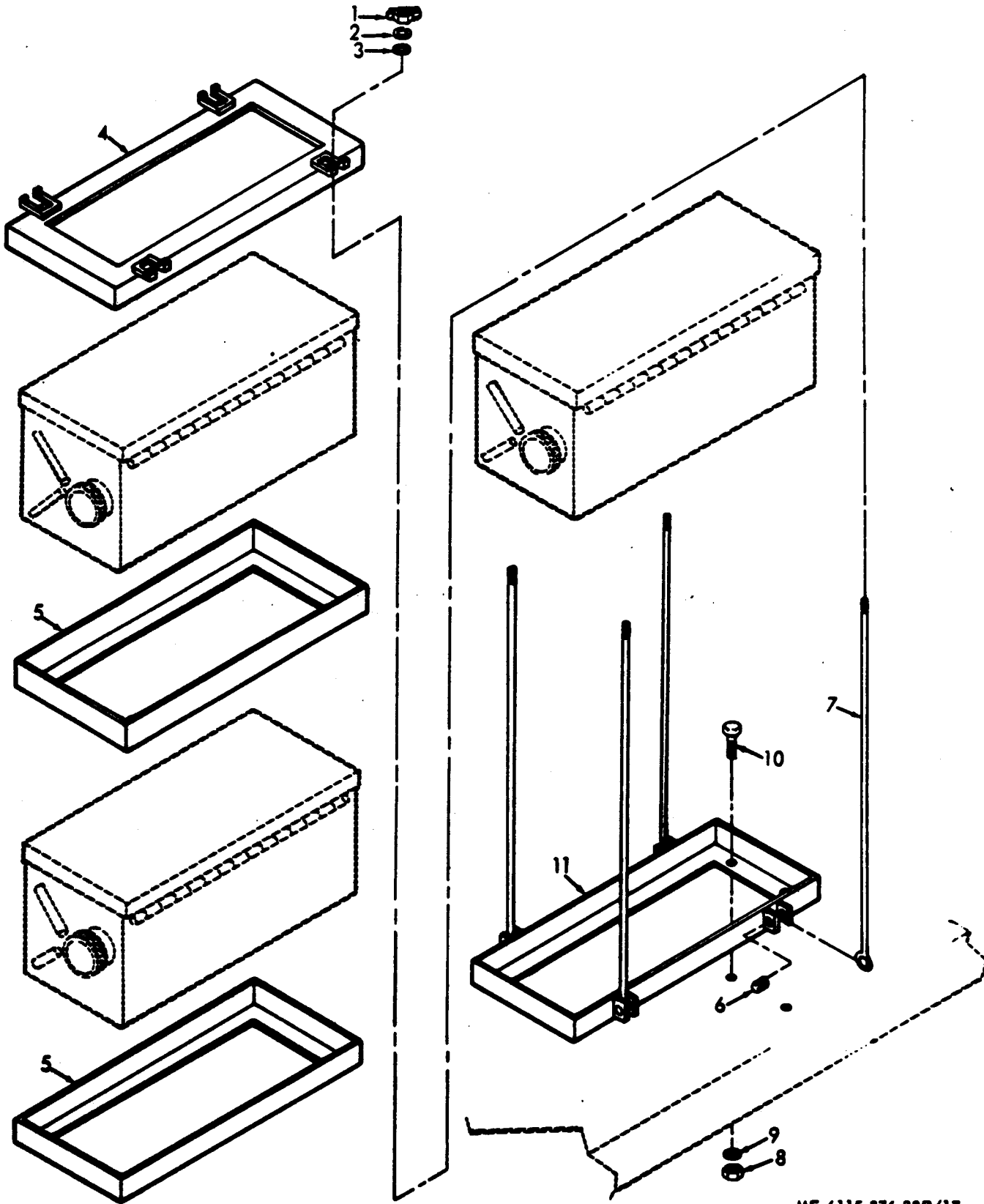
ME 6115-376-23P 15

Figure 15. Reel Holddown and Cable



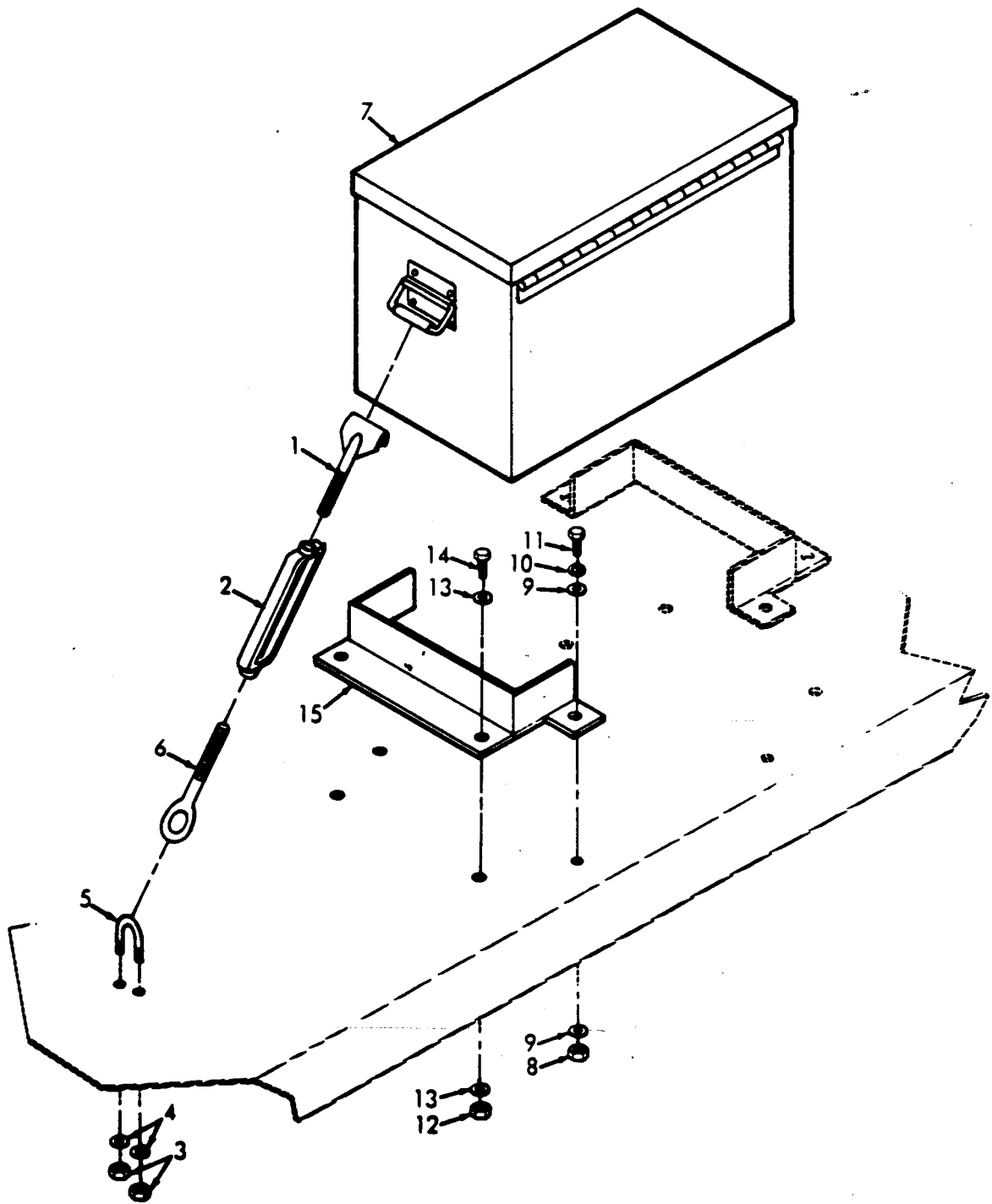
ME 6115-376-23P/16

Figure 16. Accessory Box, Ladder, Sling Spreader, and Ground Rod Clamps



ME 6115-376-23P/17

Figure 17. Portable Distribution Box Frame and Bases



ME 6115-376-23P/18

Figure 18. Accessory Box Brackets and Turnbuckles

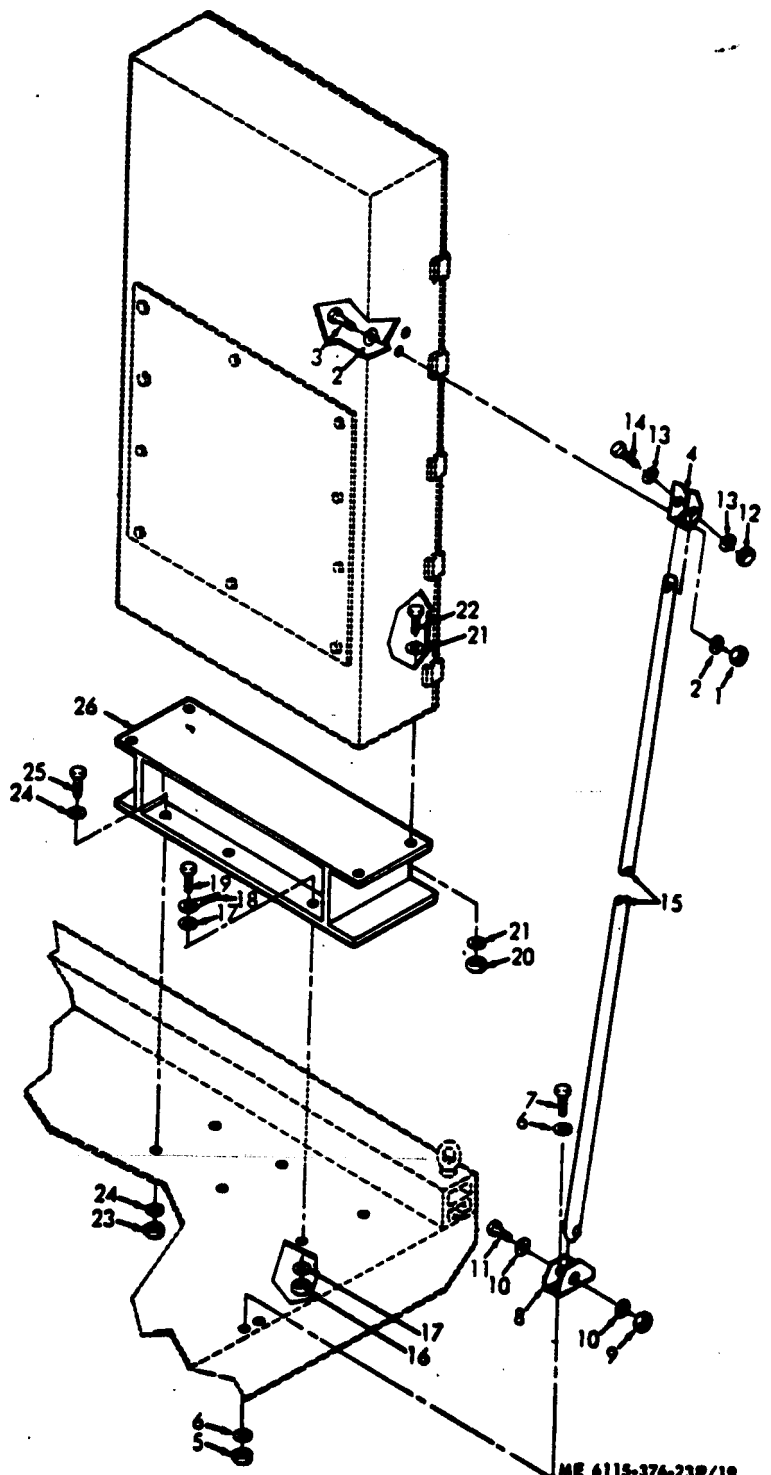
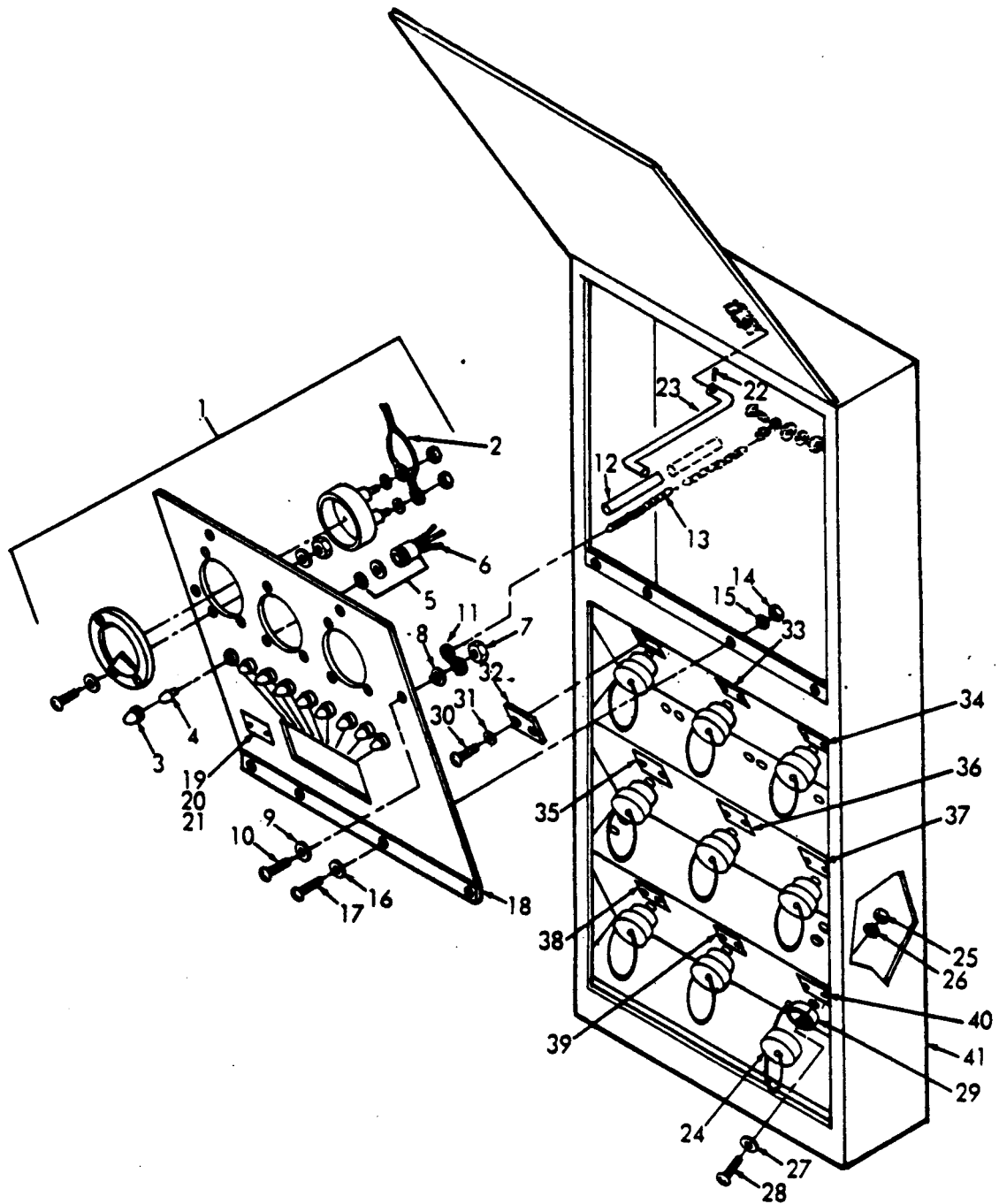


Figure 19. Distribution Box Base, Brackets, and Brace
(PU-408/M and PU-700/M)

ME 6115-376-23P/19



ME 6115-376-23P/20

Figure 20. Distribution Box

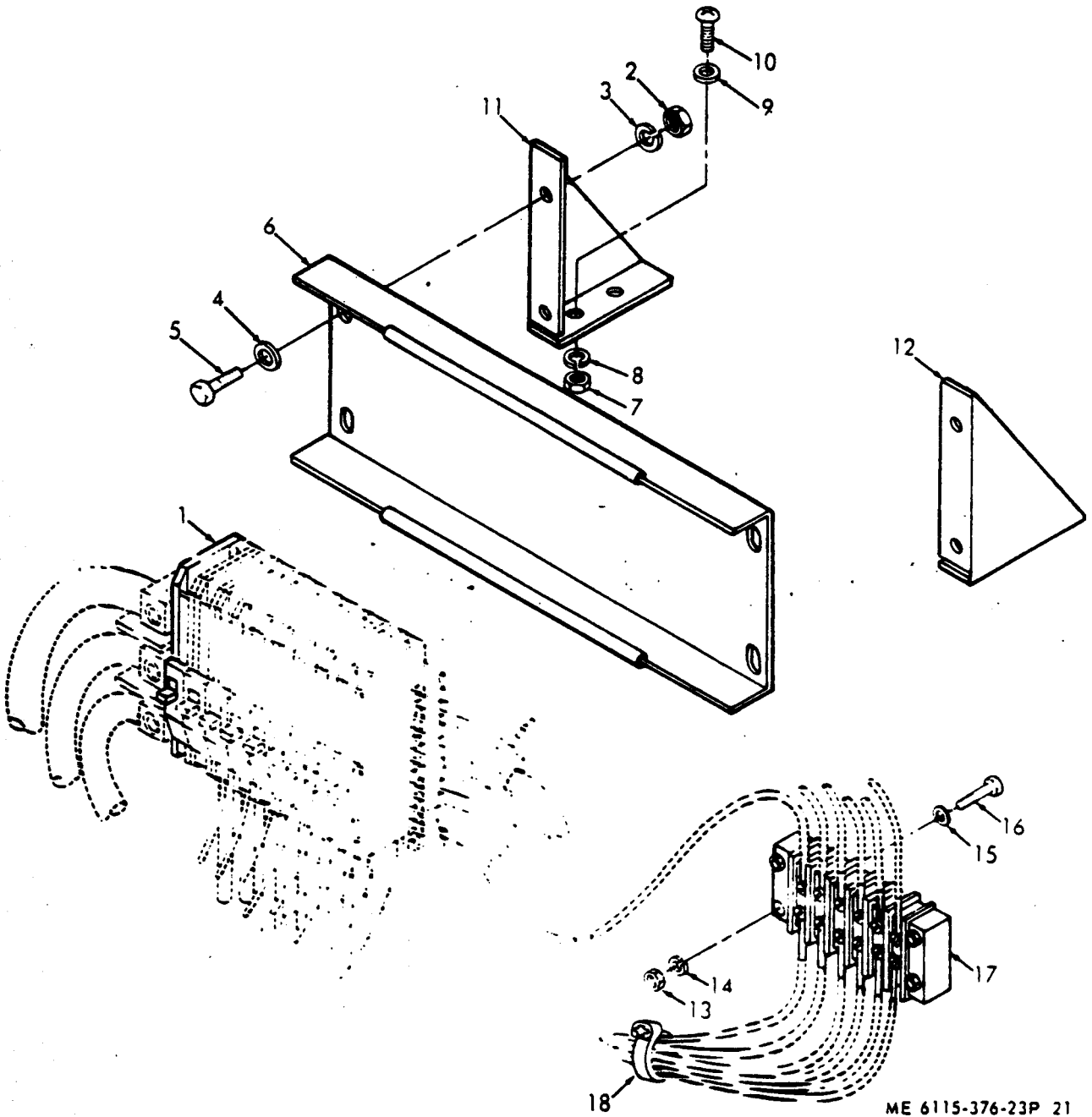


Figure 21. Distribution Box Power Panel, Brackets, and Terminal Board

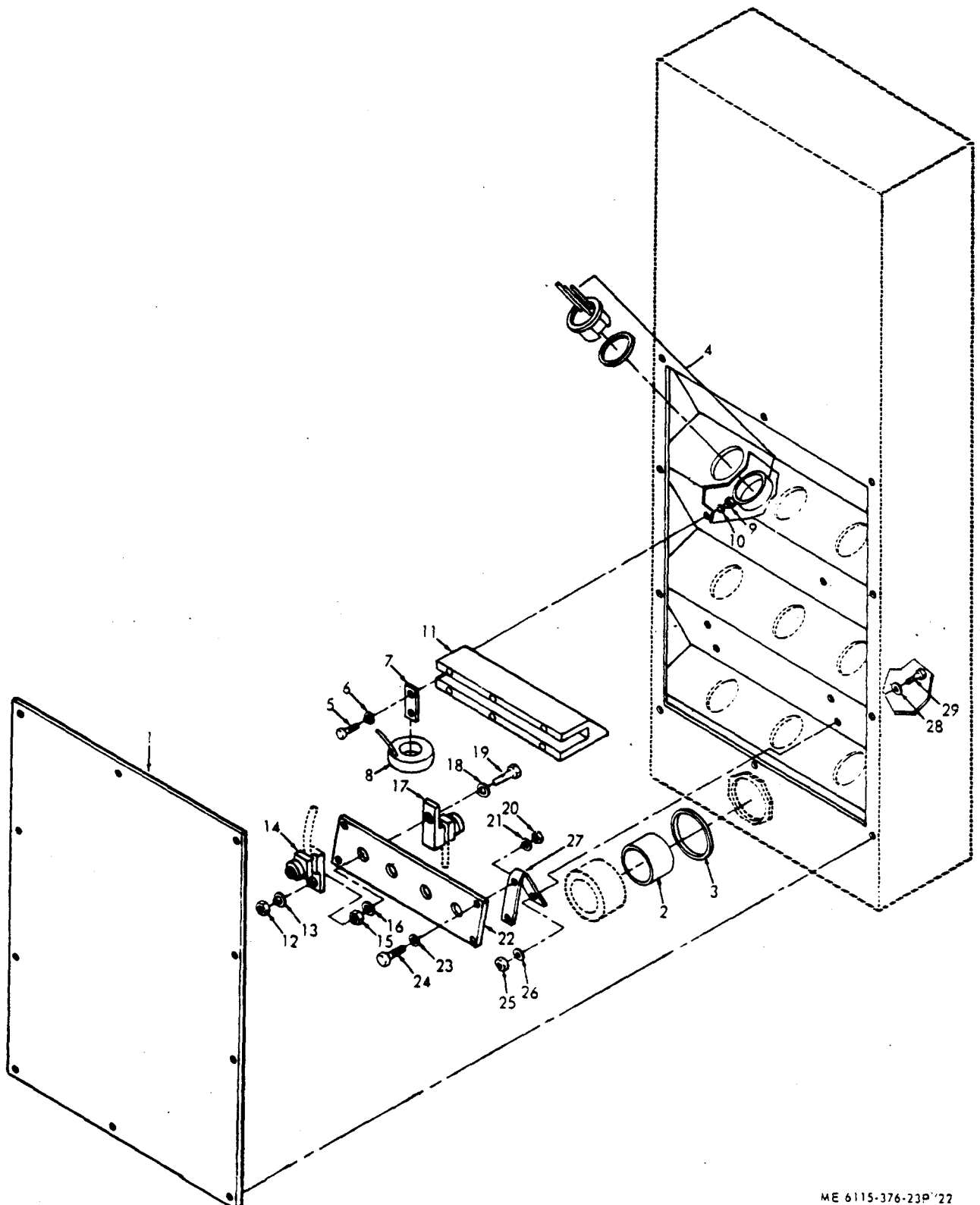


Figure 22. Distribution Box Wiring Harness, Transformers, and Lug Terminals

ME 6115-376-23P'22

ITEM NO.	WIRE NO.	TERMINATION		APPROX WIRE LG	WIRE FIND NO.
		FROM	TO		
1	1	TB1-L1	W1	34.00	69
1	2	TB1-L2	W2	34.00	69
1	3	TB1-L3	W3	34.00	69
1	4	TB1-L0	W4	34.00	69
2	5	XDS9	W4	7.00	70
2	6-13	—	—	4.00	70
3	1	TB1-L1	W1	36.00	68
3	2	TB1-L2	W2	36.00	68
3	3	TB1-L3	W3	36.00	68
3	4	TB1-L0	W4	36.00	68
4	5	XDS9	W4	9.00	69
4	6-13	—	—	4.00	69

ME 6115-376-23P/23

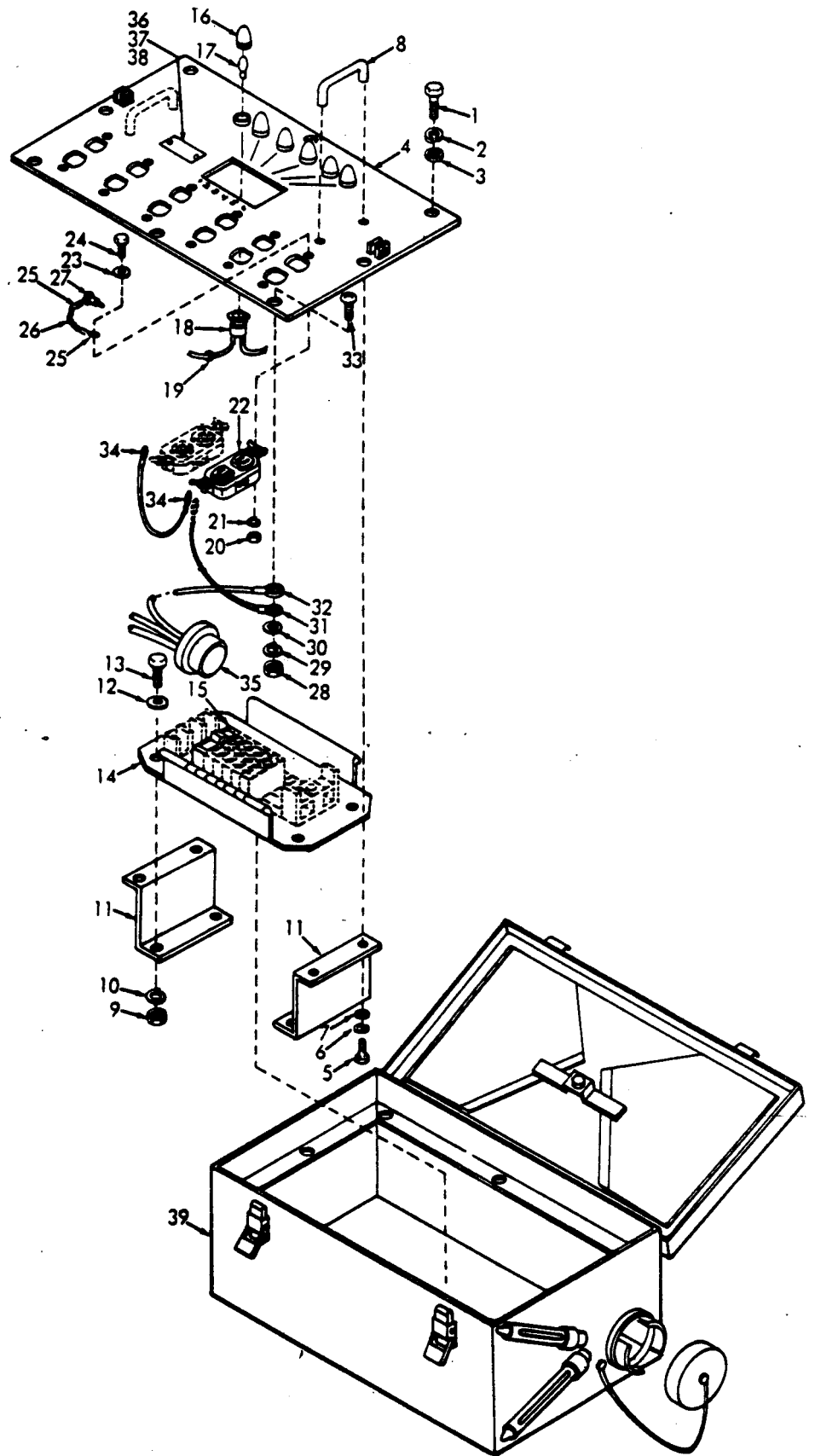


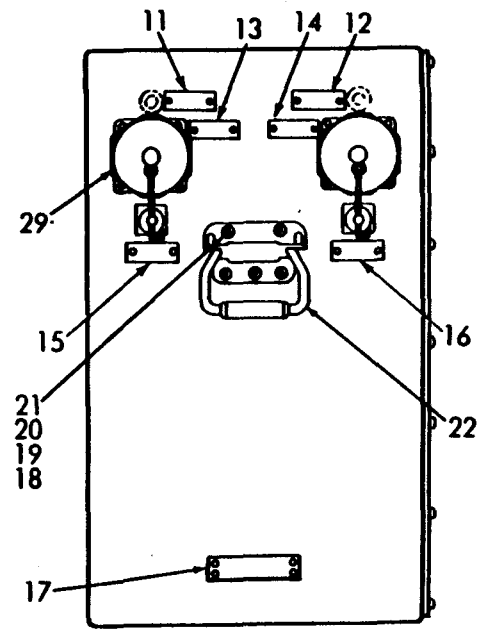
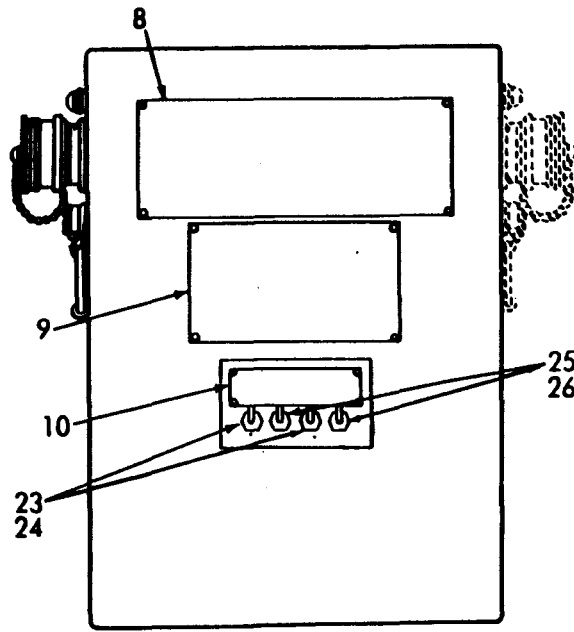
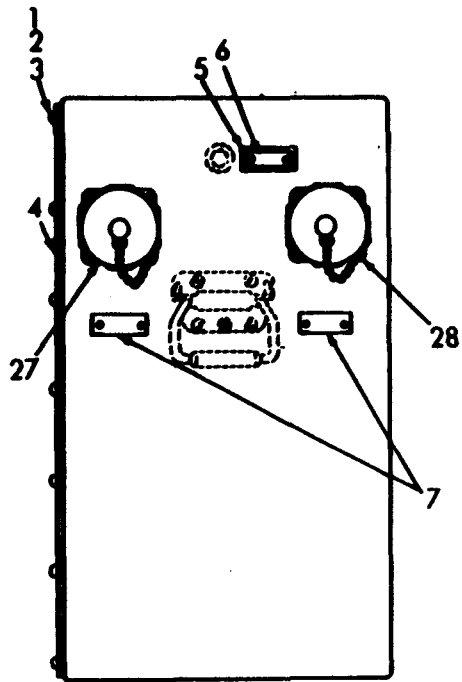
Figure 24. Portable Distribution Box

ME 6115-376-23P/24

ITEM NO.	WIRE NO.	TERMINATION		TERMINATION		APPROX WIRE LENGTH	WIRE FIND NO.
		FROM	TERM. FIND NO.	TO	TERM. FIND NO.		
1	1	J7-1	—	W-1	—	25.00 ± .50	34
1	2	J7-2	—	W-2	—	15.00 ± .50	34
1	3	J7-G4	—	E1	45	15.00 ± .50	34
2	4	CB1	—	J1	46	15.00 ± .50	36
2	5	CB2	—	J2	46	13.00 ± .50	36
2	6	CB3	—	J3	46	8.00 ± .50	36
2	7	CB4	—	J4	46	8.00 ± .50	36
2	8	CB5	—	J5	46	13.00 ± .50	36
2	9	CB6	—	J6	46	15.00 ± .50	36
2	10	W2	—	J1	46	26.00 ± .50	36
2	11	W2	—	J2	46	22.00 ± .50	36
2	12	W2	—	J3	46	20.00 ± .50	36
2	13	W2	—	J4	46	17.00 ± .50	36
2	14	W2	—	J5	46	14.00 ± .50	36
2	15	W2	—	J6	46	11.00 ± .50	36
3	16	CB1	—	XDS1	—	22.00 ± .50	37
3	17	CB2	—	XDS2	—	23.00 ± .50	37
3	18	CB3	—	XDS3	—	24.00 ± .50	37
3	19	CB4	—	XDS4	—	25.00 ± .50	37
3	20	CB5	—	XDS5	—	26.00 ± .50	37
3	21	CB6	—	XDS6	—	27.00 ± .50	37
3	22	W2	—	XDS6	—	11.00 ± .50	37
3	23	XDS6	—	XDS5	—	3.00 ± .25	37
3	24	XDS5	—	XDS4	—	3.00 ± .25	37
3	25	XDS4	—	XDS3	—	3.00 ± .25	37
3	26	XDS3	—	XDS2	—	3.00 ± .25	37
3	27	XDS2	—	XDS1	—	3.00 ± .25	37
4	28	E1	47	J6 (GRN)	46	4.50 ± .25	38
4	29	J6	46	J5 (GRN)	46	4.50 ± .25	38
4	30	J5	46	J4 (GRN)	46	4.50 ± .25	38
4	31	J4	46	J3 (GRN)	46	4.50 ± .25	38
4	32	J3	46	J2 (GRN)	46	4.50 ± .25	38
4	33	J2	46	J1 (GRN)	46	4.50 ± .25	38

ME 6115-376-23P/25

Figure 25. Portable Distribution Box Electrical Leads



ME 6115-376-23P/26

Figure 26. Electrical Synchronizer

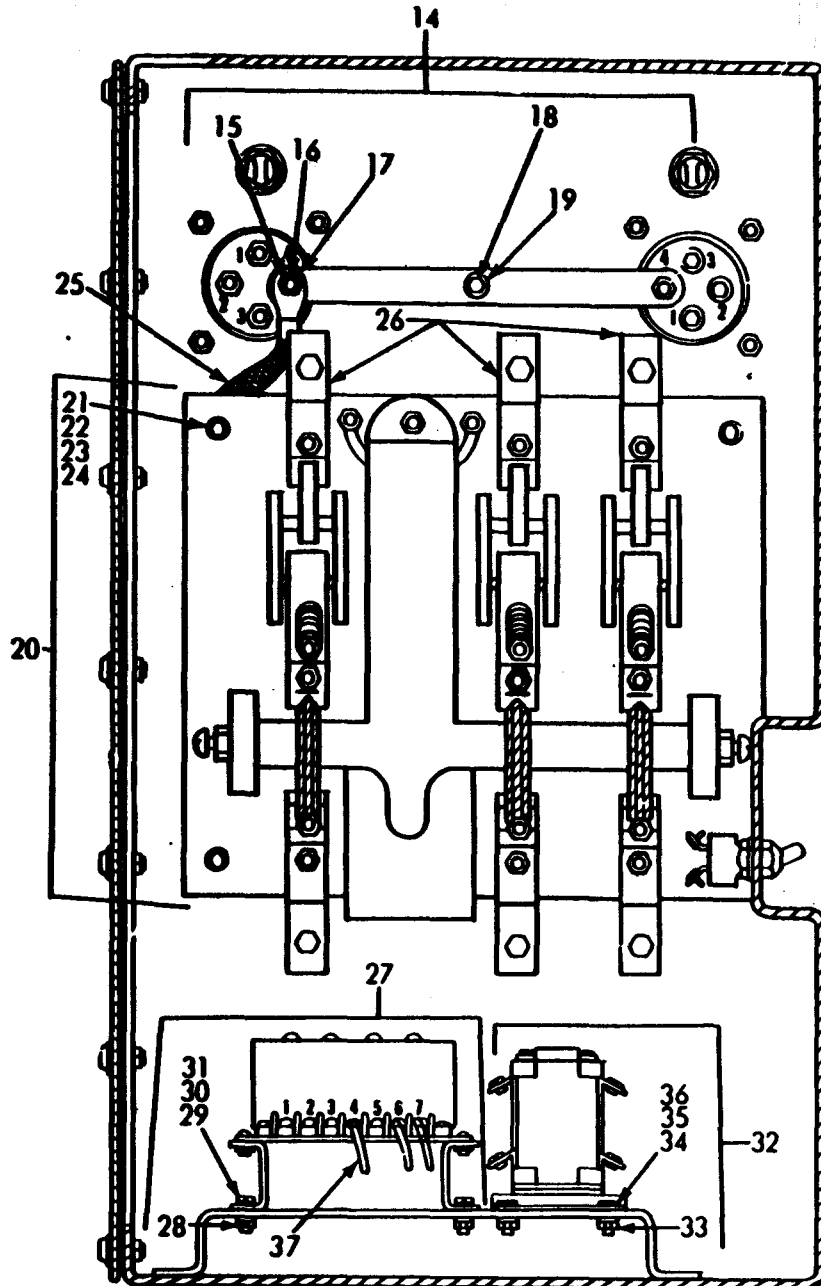
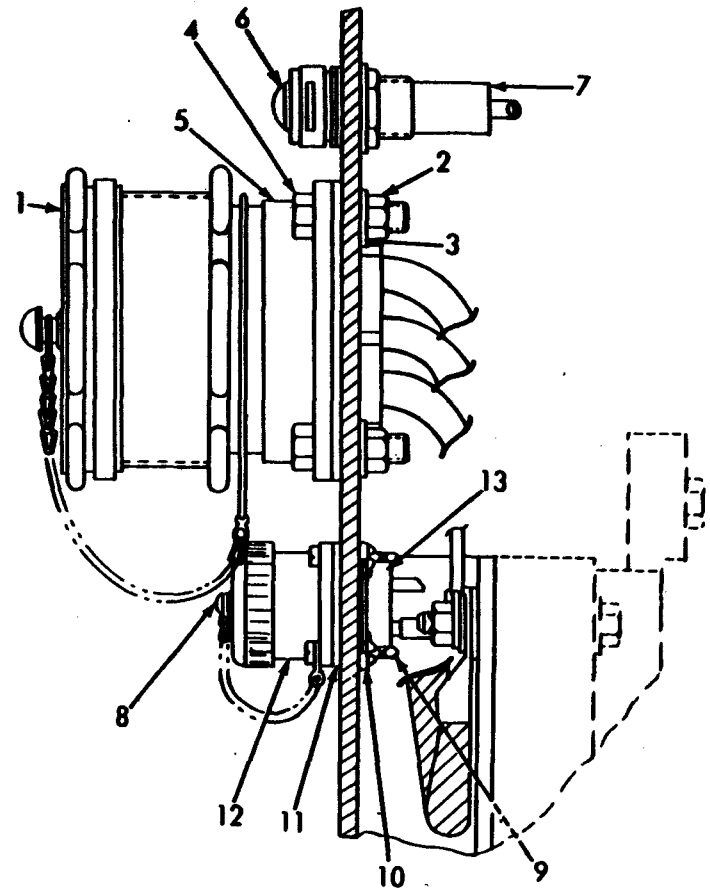


Figure 27. Electrical



Ionizer Wiring Harness, Release

ITEM NO.	WIRE NO.	TERMINATION		TERMINATION		DIM. A LENGTH	WIRE FIND NO.
		FROM	TERM. FIND NO.	TO	TERM. FIND NO.		
1	32	K2-L1	—	K1-L1	—	21.00	2
2	33	K2-L2	—	K1-L2	—	19.00	2
3	34	K2-L3	—	K1-L3	—	22.00	2
4	38	K1-L2	3	XDS1-1	—	12.00	1
5	39	XDS1-2	—	W53	4	8.00	1
6	40	XDS3-2	—	W52	4	8.00	1
7	41	XDS2-2	—	W52	4	8.00	1
8	42	J3-A	—	J3-D	—	2.00	1
9	43	J4-A	—	J4-D	—	2.00	1
10	44	J4-C	—	J3-C	—	16.00	1
11	45	S3-1	5	S1-1	5	3.00	1
12	46	S4-1	5	S2-1	5	3.00	1
13	47	K3-X2	5	K3-2	6	5.50	1
14	48	K4-X2	5	K4-2	6	5.50	1
15	49	A1-4	5	A1-7	5	4.00	1
16	50	A2-4	5	A2-7	5	4.00	1

ME 6115-376-23P 28

Figure 28. Electrical Synchronizer, Electrical Leads Termination Chart

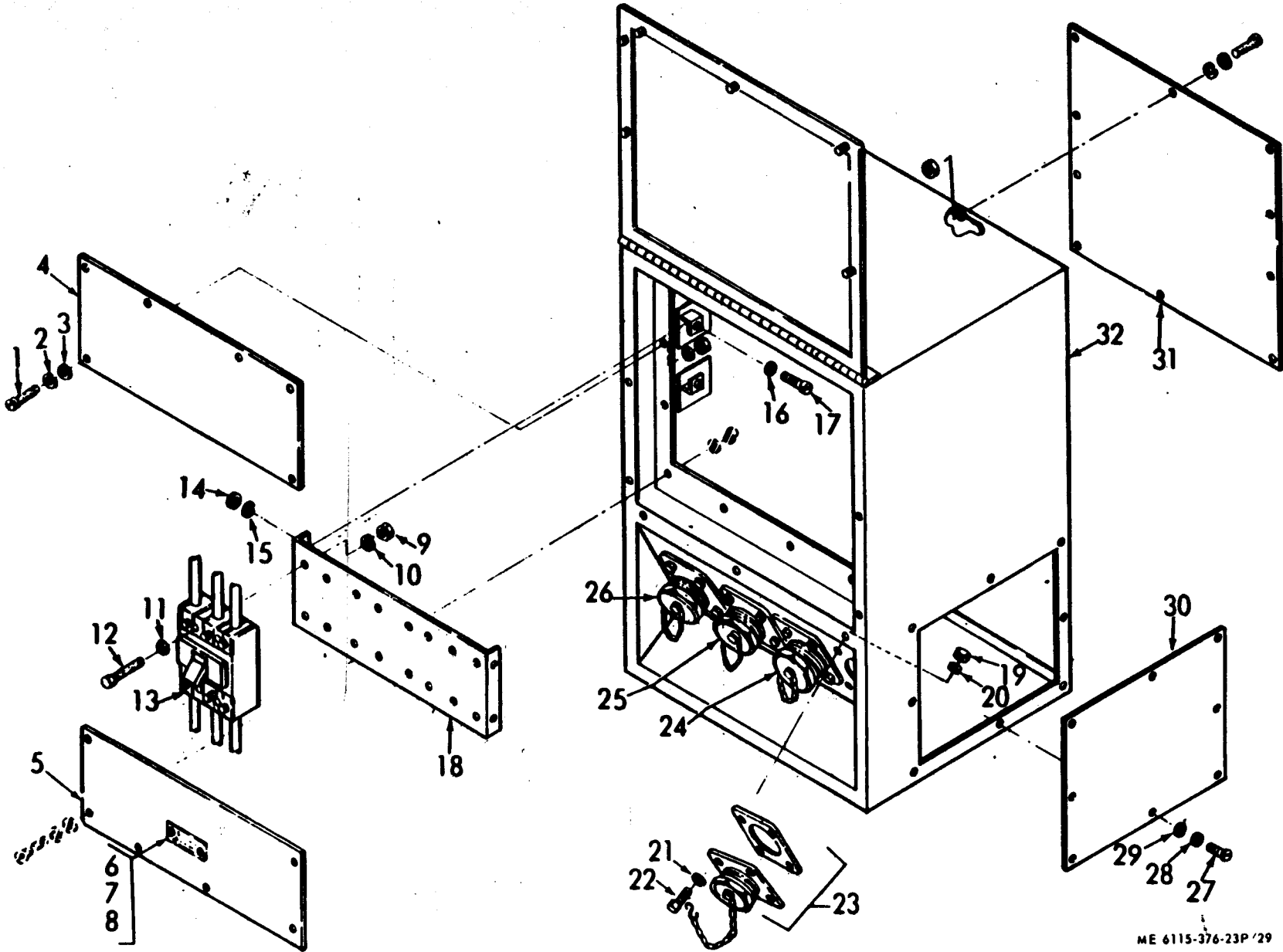


Figure 29. Switch Box

ME 6115-376-23P/29

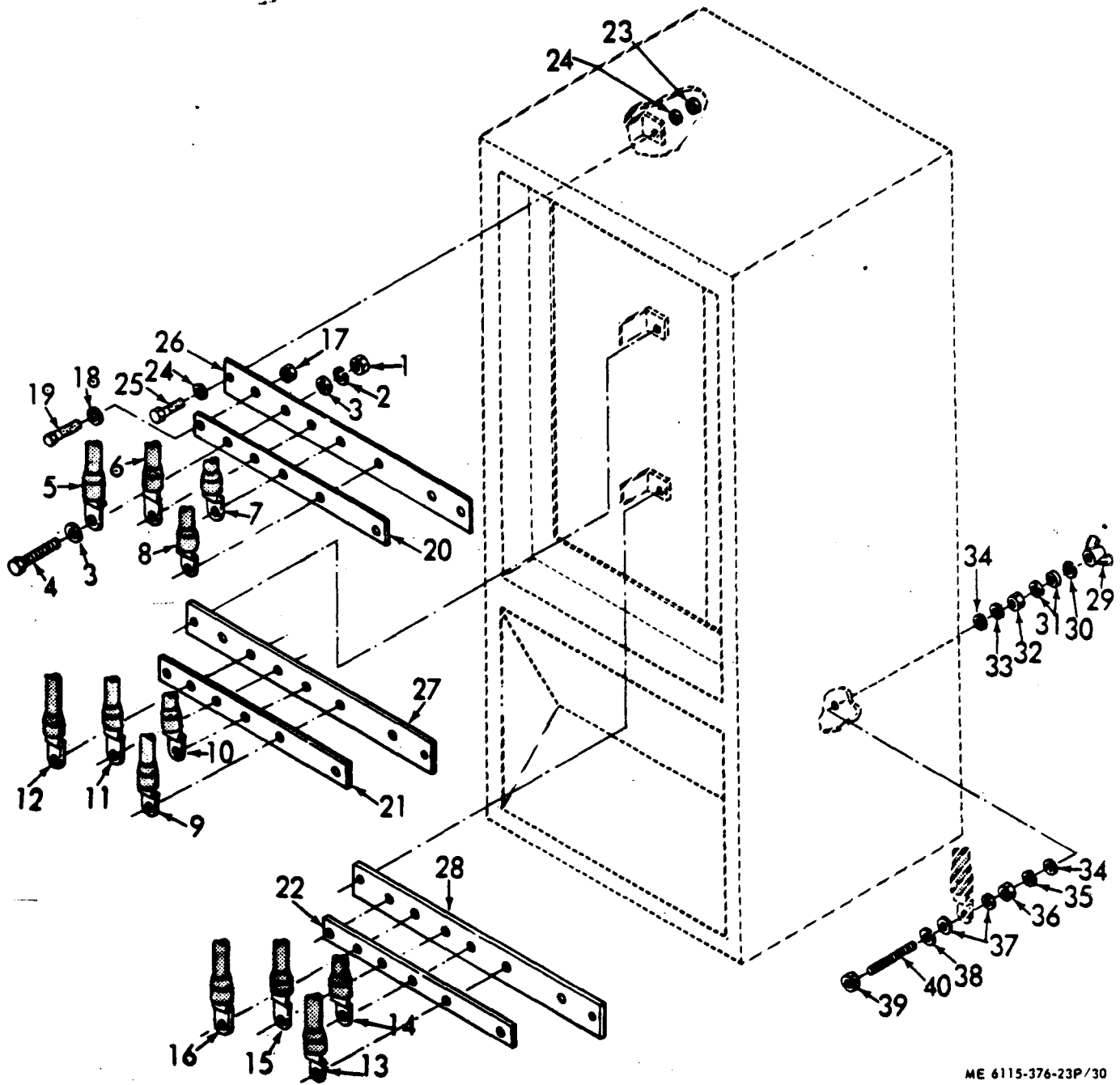


Figure 30. Switch Box Bus Bars, Insulator Bars, and Electrical Leads

ME 6115-376-23P/30

Section VII. INDEX - FEDERAL STOCK NUMBER AND REFERENCE NUMBER
CROSS-REFERENCE TO FIGURE AND ITEM NUMBER

	14	26	5310-045-5207	24	7
	14	37	5310-045-6001	2	4
	19	3	5310-080-6004	4	13
	19	7		5	3
5305-269-3212	19	22		5	6
	14	7		5	14
	14	26		8	2
	14	40		9	3
530 5-26 9-3213	19	22		9	8
	14	37		10	4
	19	25		12	2
5305-269-321 4	18	14		14	6
5305-269-321 5	30	25		14	10
530 5-269-321 6	30	19		14	14
5305-269-321 A	12	3		14	17
	14	15		14	21
	14	19		14	25
	14	30		14	29
	14	33		14	32
	19	11		14	36
	19	14		14	39
530 5-269-4511	5	8		16	2
	16	3		19	9
	18	11		18	13
	19	25		19	2
5305 -702-4523	29	22		19	6
5305-724-5911	1	8		19	17
5305-724-5938	5	9		19	13
5305-724-6759	6	9		19	21
5305-724-7221	2	5		19	24
5305-725-0166	4	9		30	19
5305-855-0962	20	20		30	24
	20	30	5310-087-0057	20	21
	24	36		20	31
	29	6		24	37
5305-958-5246	16	9		29	7
5305-958-5247	16	9	5310-087-4652	9	1
	17	10		10	3
5305-959-2723	4	2		12	1
	4	7		14	5
	4	16		14	9
	4	19		14	13
5305-984-5691	8	3		14	16
5305-984-6194	24	24		14	20
5305-984-6195	27	36		14	24
5305-984-6210	20	17		14	29
	21	5		14	31
	21	10		14	35
5305-984-6211	29	17		14	38
5305-984-6212	20	29		16	1
5305-984-6214	21	16		18	8
5305-988-1723	20	10		18	12
5305-989-1724	20	10		19	1
	24	1		19	5
5305-989-7414	22	5		19	7
	24	33		19	12
5305-993-1848	26	1		19	20
	26	21		19	23
	27	31		30	17
5306-225-8498	10	9		30	23
5306-225-8499	27	4	5310-087-7493	3	15
5306-225-8505	3	14		10	8
5306-933-0596	18	1	5310-088-1291	7	1

Section VII. INDEX · FEDERAL STOCK NUMBER AND REFERENCE NUMBER
CROSS-REFERENCE TO FIGURE AND ITEM NUMBER

5310-088-1251	7	6	5310-934-9758	21	2
	11	15		21	7
	12	5		21	13
	16	6		29	14
	17	8	5310-934-9759	27	33
	22	25	5310-951-7209	1	5
	27	21	5310-959-7600	18	3
5310-184-8971	27	16	5310-984-3806	3	14
5310-185-0113	4	27		10	7
5310-187-2413	3	2	5315-829-1480	20	22
	3	8	5315-844-5831	11	4
	3	11		11	14
	13	3		17	6
	13	5	5925-401-6739	21	1
5310-225-6408	1	4	5925-818-4811	24	15
5310-225-6993	13	7	5930-050-2681	26	25
5310-261-8278	24	6	5930-655-1514	26	23
5310-262-5107	3	7	5935-500-5008	27	8
5310-269-4040	2	2	5935-801-6617	27	12
5310-275-6814	27	10	5940-936-2255	27	26
5310-407-9566	27	3	5945-469-6600	27	20
5310-543-4717	3	1	5945-487-8011	27	32
	4	26	5950-436-0699	22	9
	30	29	6110-460-6047	27	27
5310-576-5752	24	29	6110-484-3461	21	6
5310-582-5965	20	8	6110-484-3464	22	4
	22	10	6115-484-3465	2	1
	22	21	6115-484-3466	15	2
	24	2	6115-937-4388	2	
	29	10	6140-913-5905	19	18
	29	20	6145-578-6600	28	2
5310-584-7995	3	12	6150-493-1838	29	26
	13	1	6150-493-1839	29	25
	14	1	6150-493-1840	29	24
	19	16	6150-493-1841	29	23
5310-637-9541	9	6	6150-949-0451	15	2
	18	10	6210-067-8368	20	3
5310-732-0558	9	1	6240-223-9105	20	4
5310-761-6982	20	7		24	17
	22	20		27	6
5310-763-8920	5	10	7240-222-3088	10	2
	6	6			
	6	10			
5310-809-5998	13	8			
5310-809-8544	27	35			
5310-809-8546	20	16			
	20	27			
	21	4			
	21	9			
	21	15			
	24	12			
	24	30			
	26	2			
	26	20			
	27	10			
	29	3			
	29	16			
	29	28			
5310-809-8549	24	23			
5310-823-8403	2	3			
	6	3			
	6	8			
	6	12			
5310-880-7744	27	2			
5310-889-2528	27	22			
5310-903-3994	3	12			
	30	1			
	30	32			
	30	36			
	30	39			
5310-913-9776	3	4			
	3	6			
	4	34			
	14	2			
	19	17			
	30	2			
5310-934-9751	24	29			
	26	18			
	27	28			
5310-934-9757	24	20			
5310-934-9758	20	14			
	20	25			

Section VII. INDEX - FEDERAL STOCK NUMBER AND REFERENCE NUMBER
CROSS-REFERENCE TO FIGURE AND ITEM NUMBER

MS251980804	96906	23	3	MS27183-10	9,906	7	4
AN10-14A	88044	1	8		9,906	7	7
AN961-516	88044	4	27		9,906	7	9
	88044	4	29		9,906	11	16
	88044	4	32		9,906	12	6
AN961-616T	88044	3	2		9,906	16	7
	88044	3	8		9,906	17	9
	88044	3	11		9,906	18	4
	88044	13	3		9,906	20	9
	88044	13	5		9,906	22	23
	88044	30	3		9,906	22	26
	88044	30	31		9,906	22	28
	88044	30	34		9,906	24	3
	88044	30	37		9,906	27	23
	88044	22	16		9,906	29	11
AN961-816T	81348	14	1	MS27183-13	9,906	29	21
FFN836TYPE2STYLE1	81348	3	3		9,906	3	15
FFN836TYPE2STYLE2	81348	3	7		9,906	10	8
FFS10TTYPE8	81348	27	9	MS27183-14	9,906	4	13
FFS85TYPE2STYLE10	81348	24	5		9,906	5	3
	81348	24	13		9,906	5	6
LPOILO14	81349	22	14		9,906	5	14
	81349	22	17		9,906	8	2
MIL85423-1TYPEEAST	E1	26	26		9,906	9	3
	81349	26	24		9,906	9	8
MILC1283	81349	10	2		9,906	10	4
MILC55449TYPEU2308	81349	24	35		9,906	11	3
MILG14609TYPE1	81349	1	1		9,906	11	12
MILL15098TYPEE51	81349	20	4		9,906	12	2
	81349	24	17		9,906	14	6
	81349	27	6		9,906	14	10
MILL3661-19STYLELC	81349	20	3		9,906	14	14
MILL3661-19TYPELC1	D1	24	16		9,906	14	17
MILL3661-8-17TYPEL	81349	27	7		9,906	14	21
MILL3661-9STYLELM7	81349	20	5		9,906	14	25
MILL3661-9TYPELH77	81349	24	18		9,906	14	29
MIL410304-14MR36W5	81349	20	1		9,906	14	32
MILS1285	81349	10	1		9,906	14	36
MILT55156-1TYPELPO	81349	22	14		9,906	14	39
	81349	22	17		9,906	16	2
MIL1-23053CLASS1	81349	27	13		9,906	17	3
MIL1-7444TYPE1CLAS	81349	20	12		9,906	18	9
MS15795-908	96906	24	7		9,906	18	13
MS16203-27	96906	3	12		9,906	19	2
	96906	13	1		9,906	19	6
	96906	14	1		9,906	19	10
	96906	19	16		9,906	19	13
MS16203-29	96906	22	12		9,906	19	21
	96906	22	15		9,906	19	24
MS16203-39	96906	3	3		9,906	30	18
	96906	3	7		9,906	30	24
	96906	4	28	MS27183-18	9,906	13	8
	96906	4	33	MS27183-2	9,906	20	21
	96906	4	35		9,906	20	31
MS16562-77	96906	11	4		9,906	24	37
	96906	11	14		9,906	29	7
	96906	17	6	MS27183-21	9,906	2	3
MS17349C328	96906	20	24		9,906	6	3
MS17821-1-9	96906	21	18		9,906	6	8
	96906	24	19		9,906	6	12
MS17984C303C	96906	24	27	MS27183-22	9,906	1	5
MS18712-5	96906	28	22	MS27183-7	9,906	24	23
MS20341-6168	96906	27	15		9,906	27	35
MS27859-104	96906	24	31	MS27183-8	9,906	20	16
MS20659-110	96906	3	9		9,906	20	27
	96906	4	30		9,906	21	4
MS20659-130	96906	24	32		9,906	21	9
MS24626-2	96906	26	5		9,906	21	15
MS24629-3	96906	20	20		9,906	24	12
	96906	25	30		9,906	24	30
	96906	24	36		9,906	26	2
	96906	29	6		9,906	26	20
MS24665-208	96906	20	22		9,906	27	30
MS250A3-18C	96906	27	8		9,906	29	3
MS2519081	96906	23	1		9,906	29	16
MS2519081A	96906	25	2		9,906	29	28
MS2519081B	96906	23	2	MS27213-18	9,906	4	23
	96906	23	4	MS27213-19	9,906	4	22
	96906	25	4	MS27213-46	9,906	4	25
MS25190820	96906	25	3	MS27213-72	9,906	4	3
MS2519086	96906	25	1		9,906	4	8
MS27143-10	96906	7	2	MS27213-73	9,906	6	5

Section VII. INDEX - FEDERAL STOCK NUMBER AND REFERENCE NUMBER
CROSS-REFERENCE TO FIGURE AND ITEM NUMBER

MS27950-3	96906	18	6	MS35338-44	96906	29	20
MS27953-4	96906	18	1	MS35338-45	96906	27	3
MS27954-2	96906	19	2	MS35338-46	96906	9	6
MS28775-238	96906	1	2		96906	18	10
	96906	22	3	MS35340-46	96906	4	12
MS3102R18-4P	96906	27	12		96906	5	2
MS35058-22	96906	26	23		96906	5	7
MS35058-29	96906	26	25		96906	5	13
MS35190-289	96906	16	8		96906	9	2
MS35190-291	96906	11	17		96906	11	2
	96906	16	8		96906	11	11
	96906	17	10		96906	17	2
MS35190-319	96906	4	2	MS35340-50	96906	1	7
	96906	4	7		96906	2	4
	96906	4	16		96906	5	11
	96906	4	19		96906	6	2
MS35206-246	96906	24	24		96906	6	7
MS35206-247	96906	27	36		96906	6	11
MS35206-261	96906	21	16	MS353425-442	96906	11	10
MS35206-263	96906	20	17	MS35425-28	96906	3	1
	96906	21	5		96906	4	26
	96906	21	10		96906	30	29
MS35206-264	96906	29	17	MS35425-42	96906	11	1
MS35206-265	96906	20	28		96906	17	1
MS35206-279	96906	20	10	MS35649-202	96906	20	14
MS35206-280	96906	20	10		96906	20	25
	96906	24	1		96906	21	2
MS35206-311	96906	8	3		96906	21	7
MS35207-263	96906	24	33		96906	21	13
MS35207-265	96906	26	1		96906	29	14
	96906	26	21	MS35649-2252	96906	29	9
	96906	27	31		96906	29	19
MS35207-268	96906	22	5	MS35649-282	96906	24	20
MS35307-306	96906	29	22		96906	27	33
MS35307-316	96906	29	12	MS35650-302	96906	24	9
MS35309-303	96906	27	18		96906	24	28
MS35309-360	96906	14	4		96906	26	18
MS35309-362	96906	14	4		96906	27	28
	96906	19	19	MS35691-21	96906	9	5
MS35309-367	96906	30	4		96906	9	9
MS35309-369	96906	13	6	MS35915-4	96906	14	3
MS35309-418	96906	22	19		96906	19	18
MS35333-108	96906	27	19	MS39087-6	96906	24	8
MS35333-110	96906	3	4	MS45904-68	96906	27	22
	96906	3	6	MS51922-1	96906	7	1
	96906	13	2		96906	7	6
	96906	27	17		96906	11	15
	96906	30	30		96906	12	5
	96906	30	33		96906	16	6
	96906	30	35		96906	17	8
	96906	30	38		96906	22	25
MS35333-39	96906	24	29		96906	27	21
MS35335-91	96906	3	4	MS51922-17	96906	8	1
	96906	3	6		96906	10	3
	96906	4	34		96906	12	1
	96906	14	2		96906	14	5
	96906	19	17		96906	14	9
	96906	30	2		96906	14	13
MS35335-93	96906	22	13		96906	14	16
	96906	22	18		96906	14	20
MS35338-100	96906	24	6		96906	14	24
MS35338-103	96906	27	16		96906	14	28
MS35338-42	96906	24	21		96906	14	31
	96906	27	34		96906	14	35
MS35338-43	96906	20	15		96906	14	38
	96906	20	26		96906	16	1
	96906	21	3		96906	18	8
	96906	21	8		96906	18	12
	96906	21	14		96906	19	1
	96906	22	6		96906	19	5
	96906	24	10		96906	19	9
	96906	26	3		96906	19	12
	96906	26	19		96906	19	20
	96906	27	29		96906	19	23
	96906	29	2		96906	30	17
	96906	29	15		96906	30	23
	96906	29	29	MS51922-33	96906	13	7
MS35338-44	96906	20	8	MS51922-49	96906	2	2
	96906	22	10	MS51922-5	96906	18	3
	96906	22	21	MS51922-53	96906	1	4
	96906	24	2	MS51922-9	96906	3	14
	96906	29	10		96906	10	7

Section VII. INDEX - FEDERAL STOCK NUMBER AND REFERENCE NUMBER
CROSS-REFERENCE TO FIGURE AND ITEM NUMBER

MS51937-7	96906	6	13	13205E5034	97403	27	37
MS5195A-65	96906	29	1	13205E5035	97403	27	37
	96906	29	27	13205E5037	97403	27	5
MS51963-13A	96906	4	4	13205E5038-2	97403	26	29
	96906	4	9	13205E5043	97403	27	25
MS51967-2	96906	20	7	13205E5044	97403	27	32
	96906	22	20	13205E5154-1	97403	26	28
MS51967-20	96906	5	10	13205E5154-2	97403	26	27
	96906	6	1	13205E5155-1	97403	28	1
	96906	6	6	13205E5155-10	97403	28	10
	96906	6	10	13205E5155-11	97403	28	11
MS51967-5	96906	27	2	13205E5155-12	97403	28	12
MS51967-8	96906	9	1	13205E5155-13	97403	28	13
MS51969-3	96906	3	12	13205E5155-14	97403	28	14
	96906	30	1	13205E5155-15	97403	28	15
	96906	30	32	13205E5155-16	97403	28	16
	96906	30	36	13205E5155-2	97403	28	2
	96906	30	39		97403	29	2
MS52000-6	96906	27	11	13205E5155-3	97403	28	3
MS53052-1	96906	10	6	13205E5155-4	97403	28	4
MS87006-13	96906	20	11	13205E5155-5	97403	28	5
MS87006-3	96906	24	25	13205E5155-6	97403	28	6
MS90725-1A	96906	27	24	13205E5155-7	97403	28	7
MS90725-110	96906	13	9	13205E5155-8	97403	28	8
MS90725-163	96906	1	8	13205E5155-9	97403	28	9
	96906	2	5	13205E5156	97403	20	29
MS90725-172	96906	5	9	13206E4482-3	97403	1	6
MS90725-175	96906	6	9	13211E58320-6	97403	27	10
MS90725-33	96906	10	9	13212E3582-7	97403	1	1
MS90725-34	96906	27	4		97403	22	2
MS90725-41	96906	3	16	13212E3617-1	97403	16	9
MS90725-58	96906	4	11	13214E1213-1	97403	7	5
MS90725-59	96906	5	1	13214E1214	97403	7	10
	96906	5	12	13214E1223	97403	3	13
	96906	10	5		97403	4	36
MS90725-6	96906	7	3		97403	14	4
	96906	7	8	13214E1235	97403	8	4
	96906	22	29	13214E1254-1	97403	3	17
MS90725-60	96906	14	7	13214E1254-2	97403	3	17
	96906	14	11	13214E1256	97403	10	10
	96906	14	22	13214E1257	97403	3	
	96906	14	26	13214E1332	97403	24	
	96906	14	37	13214E1333	97403	24	39
	96906	19	3	13214E1335	97403	24	4
	96906	19	7	13214E1336	97403	24	11
MS90725-61	96906	19	22	13214E1337-1	97403	20	19
	96906	14	7	13214E1337-2	97403	24	38
	96906	14	26	13214E1337-5	97403	29	8
	96906	14	40	13214E1342	97403	26	
	96906	19	22	13214E1344	97403	26	4
MS90725-62	96906	14	37	13214E1347	97403	27	14
	96906	19	25	13214E1348	97403	27	20
MS90725-63	96906	5	9	13214E1349	97403	27	26
	96906	14	3	13214E1350	97403	27	27
	96906	19	11	13214E1352	97403	26	17
	96906	19	25	13214E1355	97403	26	9
MS90725-64	96906	18	14	13214E1356	97403	26	10
MS90725-65	96906	30	25	13214E1357	97403	26	6
MS90725-66	96906	30	19	13214E1358	97403	26	7
MS90725-68	96906	12	3	13214E1359	97403	26	11
	96906	14	15	13214E1360	97403	26	12
	96906	14	18	13214E1361	97403	26	13
	96906	14	30	13214E1362	97403	26	14
	96906	14	33	13214E1363	97403	26	15
	96906	19	11	13214E1364	97403	26	16
	96906	19	14	13214E1365	97403	20	
MS90725-7	96906	12	7	13214E1366	97403	20	41
MS90725-9	96906	22	9	13214E1372	97403	20	18
	96906	22	24	13214E1373	97403	21	12
N	80205	9	10	13214E1374	97403	21	11
NAS3104-5-8	80205	18	5	13214E1375-1	97403	20	32
QQM343TYPE8CLASS1	81348	3	10	13214E1375-2	97403	20	33
	81348	4	31	13214E1375-3	97403	20	34
	81348	13	4	13214E1375-4	97403	20	35
RRC271TYPE2CLASS3	81348	20	13	13214E1375-5	97403	20	36
	81348	24	26	13214E1375-6	97403	20	37
WC596STYLED3	81348	24	22	13214E1375-7	97403	20	38
13205E1449	97403	16	10	13214E1375-8	97403	20	39
13205E4750	97403	2		13214E1375-9	97403	20	40
13205E4918	97403	3	5	13214E1376	97403	22	27
13205E4945-2	97403	30	40	13214E1377	97403	22	22
13205E5026	97403	21	4	13214E1378	97403	22	11

Section VII. INDEX - FEDERAL STOCK NUMBER AND REFERENCE NUMBER
CROSS-REFERENCE TO FIGURE AND ITEM NUMBER

13214E1379	97403	22	8	13216E7531	97403	22	11
13214E1380	97403	22	7	13216E7532	97403	22	7
13214E1381	97403	20	23	13216E7533	97403	22	1
13214E1383	97403	22	1	13216E7534	97403	20	6
13214E1418	97403	9	4	13216E7537	97403	14	41
13214E1419	97403	9	11	13216E7538-1	97403	29	26
13214E1420	97403	9	7	13216E7538-2	97403	29	25
13214E1421	97403	14	41	13216E7538-3	97403	29	24
13214E1422	97401	14	23	13216E7538-4	97403	29	23
	97403	14	8	13216E7539-1	97403	30	8
	97403	14	12	13216E7539-10	97403	30	8
	97403	14	27	13216E7539-11	97403	30	0
	97403	19	4	13216E7539-12	97403	30	13
	97403	19	8	13216E7539-2	97403	30	12
	97403	14	34	13216E7539-3	97403	30	14
13214 1423-1	97403	14	19	13216E7539-5	97403	30	11
13214 1423-2	97403	14	19	13216E7539-6	97403	30	15
13214 1423-3	97403	19	15	13216E7539-7	97403	30	6
13214 1424	97403	12	4		97403	30	7
13214 1425	97403	15	4	13216E7539-8	97403	30	10
13214 1426-1	97403	15	1	13216E7539-9	97403	30	14
13214 1426-2	97403	15	1	13216E7542	97403	14	27
13214 1427	97403	11	18	13216E7546-1	97403	15	2
13214 1428	97403	11	8	13216E7546-2	97403	2	1
	97403	11	18	13216E7546-3	97403	15	2
	97403	11	7	13216E7546-4	97403	2	1
	97403	11	9	13216E7551	97403	4	
	97403	11	13	13216E7552	97403	4	10
13214 1429	97403	11	5	13216E7553	97403	4	5
13214 1430-1	97403	17	7	13216E7554	97403	29	13
13214 1430-2	97403	11	6	13216E7555	97403	19	15
13214 1430-3	97403	17	4	13216E7556	97403	19	26
13214 1430-4	97403	17	4	13216E7558	97403	29	
13214 1431	97403	11	6	13216E7559	97403	29	32
	97403	17	4	13216E7560	97403	29	18
	97403	9	12	13216E7561-1	97403	30	20
13214 1432	97403	9	2	13216E7561-2	97403	30	21
13214 1433-1	97403	15	2	13216E7561-3	97403	30	22
13214 1433-2	97403	1	3	13216E7562-1	97403	30	26
13214 1433-3	97403	15	2	13216E7562-2	97403	30	27
13214 1433-4	97403	1	3	13216E7562-3	97403	30	28
13214 1435	97403	4		13216E7569	97403	29	5
13214 1436-1	97403	4	21				
13214 1436-2	97403	4	24				
13214 1438	97403	4	17				
13214 1439	97403	4	10				
13214 1440	97403	4	5				
13214 1441	97403	4	20				
13214 1442	97403	5	15				
13214 1443	97403	5	16				
13214 1444	97403	5	4				
13214 1445	97403	4	14				
13214 1446	97403	6	14				
13214 1447	97403	6	4				
13214 1448	97403	4	1				
	97403	4	6				
	97403	4	15				
	97403	4	18				
	97403	5	5				
	97403	16	4				
	97403	19	26				
	97403	18	7				
	97403	17	5				
	97403	17	11				
	97403	18	15				
	97403	16	5				
	97403	24	14				
	97403	24	15				
	97403	24	34				
	97403	26	8				
	97403	19	3				
	97403	12	8				
	97403	20	2				
	97403	20	6				
	97403	22	4				
	97403	15	2				
	97403	22	8				
	97403	21	1				
	97403	20					
	97403	29	30				
	97403	29	31				
	97403	22	4				
	97403	29	4				
	97403	20	2				
	97403	20	41				
	97403	20	18				
	97403	21	6				
3 1 1 E1453	97403	16	4				
3 1 1 E1454	97403	19	26				
3 1 1 E1455	97403	18	7				
3 1 1 E1456	97403	17	5				
3 1 1 E1457	97403	17	11				
3 1 1 E1458	97403	18	15				
3 1 1 E1459	97403	16	5				
3 1 1 E1474	97403	24	14				
3 1 1 E1475	97403	24	15				
3 1 1 E1477	97403	24	34				
3 1 1 E354	97403	26	8				
3 1 1 E7478	97403	19	3				
3 1 1 E7424	97403	12	8				
3 1 1 E7426	97403	20	2				
3 1 1 E7427	97403	20	6				
3 1 1 E7428	97403	22	4				
3 1 1 E7429	97403	15	2				
3 1 1 E7466	97403	22	8				
3 1 1 E7469	97403	21	1				
3 1 1 E7470	97403	20					
3 1 1 E7471	97403	29	30				
3 1 1 E7472	97403	29	31				
3 1 1 E7473	97403	22	4				
3 1 1 E7474	97403	29	4				
3 1 1 E7475	97403	20	2				
3 1 1 E7526	97403	20	41				
3 1 1 E7529	97403	20	18				
3 1 1 E75	97403	21	6				

ITEMS NOT ILLUSTRATED

Stock No.

Group No.

2320-055-9265

04

Reference No.

Fig. Code

Group No.

MS53087

96906

04

By Order of the Secretary of the Army:

W. C. WESTMORELAND,
General, *United States Army*,
Chief of Staff.

Official:

KENNETH G. WICKHAM,
Major General, United States Army,
The Adjutant General.

Distribution:

To be distributed in accordance with DA Form 12-25, Sec IV (qty rqr Block #782), Organizational maintenance for Trailer Mounted Generator Sets (Power Unit), 45 kw, 60 Cycle.

TM 5-6115-376-23P GENERATOR SET, DIESEL ENGINE, TRAILER AND TRUCK MOUNTED-1970

PIN: 025624-000