

Call Us: (U.S. & Canada)
1-800-332-2500

Fax Us: (U.S. & Canada)
1-800-227-1511



Section 10

OEM REPLACEMENT USE

NOTE: All dimensions in inches

GARLAND (CONT.)

Fryers — Gas & Electric

Description	Use	More Info Page #	OEM Number	Order Number
LCH HI-LIMIT 450°F — Fixed w/Stuffing Box, 3/8" & Manual Reset	36ES-11, 36ES-11BL, 36ES-11BLSF (1974 to Present), 36ES-11SF; 680-31F, 680-31FBL; 780-31SF, 780-31SFBL; E22-14F, E22-28FT; E24-31F, E24-31SF (1974 to Present, Manual Reset)	1-50	1143900	H-109
HI-LIMIT — Fenwal Kit, 425°F Fixed	35-G280SP, M-35, and Where Applicable	1-46	F826-1177 New 1292800 Old	H-119
FENWAL T'STAT 75-550°F	35-40/50, 35-280, 35-G280SP, 70-40/50	1-46	F806-0184 New 1292200 Old	E-188
FENWAL T'STAT 75-550°F	M70SS	1-46	F806-0183 New 1284200 Old	E-185
K T'STAT 200-400°F	36ES-11, 36ES-11BL, 36ES-11BLSF, 36ES-11SF; 36FS-21, 680-31F, 680-31FBL; 780-31F, 780-31SFBL; E22-14F, E22-28FT; E24-31F, E24-31SF	1-41	G01894-01 New 1094200 Old	E-169
KX T'STAT 200-400°F — Dip Sealed w/Stuffing Box 1/4" Nickel	GX42	1-41	2557 New 1204 Old	E-224
700 GAS SAFETY — Millivolt Actuator, 3/4" NPT with 1/2" Reducer Bushings	35-40/50, 35-280, 70-40	1-4	F826-1645 (New, Nat 3/4") F826-1646 (New, LP* 3/4") F826-1579 (New, Nat 1/2") F826-1580 (New, LP* 1/2") F807-2428 (Old, Nat 3/4") F807-2425 (Old, LP* 3/4") F807-2427 (Old, Nat 1/2") F807-2424 (Old, LP* 1/2") 02511-1 (Old, Nat 3/4") 1292799 (Old, Nat 1/2") 1292798 (Old, LP* 1/2")	G-121*
KNOB FOR 700 GAS SAFETY	All Models that use 700 Gas Safeties	8-46	F810-0109 New 1292703 Old	K-123
CONVERSION KIT FOR SAFETY VALVE — LP to Nat	Where Applicable	1-5	F810-0187 New 1292700 Old	G-158
CONVERSION KIT FOR SAFETY VALVE — Nat to LP	Where Applicable	1-5	N/A	G-156
THERMOPILE — 36" Coaxial	35-40/50, 35-280, 70-40	1-13	F810-0162 New 1093418 Old 1292900 Old	T-103
PILOT GENERATOR	M35SS	See Below	810-1873	T-225
PG-9 PILOT GENERATOR	35-40/50, 35-280, 70-40/50, M-35	1-13	F810-0617 New 1577001 Old	T-118
PRESSURE REGULATOR — 3/4", Nat	Where Applicable	7-14	2127503 New 1019003 Old	W-201
ON/OFF/ON Black Rocker	E-22 (Electric Fryer)	3-6	G03055-1 New 1019204 Old	A-183
SIGNAL LIGHT— Amber	Series: ED	3-19	2667200	A-476

* Designed for Natural Gas, but may be converted to LP — See Conversion Kit G-156 Page 1-5.



H-119



G-121



T-103



T-118



A-183



T-225

OEM Replacement Use

10

OEM REPLACEMENT USE

GARLAND (CONT.)

Fryers — Gas & Electric (Cont.)

Description	Use	More Info Page #	OEM Number	Order Number
DOOR CATCH — Magnetic	Where Applicable	See Below	078174-1 New F810-0066 Old	D-184
PILOT BURNER — Nat, 1/8"	Where Applicable	1-10	F810-0154N New 1293099 Old	M-132
PILOT BURNER — Nat	35-40/50, 70-40/50	1-10	F810-0426 New 9000800 Old	M-142
PILOT BURNER — LP	35-40/50, 70-40/50	1-10	F810-0427 New 9000801 Old	M-143
DRAIN VALVE — 1 1/4"	Where Applicable	8-32	F806-6993 New 1291700 Old	V-127
RADIANT — Ceramic	35-40/50, 35-280, 70-40/50, MST35, MST35SS	9-28	F814-0034 New 1292400 Old	C-103
DEFLECTOR BRACKET — Single	35-40/50, 35-280, 70-40/50, MST35, MST35SS	9-28	F910-1465SP New 1292401 Old	C-099
DEFLECTOR BRACKET & RADIANT (1 C-103 & 1 C-099)	35-40/50, 35-280, 70-40/50, MST35, MST35SS	9-28	F910-1465SP New F806-4720 Old 1292499 Old	C-097
SWIVEL PLATE CASTER w/o BRAKE	Where Applicable	8-40	1027800	2546-HS
SWIVEL PLATE CASTER w/ BRAKE	Where Applicable	8-40	1027801	2546-HSB
BASKET HANGER	Where Applicable	8-32	F803-0028 Old 1291900 Old	B-181
BASKET HANGER SCREW — For B-181	M70SS	See Below	N/A	W-1048
FRYER BASKET — Front Hook, Twin w/Plastic-Coated Handle	35-40, 35-50, 35-280, 40(A14,B14), 50(A14,B14), 280(A14,B14), 380(A14,B14), G280(A14SS,B14,B14SS)	8-28	F803-0015 New F803-0022 New F045-1 Old 1035300 Old 1293900 Old	B-122
FRYER BASKET — Front Hook, Twin	Same use as B-122	8-28	1035303	B-115
FRYER BASKET — Right Hook, Twin	36EIS11BL, 36ES11, 36ES11SF, 36ES11SFBL, 36ET11, 36ET11SF, 680-31(F,FBL,SF,SFBL), 780-31(SF,SFB6,SFBL), 1031, E24-31(FSF)	8-28	G02698-1 New 1140201 Old	B-144
FRYER BASKET — Left Hook, Twin	Same use as B-144	8-28	G02698-2 New 1140202 Old	B-145
FRYER BASKET — Front Hook, Twin w/Plastic-Coated Handle	40-18, 50-18	8-28	1069900	B-134
FRYER BASKET — Front Hook, Full	40-18, 50-18	8-28	1069901	B-143

Frypans

RANCO T'STAT — 155-445°F	F30GL, F30E, F40E	1-40	2300500 New 077192-1 Old	E-278
CONTACTOR — 110/120V-30A	F12E, F30E, F40E	3-28	077002-3 New KE50750-6 Old	R-159
CONTACTOR — 110/120V	F12E, F30E, F40E	3-29	077062-2 New 2277500 Old	R-182
SPARK MODULE	F12G, F30G, F40G	See Below	077188-1	S-148



D-184



C-099



C-097



W-1048



S-148

OEM REPLACEMENT USE

NOTE: All dimensions in inches

GARLAND (CONT.)

Grills

Description	Use	More Info Page #	OEM Number	Order Number
BJWA T'STAT — 150-400°F Outlet: 3/8" NPT	G24-(24TH,36TH,48TH,60TH,70TH) with S/N After 165219	1-25	1224500	BJ-110
BJWA T'STAT — 150-400°F Outlet: 3/8" NPT	48/40 (After 1983); Series: H280, P280, G280 (After 08/90)	1-25	1360200	BJ-112
D1/D18 T'STAT — 100-450°F	Series: 36E, 684, 686, E-24	1-43	1102703	E-269
S T'STAT — 100-450°F	Series: 680 (Elec)	1-39	G0893-01 New 1102700 Old	E-270
RANCO T'STAT — 150-500°F	STW28, STW286	1-40	2613100	E-311
ROCKER SWITCH — Main Power	XE24, XG24	See Below	1872400	A-543
CONTACT BLOCK — Push Button	XE24, XG24	See Below	1859603	A-542
CANCEL BUTTON — Green	XE24, XG24	See Below	1859602	A-544
STANDBY BUTTON — Black	XE24, XG24	See Below	1859601	A-545
THERMOCOUPLE — Upper	XE24, XG24	See Below	1859401	ST-328
THERMOCOUPLE — Lower	XE24, XG24	See Below	1859403	ST-329
SOLENOID VALVE — Nat/LP, 24V, Gas In/Out: 3/8" NPT, Pilot Out Only: 1/8" NPT	STW28, STW286	1-8	2619500	S-211
KNOB (For G-130)	Series: 40/50; G24	1-28	N/A	M-125
KNOB — Chrome	GV283	8-54	1089100	K-133
KNOB — Black Plastic	Replaces K-133	8-54	1089100 New 1088100 Old	KA-133
KNOB — Black Plastic	42-40, 43-(40,40E,50), 46-(40,40E), 47-50(R,S,T); Series: G22, G24, G280, GV280, H280, H/P280	8-53	G02716-2 New 1314002 Old	K-251
INSERT (For K-251) <i>Off-Max-Min</i>	42-40, 43-(40,40E,50), 46-(40,40E), 47-50(R,S,T); Series: G22, G24, G280, GV280, H280, H/P280	See Below	G02725-2 New 1314102 Old 1314103 Old	WD-109
KNOB — Black Plastic	STW28, STW286	8-48	4512224 New 2138700 Old	K-313
KNOB	Where Applicable	See Below	G02716-1	K-359
INSERT (For K-313) 150-500°F	STW28, STW286	8-50	2621400	WD-122
D STEM ADAPTOR, 3 1/2"	Where Applicable	1-28	2430400	K-112



A-543



A-542



A-544



A-545




ST-328



ST-329



K-251



WD-109



K-313



K-359



WD-122

OEM REPLACEMENT USE

NOTE: All dimensions in inches

GARLAND (CONT.)

Grills (Cont.)

Description	Use	More Info Page #	OEM Number	Order Number
GRIDDLE BURNER w/Air Shutter	G24-36TH, STW28, STW286; Series: 40/50 (1974 to Present); G30A & G280 (1973 to Present)	9-7	1014900 New 1014999 Old	TB-251
AIR SHUTTER (For TB-251)	STW286; Series: 40/50 (1974 to Present); G30A & G280 (1973 to Present)	9-21	1028000	W-765
IGNITION CONTROL MODULE	STW28, STW286	See Below	2619600	CA-175
PILOT BURNER w/Electrode — Nat/LP, 1/4" CCT	STW28, STW286	1-12	2206515 Nat 2206514 LP	M-214
PILOT BURNER — Nat, 1/4" CCT	G22-24GTH, G22-36GTH	1-11	G0554-1 New 1093299 Old	M-191
PILOT BURNER — Top, Nat, 1/4" CCT	Series: G(24,36,48,60,72)	1-11	1415300 New 1091899 Old	M-118
FLAME SENSOR	Series: GG, GAW	See Below	1466100	S-177
OPEN BURNER HOT TOP GRILL VALVE — Nat	GV283; Ranges (Series): G30A, G280, G293, G306, G380, H/P280	1-30	G4859-47A (Nat) G4859-57F (New, LP*) 26878XX (New, Valve Only) 9005597 (Old, Nat) 9005599 (Old, Nat) 1087697 (Old, Nat) 1087696 (Old, LP*)	V-107*
PILOT ADJUSTMENT VALVE Gas In: 1/8" NPT; Gas Out: 1/4" CCT	Where Applicable	1-14	1086502 N/L/A 1086596 Old	V-138
PILOT ADJUSTMENT VALVE Gas In: 1/8" NPT; Gas Out: 3/16" CCT	Series: GD	1-14	1086597	V-139
PILOT ADJUSTMENT VALVE Gas In: 1/8" NPT; Gas Out: 1/4" CCT	Where Applicable	1-14	G03674-1	V-149
ON/OFF Black Rocker Power	Series: G27 (Gas)	3-5	G03054-2 New 1019203 Old	A-182

Hotplates

3 HEAT SWITCH — 208/240V	E-24-2H	See Below	G02667-1 New 1010706 Old 1010705 Old 02667-1 Old	A-313
--------------------------	---------	-----------	---	-------

Kettles

STEAM SAFETY VALVE — 3/4" NPT Chrome	KS, KT	4-6	076005-2	C-184
CONTACTOR — 110/120V-30A	KT6E, KT12E	3-28	077002-3 New KE50750-6 Old	R-159

* Comes w/Nat Hood Orifice; if LP is needed use old or replacement orifice (OEM #1020857).



TB-251



CA-175



M-191



S-177



V-107



V-149



A-182



A-313

OEM REPLACEMENT USE


GARLAND (CONT.)

Ovens & Ranges — Gas & Electric

Description	Use	More Info Page #	OEM Number	Order Number
LB HI-LIMIT — 430°F Fixed, Manual Reset	Series: TG2	1-50	2147600	H-193
D1/D18 T'STAT — 100-550°F	Series: E2000, 36E	1-43	1010300 G01936-1 Old	E-115
KX T'STAT — 140-550°F	Series: 680 (Elec)	1-40	1032499	E-195
SP T'STAT KIT — 60-250°F	Series: TE2, TE3, TE4, TE4, TTE2, TTE3, TTE4 "CH" Models Only	1-38	G02903-01 New 1230601 Old	E-271
S T'STAT — 150-550°F	694-2-120, ER-1142; Series: 680, BCO, ECO, ICO, TE2A, TE2B, TE3, TE4, TG2A, TG3, TG4, TTE2A, TTE2B, TTE3, TTE4, TTG2A, TTG3, TTG4	1-40	G0894-01 1032400	E-225
KX T'STAT — 148-500°F	Series: TG2	1-40	G02902-01	E-309
RANCO T'STAT — 150-500°F	STW28, STW286	1-40	2613101	E-310
KX T'STAT — 150-598	Where Applicable	See Below	1611900	E-356
D1/D18 T'STAT — 300-700°F	Series: 36ER32	1-43	1010304	E-172
BJWA T'STAT — 250-550°F Outlet: 7/16" CCT	PX624BG (Standard Oven); Series: G30A (Prior to 2-82)	1-25	1087801 New 1086700 1087895 1087800 Old	BJ-101
FDO T'STAT — 150-550°F — Body 1 Gas In/Out: 1/2" NPT	Series: G2000	1-23	G01920-01 New 1017591 New 1017514 Old 1017500 Old	G-105
FDO T'STAT — 150-550°F — Body 1 Gas In/Out: 7/16" CCT	ST286; Series: 40/50, 40R, G280, G380, H280, RC Master	1-23	G03145-048 New G03145-072 New 1017502 Old 1017505 Old 1017597 Old 1017598 Old UK27 Old	G-108
KNOB — FD T'Stat, 150-550	H284-2; Series: 40/50, 40R, G280, G293, G380	8-51	G02716-3 New 1314003 Old	K-104
MASTER OVEN VALVE/SAFETY VALVE Gas In: 7/16" CCT; Gas Out: 1/2" NPT	Master Series Ovens	See Below	CK179 New 2513399 Old 2513300 Old	G-172
TS SAFETY — Magnet Head & Gas Carrier Gas In/Out: 3/8" NPT; Pilot In/Out: 3/16" CCT	293, GD-30RBJ, ST286; Series: 40/50, 40R, G30A, G280, H280, TG2, TTG2	1-3	G01479-01	G-151
TS SAFETY — Magnet Head & Gas Carrier Gas In/Out: 1/2" NPT; Pilot In/Out: 1/4" CCT	G84, MCO-6-5; Series: BCO, ECO, G48P, G2000, ICO, TG3, TG4, TTG3, TTG4	1-3	1027001 G01919-01	G-160
BASO SAFETY — 1/2 PSI, Millivolt Gas In/Out: 3/8" NPT Pilot In/Out: 3/16" CCT BTU: 165,000	44-40R, GV28; Series: G30A, G280, GV280, H280 (Including H28(S) & HF28)	1-7	1415703 New G01969-1H New 1415702 Old 1415701 Old G01969-1 Old	S-145



E-356



G-172



BJ-101



G-151, G-160



S-145

OEM REPLACEMENT USE

NOTE: All dimensions in inches

GARLAND (CONT.)

Ovens & Ranges — Gas & Electric (Cont.)

Description	Use	More Info Page #	OEM Number	Order Number
SOLENOID VALVE — Nat, 25V, 1/2 PSI Gas In/Out: 1/2" NPT; BTU: 250,000	All Convection Ovens w/Electric Ignition (Except Series: BCO, ECO, ICO, TG, TTG)	1-9	1754901, Nat 1754902, LP*	S-176
SOLENOID VALVE — Nat/LP, 120V, N/C, 1/2 PSI Gas In/Out: 3/8" NPT; BTU: 121,000	Series: BCO, ECO, ICO, TG2/3/4 & TTG2/3/4	1-8	G02965-1 1027300	C-227
SOLENOID VALVE — 24V, 1/2" NPT	Where Applicable	See Below	1935701	S-226
COIL (Only) — For Old Style Solenoid	For C-227	1-8	N/A	W-347
COIL (Only) — For New Style Solenoid	For C-227	1-8	N/A	C-397
PRESSURE REGULATOR — 3/4", Nat	Series: ECO, G30A, G48P, G280, ICO, R280-IR, TG2A, TG3, TG4, TTG3, TTG4	1-33	2127502 New 2127503 New 1019010 Old	W-201
PRESSURE REGULATOR — 3/4", LP	Series: ECO, G30A, G48P, G280, ICO, R280-IR, TG2A, TG3, TG4, TTG3, TTG4	1-33	2127500 New 1019011 Old	W-202
MICRO ROLLER SWITCH	Series: S/N 39369 & Before: TE, TG, TTE, TTG	3-13	G01137	A-179†
ON/OFF PUSH BUTTON — Door	G286RC; Series: 40-50, BCO, ECO, ICO, MCO After S/N 39369: TE, TG, TTE, TTG	3-11	1019600 New G03481-1 Old	A-230†
ON/OFF PUSH BUTTON — Door	Series: TG2	3-11	077196-1	A-463
DOOR SWITCH	IR Models M100RC, RC, ST	See Below	1019603	A-575
DOOR SWITCH	STW28, STW286	3-12	2628000	A-473
ON/OFF PUSH BUTTON — Momentary	Series: BCO, ECO, ICO, MCO	3-11	G03053-1 New 1181000 Old	A-266
ON/OFF Black Rocker Power	Series: BCO, ECO, ICO, MCO, TE, TG, TTE, TTG, UCO Model: G56PB-PT	3-5	G03054-2 New 1019203 Old	A-182†
ON/OFF/ON Black Rocker Buzzer/Hold (Fan Switch)	Series: TE, TG, TTE, TTG	3-6	G03055 New 1019204 Old	A-183†
ON/OFF Momentary Black Rocker Oven Light	Series: EC, EI, GC & GI	3-7	1019205	A-184†
ON/OFF Black Rocker Cook/Cool Down	Series: BCO, ECO, ICO, MCO, TE, TG, TTE, TTG, UCO	3-9	1955401 New 1019207 Old	A-185†
ON/ON Black Rocker Cook/Cool Down, Hi-Lo Fan, Timed/Untimed	Series: BCO, ECO, ICO, MCO, TE, TG, TTE, TTG, UCO	3-7	1955402 New 1019209 Old	A-186†
ON/OFF/ON Black Rocker w/Red & Amber Lights	H286RC	3-9	1729100 (Old Style)	A-314
ON/OFF/ON Black Rocker w/Blue & Amber Lights	H286RC	3-9	1729100 (New Style)	A-491
ON/OFF/ON Black Rocker	STW28, STW286	3-6	2630200	A-455
ON/OFF Black Rocker w/Green Light Power	STW28, STW286	3-6	2146800	A-475
ON/OFF/ON ROCKER	G280 After 5/95	See Below	1358900	A-574

* Must use C-441 conversion kit to convert to LP usage.

† This switch may or may not fit the listed models, depending on sub-series. To make sure you get the correct switch compare old switch to picture shown on the page noted.



S-176



S-226




A-179



A-230



A-575



A-185



A-314



A-491



A-574

Call Us: (U.S. & Canada)
1-800-332-2500

Fax Us: (U.S. & Canada)
1-800-227-1511



Section 10

OEM REPLACEMENT USE

NOTE: All dimensions in inches

GARLAND (CONT.)

Ovens & Ranges — Gas & Electric (Cont.)

Description	Use	More Info Page #	OEM Number	Order Number
SIGNAL LIGHT — Amber, 250V	Where Applicable	3-20	G01296-2	A-102
SIGNAL LIGHT — Green, 120V	Series: MCO, ECO, ICO, TG3, TG4	3-20	1006489	A-355
SIGNAL LIGHT — Amber, 28V	Series: ECO & ICO (12/87 to 9/92), MCO, SDG-1	3-20	1270000	A-389
SIGNAL LIGHT — Amber, 28V <i>Pilot</i>	STW28, STW286	3-19	2667200	A-476
INFINITE SWITCH — 120V	Series: 680	1-52	G03185-1	I-113
INFINITE SWITCH — 240V	E686-1; Series: 680	1-52	G03185-2 New 1101300 Old	I-105
3 HEAT SWITCH — 208/240V	Series: 10-10R, 10-17R, E2000 Model: 36E	See Below	G02667-1 New 1010706 Old 1010705 Old 02667-1 Old	A-313
IGNITION CONTROL MODULE	G56(PB,PT), MCO-(GD,GS)-10	See Below	CK02-008 New 1815001 Old	CA-221
IGNITION CONTROL MODULE	STW28, STW286	See Below	2619600	CA-175
IGNITION CONTROL MODULE — Nat	All Convection Ovens w/Electronic Ignition and Natural Gas	See Below	1516301	S-126
IGNITION CONTROL MODULE — LP	All Convection Ovens (except TG3V) w/Electronic Ignition and LP Gas (Except Foreign units)	See Below	2152700 New 1516300 Old 1781901 Old	CA-142
IGNITION CONTROL	TG3, TG4	See Below	1269600	CA-238
IGNITION CONTROL	MCO	See Below	1680801	CA-236
IGNITION CABLE	MCO	See Below	1815002	W-1120
WIRE — 24"	Series: Master	See Below	2200205	W-1122
RELAY — 24V	STW28, STW286	See Below	2475500	F-136
TRANSFORMER — 120V Steps Down to 24V	All Convection Ovens w/Electronic Ignition	3-27	G03559-1 New 1269800 Old	RT-112
TRANSFORMER — 120V	STW28, STW286	3-27	2652401	RT-128
TRANSFORMER — 208/240V	STW28, STW286	3-27	2652402	RT-129
ELECTRODE — w/Wire Lead	G284RC, TG2A, TTG2A	See Below	G03151-1 New 1309203 Old	T-146
SPARK IGNITOR	G284RC, STW286, TG2A, TTG2A; Series: H280	See Below	1309201	W-590



A-476



A-313



CA-221



CA-175



S-126



CA-142



CA-238



CA-236



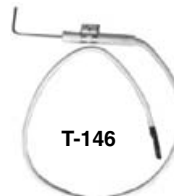
W-1120



W-1122



F-136



T-146



W-590

OEM Replacement Use

10

OEM REPLACEMENT USE

NOTE: All dimensions in inches

GARLAND (CONT.)

Ovens & Ranges — Gas & Electric (Cont.)


Description	Use	More Info Page #	OEM Number	Order Number
CONTROL PANEL	MCO-GS/GD-10	See Below	1905702	CA-239
RELAY BOARD	MCO-GS/GD-10	See Below	1916901	CA-234
CONTROL BOARD	MCO-GS/GD-10 3/99 to date	See Below	1905701	CA-235
TEMPERATURE CONTROL BOARD	MCO-(ES,GS,GD), MCO-(E5,G5)	See Below	1955501	CA-237
CONTROLLER — 8 Key	Series: ECO, ICO w/Electronic Controls	See Below	1517703	CA-128
POTENTIOMETER	MCO-GS,GD-10	See Below	1911801	CF-143
POTENTIOMETER	MCO-(ES,ED,SGM)	See Below	1911601	CF-141
POTENTIOMETER	Where Applicable	See Below	1955601	CF-142
OVERLAY — 2 Key/1 Speed	Series: ECO & ICO (After 6/90)	See Below	1657702	WD-104
OVERLAY — 2 Key/2 Speed	Series: ECO & ICO (After 6/90)	See Below	1657704	WD-105
OVERLAY — 2 Key (Short)	Series: ECO & ICO (After 6/90)	See Below	1399000	WD-107
OVERLAY — 12 Key, Cook & Hold	Series: ECO & ICO (After 6/90)	See Below	1657710	WD-106
FUSE KTK-R-10 — 600V	MCO-E-15	3-32	4513157 New 1130108 Old	Q-547
FUSE — SC20, 300V	Where Applicable	3-31	1130103	Q-567
FUSE — SC30, 300V	Where Applicable	3-31	1130105	Q-569
FUSE HOLDER	MCO-E-15	3-31	1774101	Q-371
ELEC TIMER — 60 Min, 230V	Series: ECO, ICO, TE3, TE4, TTE3, TTE4	See Below	1285701 New G03320 Old	F-237
TIMER	MCO,ECO, ICO,TG3, TG4	See Below	1285700	F-341
MECHANICAL TIMER — 60 Min, 2 Sec Ring w/Knob	TE2A, TG2A, TTE2A, TTG2A; Series: E2000	7-30	1025204	F-173



CA-239



CA-234



CA-235



CA-237



CA-128



CF-143



CF-141



CF-142



WD-104



WD-105



WD-107



WD-106



F-237



F-341



F-173

OEM REPLACEMENT USE

GARLAND (CONT.)

Ovens & Ranges — Gas & Electric (Cont.)

Description	Use	More Info Page #	OEM Number	Order Number
KNOB — Chrome	60-40R, 60-50R; Series: 40/50, G30A, G280 (Except G280-2), GV280	8-54	1089100	K-133
KNOB — Black Plastic	Replaces K-133	8-54	1089100 1088100	KA-133
KNOB — Black Plastic	7-40, 8-40, 76-40R, 78-40R, G22-12H, G22-15W, G24-15H, ST286; Series: G80, G280, GV280, H/P280	8-53	G02716-2 New 1314002 Old	K-251
KNOB — Indicator	MCO-(GS,GD)-10 (A,M)	8-46	1765802 New	K-242
INSERT (For K-251) <i>Off-Max-Min</i>	Where Applicable	8-53	G02725-2 New 1314102 Old 1314103 Old	WD-109
KNOB — Black Plastic	STW28, STW286	8-50	4512224 New 2138700 Old	K-313
INSERT (For K-313) — 150-500OF	STW28, STW286	8-50	2621400	WD-122
KNOB INSERT	Where Applicable	Not Shown	G02725-21	WD-123
KNOB INSERT — 1-10	Where Applicable	Not Shown	G02725-13	WD-118
KNOB INSERT — 150-500	Where Applicable	Not Shown	G02725-16	WD-115
KNOB INSERT — 150-550	Where Applicable	Not Shown	G02725-17	WD-116
KNOB INSERT — 100-450	Where Applicable	Not Shown	G02725-14	WD-117
KNOB INSERT — Min-Max	Where Applicable	Not Shown	G02725-4	WD-119
KNOB (For V-109)	6-40D, 6-50D, 43-40, 43-43, 43-50, 43-53, 44-40, 44-43, 44-50, 45-40, 45-50, 55-43, 60-40, 60-43, 60-50, 60-53, 76-40, 76-50R, 78-40, 78-50R; Series: 40/50, G280 (w/FDO T'Stat), GV280, H/P280	8-53	1089101	K-171
KNOB (For Timer & Temp Control)	Series: ECO, ICO, MCO	8-52	1720502 New 9007200 Old	K-216
KNOB — Top Burner	Series: Master (w/ Open or Hot Top)	8-54	4512147 New 2522100 Old	K-337
KNOB — Top Burner	Series: Sentry	See Below	4512139 New 2193495 Old	K-341
KNOB KIT	Where Applicable	See Below	4512144	K-385
KNOB KIT	Where Applicable	See Below	4512141	K-386
KNOB KIT — 150-500	Where Applicable	See Below	4512150	K-384
CLIP (For Knob)	Where Applicable	See Below	2527600	W-1123
KNOB — Off/Low/Med/Hi	36E Heavy Duty Series	See Below	G1035-1	K-388
KNOB — Time/Temp	MCO, TG3, TG4	See Below	1720501	K-387
D STEM ADAPTOR, 3 1/2"	Where Applicable	1-27	2430400	K-112
GAS VALVE	6-40D, 6-50D, 7-40, 8-40, 43-40, 43-43, 43-50, 43-53, 44-40, 44-43, 44-50, 45-40, 45-50, 55-43, 60-40, 60-43, 60-50, 60-53, 76-40, 76-50R, 78-40, 78-50R; Series: 40/50	1-30	1150399	V-109
KNOB, VALVE	Series: 680	See Below	G02716-1 New 1314001 Old	K-359



OEM REPLACEMENT USE

GARLAND (CONT.)

Ovens & Ranges — Gas & Electric (Cont.)

Description	Use	More Info Page #	OEM Number	Order Number
GAS VALVE	Series: BCO, ECO, ICO, MCO	1-32	1265900	V-169
OPEN BURNER or HOT TOP VALVE	40-4, 40-6, 40-7, 43-40, 43-43, 43-50, 43-53, 44-40, 44-43, 44-50, 44-53, 44-53, 45-40, 46-40R, 46-50, 47-40, 47-50; Series: 280	1-30	G4447-47A Nat G4447-57F New, LP 1046295 New 1046296 Old, LP 1046297 Old, Nat	V-110*
OPEN BURNER HOT TOP GRILL VALVE — Nat	Series: G30A, G280, G293, G306, G380	1-30	G4859-47A (Nat) G4859-57F (New, LP*) 26878XX (New, Valve Only) M8-51 (New, Nat Orifice Only) 9005597 (Old, Nat) 9005599 (Old, Nat) 1087697 (Old, Nat) 1087696 (Old, LP*)	V-107*
TOP BURNER VALVE — Nat/LP	Series: GV280, G280 (US Built)	1-30	1562599 Nat 1562598 LP	V-175
BURNER VALVE — w/ 7/16" CCT	Series: G280 (w/FDO T*Stat only), GV280, R280-IR	1-30	1085999 New 1085901 Old	V-126
HOT TOP VALVE	Hot Top: STW286	See Below	2200199	V-203
RADIANT — Ceramic	Many Models	9-28	G6030 New 1139700 Old	C-101
MOTOR — 115V	43-40RC (After 1990), M100XRC, STW28, STW286 Series: H/P280 (After 11/90)	3-23	2485801 New 1671200 Old	B-080
MOTOR — 208/240V	43-40RC (After 1990), M100XRC, STW28, STW286	3-24	2485800	B-081
MOTOR — 115/208/230V, Single Speed	Series (Single Speed): BCO, ECO, LM300, MCO(Full Size), TE, TG, TTE, TTG	3-24	1686703 New 9001900 Old 1003000 Old	MB-104
MOTOR — 115V	TG2A, TTG2A, H284 (Before 11/90); Series: 40/50RC & Some 286RC Units, H/P280 (Before 11/90)	3-23	1003021 1003031	B-107
MOTOR — 115V, 2 Speed	ECO, ICO (After 4/6/00)	3-24	9001901 New 1686701 Old 1686711 Old	MB-170
MOTOR — 230V, 2SP	Where Applicable	See Below	1686702	MB-178
MOTOR — 115/240V	Where Applicable	See Below	1615001	MB-177
BLOWER WHEEL — Outer	G286RC††, TE2A, TG2A, TTE2A, TTG2A; Series: 40/50RC, H/P280(Before 11/90)	3-25	1025360	MB-117
BLOWER WHEEL — Inner	G286RC††, TE2A, TG2A, TTE2A, TTG2A; Series: 40/50RC	3-25	1270301 New 1270300 Old	MB-118
BLOWER WHEEL	ER-1142, G286RC†, STW28, STW286, MCO-(10,GS-20); Series: BCO, ECO, TE, TG, TTE, TTG, Master w/RC/RCE Suffix, H/P280(After 11/90)	3-25	G02952-01P New 1025302 Old 1225360 Old	MB-172
BLOWER WHEEL — Clockwise	Where Applicable	See Below	1613900	MB-175
BLOWER WHEEL — Counterclockwise	Where Applicable	See Below	1613901	MB-176

* Comes w/Nat Hood Orifice; if LP needed, use old or replacement orifice.

† For newer style units that use a single wheel.

†† For older style units that use two wheels.



V-203



MB-178



MB-177



MB-175, MB-176

OEM REPLACEMENT USE

NOTE: All dimensions in inches

GARLAND (CONT.)

Ovens & Ranges — Gas & Electric (Cont.)

Description	Use	More Info Page #	OEM Number	Order Number
PILOT ADJUSTMENT VALVE Gas In: 1/8" NPT; Gas Out: 1/4" CCT	Where Applicable	1-14	1086502 N/L/A 1086596 Old	V-138
PILOT ADJUSTMENT VALVE Gas In: 1/8" NPT; Gas Out: 3/16" CCT	60/40R, STW286 & Where Applicable	1-14	1086597	V-139
PILOT ADJUSTMENT VALVE Gas In: 1/8" NPT; Gas Out: 1/4" CCT	Where Applicable	1-14	G03674-1	V-149
PILOT ADJUSTMENT VALVE Gas In: 1/8" NPT; Gas Out: 1/8" CCT	Where Applicable	1-14	1086199	V-198
PILOT ADJUSTMENT VALVE — 1/8 NPT In, 3/16 CCT Out (Dual)	Where Applicable	See Below	1510402	V-158
PILOT VALVE — 1/8 NPT In, 3/16 and ° CCT Out	Where Applicable	See Below	1510403	V-235
PILOT BURNER — Nat/LP, 3/16" CCT	G-2071, G-2121, G-2161, G-2771, H284-2; Series: 40, 40R, 40/50, BC66, BCO, ECO, G30, G30A, G48P, G280, G2000, H280, ICO	1-10	1028200 (Nat) 1028299 (Nat) 1028298 (LP) 1028296 (LP) 1028297 (Nat)	M-133
PILOT BURNER — Nat, 1/4" CCT	Series: 40/50, G30A, G280 (w/Hot Tops)	1-11	1415300 New 1091899 Old	M-118
PILOT BURNER — Nat, 1/4" CCT	Series: ECO & ICO w/Standing Pilot	1-10	1028289	M-215
PILOT BURNER — Nat/LP, 1/4" CCT	Where Applicable	1-11	G0526-1 Nat G0526-2 LP	M-117
PILOT BURNER w/Electrode — Nat/LP, 1/4" CCT, 36" Lead	STW28, STW286	1-12	2206513 (Nat) 2206512 (LP)	M-214
PILOT BURNER w/Electrode — Nat/LP, 1/4" CCT, 24" Lead	Convection Ovens with Electronic Ignition Where Applicable	1-12	2206500 New, 1758901 Nat New, (Old Style) 1758902 LP New, (Old Style) 1466002 Old 1466000 Old 1269700 Old	M-193
PILOT ASSEMBLY — Nat, 1/4" CCT	Series: MCO	See Below	1935802	M-302
PILOT ASSEMBLY — Nat	IR Models M100RC,RC,ST	See Below	2206400	M-300
PILOT ASSEMBLY — LP	IR Models M100RC,RC,ST	See Below	2206401	M-303
PILOT ASSEMBLY — LP, 1/4" CCT	Where Applicable	See Below	1806602	M-304
PILOT ASSEMBLY — Nat/LP, 1/8" CCT	Series: 40/50, G280, H280, P280, G30A (After 1968)	See Below	G7804-280 New 1084503 Old 1084500 Old 1084502 Old	K-136
PILOT ASSEMBLY	M42, M44, M54	See Below	1801401	M-301
LIGHTER ASSEMBLY	Where Applicable	See Below	1415200	F-315
MINI-PILOT — 36"	384; Series: 40/50 (From 1958 to 1971)	1-14	1191300	M-113

† For newer style units that use a single wheel.
 †† For older style units that use two wheels.



V-158



V-235



M-302



M-300



M-303



M-304



K-136



M-301



F-315

OEM REPLACEMENT USE

NOTE: All dimensions in inches

GARLAND (CONT.)

Ovens & Ranges — Gas & Electric (Cont.)

Description	Use	More Info Page #	OEM Number	Order Number
PILOT BURNER	Hot Top: STW286, Series: Master(w/RE or RCE Suffix)	1-11	2200700	M-269
PILOT ORIFICE — Nat #32	Hot Top: STW286, Series: Master(w/RE or RCE Suffix)	See Below	2200702	Q-449
PILOT ORIFICE — LP#23	Hot Top: STW286, Series: Master(w/RE or RCE Suffix)	See Below	2200703	Q-450
ELECTRODE & NUT	Hot Top: STW286, S280, ST(280,280-E)	See Below	2200708 Electrode 2200707 Nut	F-137
THERMOCOUPLE — 16"	Hot Top: STW286	See Below	2200600	T-093
THERMOCOUPLE — 18"	H284-2; Series: 40/50, ECO, G30A, G280, ICO, TG3/4, TTG3/4, H280, GV280, P280	1-13	1019418	T-104
THERMOCOUPLE — 18"	Where Applicable	1-13	1415000	T-099
THERMOCOUPLE — 24"	Where Applicable	1-13	4102920 New	T-098
THERMOCOUPLE — 24"	GD(152,304)HFF, GD24GFF	See Below	2200602	T-088
THERMOCOUPLE — 36"	Where Applicable	1-13	G01754-36	T-097
THERMOCOUPLE — 60"	S(28,286,288), ST(28,286); Series: Master	See Below	2200601	T-092
TEMPERATURE PROBE	Series: ECO, ICO, MCO, UCO	See Below	9006800	S-114
TEMPERATURE PROBE	TG3, TG4	See Below	1269701	S-225
TEMPERATURE PROBE	MCO-GS/GD-10 up to 11/00	See Below	1842901	ST-336
TEMPERATURE PROBE	MCO-GS/GD-10 11/00 to date	See Below	1906002	ST-335
FLAME SENSOR	All Convection Ovens with Electronic Ignition	See Below	1466100	S-177
BURNER ORIFICE — #34	Where Applicable	1-19	M8-34	Q-445
BURNER ORIFICE — #50	Where Applicable	1-19	M8-50	Q-407
CABLE — Sensing Probe	All Convection Ovens with Electronic Ignition	See Below	1269703 New 2444999 Old	W-668



Q-449, Q-450



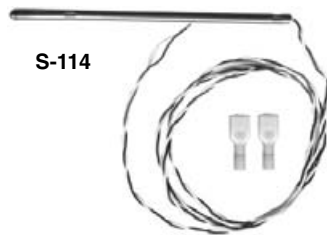
F-137



T-093, T-088



T-092



S-114



S-225



ST-336



ST-335



S-177



W-668

OEM REPLACEMENT USE

NOTE: All dimensions in inches

GARLAND (CONT.)

Ovens & Ranges — Gas & Electric (Cont.)

Description	Use	More Info Page #	OEM Number	Order Number
MALE SPADE TERMINAL — 1/4"	All Convection Ovens with Electronic Ignition	See Below	1666300	W-669
DRIP PAN — 8"	680 Series (12/84-12/92)	See Below	2195300	W-1125
HEATING ELEMENT — 8", 208V/2100W	680 Series (After 12/92)	See Below	2195000	L-846
HEATING ELEMENT — 8", 240V/2100W	680 Series (After 12/92)	See Below	2195001	L-847
RING — 8"	680 Series (After 12/92)	See Below	2602399	W-1119
HEATING ELEMENT — 6-1/2", 208V/1250W	680 Series (After 12/92)	See Below	2195100	L-844
HEATING ELEMENT — 6-1/2", 240V/1250W	680 Series (After 12/92)	See Below	2195101	L-845
DRIP PAN — 6-1/2"	680 Series (After 12/92)	See Below	2195200	W-1124
RING — 6-1/2"	680 Series (After 12/92)	See Below	2602499	W-1121
HEATING ELEMENT — Hot Top, 208V/5000W	Where Applicable	See Below	1197300	L-841
HEATING ELEMENT — Solid — 208V/2600W	S684, S686, 680	See Below	2147100	L-849
HEATING ELEMENT — 208V/2000W	S684, S686, 680	See Below	2590200	L-842
HEATING ELEMENT — 240V/2000W	S684, S686, 680	See Below	2590202	L-843
HEATING ELEMENT — Hot Top, 208V/2050W	Series: 680	See Below	1102103	L-840

† Pilot & Thermocouple were included.



W-669



W-1125



L-846



L-847



W-1119



L-844



L-845



W-1124



W-1121



L-841



L-849



L-842



L-843



L-840

OEM REPLACEMENT USE


NOTE: All dimensions in inches

GARLAND (CONT.)

Ovens & Ranges — Gas & Electric (Cont.)

Description	Use	More Info Page #	OEM Number	Order Number
OVEN BURNER — 18 ¹ / ₂ "	Series: G280(Old Style), TG2	9-2	9102000	TB-346
ALUMINIZED STEEL BURNER — 20 ¹ / ₄ "	Series: 40/50, G30A & G280, H/P280	9-2	1028197 New 1028191 Old†	TB-231
ALUMINIZED STEEL BURNER — 25 ³ / ₄ "	Series: BCO, ECO, ICO, TG (All Before 6/90)	9-2	1265589	TB-236
ALUMINIZED STEEL BURNER — 25 ¹ / ₈ "	Series: BCO, ECO, ICO, TG (All After 6/90)	9-2	1467400	TB-237
ALUMINIZED STEEL BURNER — 19 ¹ / ₄ " x 7 ¹ / ₄ "	STW28, STW286	9-2	2298300	TB-355
FRONT BURNER ASSEMBLY	Series: 280	See Below	1553800	TB-416
FRONT BURNER ASSEMBLY	Series: 43-40 After 10/15/93	See Below	2217300	TB-415
REAR BURNER ASSEMBLY	Series: 43-40 After 10/15/93	See Below	2217301	TB-419
FRONT BURNER ASSEMBLY	M42, M44, M54	See Below	2528000	TB-417
REAR BURNER ASSEMBLY	M42, M44, M54	See Below	2528100	TB-418
BURNER HEAD With Air Shutter	M42, M44, M54	See Below	2528200	TB-414
FRONT BURNER ASSEMBLY — 10 ¹ / ₄ ", Outside Dia = 6", Inside Dia = 1"	43-40/50, 293, 297; Series: G30A & G280 (Except G280-2 and all units made after 1989)	9-7	1089201 New 1089299 Old 1089289 Old G3801 Old	TB-154
REAR BURNER ASSEMBLY — 21", Outside Dia = 6", Inside Dia = 1 ¹ / ₈ "	43-40/50, 293, 297; Series: G30A & G280 (Except G280-2 and all units made after 1989)	9-7	1089200 New 1089298 Old 1089288 Old	TB-153
FRONT BURNER ASSEMBLY — 12", Outside Dia = 7", Inside Dia = 1"	44-40/50	9-7	G6107	TB-371
REAR BURNER ASSEMBLY — 23", Outside Dia = 7", Inside Dia = 1 ¹ / ₈ "	44-40/50	9-7	G6113	TB-372
VENTURI, CAST IRON — 7" Overall	Where Applicable	9-7	222015	TB-229

† Pilot & Thermocouple were included.



TB-346



TB-231



TB-236



TB-416



TB-415



TB-419



TB-417



TB-418



TB-414

OEM REPLACEMENT USE

GARLAND (CONT.)

Ovens & Ranges — Gas & Electric (Cont.)

Description	Use	More Info Page #	OEM Number	Order Number
AIR SHUTTER — 2 ¹ / ₈ "	For TB-153, TB-154 or TB-229, ST(28, 284, 206, 288)	9-7	1028002	W-505
RING, Outside Dia = 10 ³ / ₄ "	Specto-Heat Hot Tops: 45-40/50 R, S or T	9-7	1158100	TB-147
BURNER — HOT TOP	45-40/50 R, S or T Specto-Heat Hot Tops	9-7	G3575-32 (Nat) New G3575-36 (LP) New 1157499 Old	TB-294
SPIDER GRATE — 9 ¹ / ₄ " Dia. 2-Pin, Black Porcelain Coating	Series: G280 After 1989	9-15	1689802	TB-377
SPIDER GRATE — 9" Dia. Black Porcelain Coating	ST286; Series: 40/50 & G280 After 6/86 & Before 1989	9-15	1361601	TB-152
SPIDER GRATE — 9" Dia. Black Porcelain Coating	297; Series: 40/50 & G280 From 1960 to 6/86	9-15	G5429E New 1009901 Old	TB-200
SPIDER GRATE — 9 ³ / ₈ " Dia. Rough Cast Iron	ST286; Series: 43-40/50 (R,S,T), 280, H	9-15	G6214 New 1153501 Old 1153500 Old	TB-253
SPIDER GRATE — 9 ¹ / ₂ " Dia. Rough Cast Iron	Series: 40/50	9-15	1047500 NLA@OEM	TB-209
TOP GRATE	35K Burner	See Below	1769101	TB-420
RING GRATE — 9 ⁷ / ₈ " Dia. Rough Cast Iron	44-40/50	9-15	G0594-1	TB-370
OVEN RACK — 26" x 20 ¹ / ₂ "	680-2, 684, 686, 784, 786, G30, G280-2, G281, G282, G283, G284, G285, G286, G287 Before 3/94	9-34	2117000 New 1103400 Old	Q-168
OVEN RACK — 26" x 25 ¹ / ₂ "	Series: 40/50	9-34	1132500 G01544-01-5	B-183
OVEN RACK — 26" x 19 ³ / ₄ "	Series: G280 after 3/94, G30A after 3/94, H284, H286	9-34	2301200 New 1311000 Old	B-184
OVEN BOTTOM — 26" x 21"	Series: 280, 380	See Below	1438494	TB-373
OVEN DOOR GLASS — 10 ¹ / ₈ " x 17" x 1 ¹ / ₂ "	Series: ECO, ICO, TG, TTE2B	9-33	1010999	GL-102
BELL CRANK HOOK — Right	680-2, 684, 686, STW28, STW286; Series: 40/50, G30A, G280, R280-IR, S	See Below	1082802 New 1082800 Old	D-101
BELL CRANK HOOK — Left	680-2, 684, 686, STW28, STW286; Series: 40/50, G30A, G280, R280-IR, S	See Below	1082803 New 1082801 Old	DA-101
BELL CRANK — Left	680-2, 684, 686, STW286; Series: 40/50, G30A, G280, R280-IR, S, H/P280	See Below	1082198	D-102
BELL CRANK — Right	680-2, 684, 686, STW28, STW286; Series: 40/50, G30A, G280, R280-IR, S, H/P280	See Below	1082199	D-103
BELL CRANK BOLT	680-2, 684, 686, STW28, STW286; Series: 40/50, G30A, G280, R280-IR, S, H/P280	See Below	F299 New 1082200 Old GF299 Old	D-104



TB-420



TB-373



D-101



DA-101



D-102



D-103



D-104

OEM REPLACEMENT USE

NOTE: All dimensions in inches

GARLAND (CONT.)

Ovens & Ranges — Gas & Electric (Cont.)

Description	Use	More Info Page #	OEM Number	Order Number
DOOR SPRING	680-2, 684, 686, STW28, STW286; Series: 40/50, G30A, G48P, G56PT, G280, R280-IR, S	See Below	1005800 New 1005804 Old	D-105
"J" BOLT	680-2, 684, 686, STW28, STW286; Series: 40/50, G30A, G280, R280-IR, S, H/P280	See Below	9004701 New 1082900 Old	D-106
DOOR CATCH — Door Mount	Series: ECO, ICO	See Below	1021904	D-169
DOOR CATCH — Frame Mount	Series: ECO, ICO	See Below	1021902 G03021-1-9	D-170
DOOR CATCH	MCO	See Below	1810201	D-311
DOOR HINGE — Right	Series: 40/50, 680, G30A, G(280,380)	See Below	G01014-1-81R New 1082400 Old	D-177
DOOR HINGE — Left	Series: 40/50, 680, G30A, G(280,380)	See Below	G01014-1-82R New 1082401 Old	D-178
DOOR HANDLE END — Right/Bottom	Series: 40/50, 680, G30A, G280, ECO, ICO, TE, TG, TTE, TTG	See Below	G3814-60R New 1016701 Old	D-180
SPACER — Handle End	Same use as D-180	See Below	1016703 New G03018-1 Old	D-179
TURNBUCKLE	TE3/4, TG3/4, TTE3/4, TTG3/4; Series: ECO, ICO	See Below	1015000	D-183
DOOR SEAL — Bottom, 29 ¹ / ₈ ", Aluminum	TE3/4, TTE2B, TTE3/4, TG3/4, TTG3/4; Series: ECO, ICO	See Below	CK143 New, Kit* CK1134 Old, Kit 1534500 Old	Z-092
DOOR SEAL — Side, 22 ³ / ₄ "	Same Use As Z-092	See Below	CK143 New, Kit* G03269R New** CK1134 Old, Kit G03269-1 Old 1581601 Old	Z-093
DOOR SEAL — Top, 29 ⁵ / ₈ "	Same Use As Z-092	See Below	CK143 New, Kit* G03269R New** CK1134 Old, Kit G03269-2 Old 1581600 Old	Z-094
SWIVEL PLATE CASTER w/o BRAKE	Series: G280	8-40	1027800	2546-HS
SWIVEL PLATE CASTER w/ BRAKE	Series: G280	8-40	1027801	2546-HSB

* OEM sells (1) **Z-092**, (2) **Z-093** & (1) **Z-094** as a Kit (Garland P/N CK1134). CCC sells these parts Individually.
** OEM sells per foot.



D-105



D-106



D-169



D-170



D-311



D-177



D-178



D-180



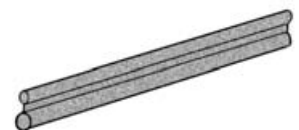
D-179



D-183



Z-092



Z-093, Z-094

OEM REPLACEMENT USE

GARLAND (CONT.)

Steam Generators (Boiler)/Steamers

Description	Use	More Info Page #	OEM Number	Order Number
STEAM SAFETY RELIEF VALVE — 3/4" Brass, 15 PSI, 446 Lbs/Hr Conbraco	<i>Steam Generators:</i> GE18, GE32, GE40, GE48	4-6	22131 New 076005-1 Old	C-181
STEAM EXHAUST SOLENOID — 250°F 120V, N/O, 15 PSI, 1/2"	<i>Steam Generators:</i> GE18, GE32, GE40, GE48	4-2	076053-7	C-128
FLOAT SWITCH	<i>Convection Steamer:</i> Where Applicable	See Below	2093400	C-330
HI-LIMIT	<i>Steamer:</i> CA-1E	See Below	077130-1 New 103731 Old	H-181
CONTACTOR — 110/120V-30A	<i>Steamer:</i> CA-1E	3-28	077002-3 New KE50750-6 Old	R-159
KNOB — Black Plastic	<i>Bain Marie:</i> GBM40SD	8-53	G02716-2 New 1314002 Old	K-251
INSERT (For K-251) <i>Off-Max-Min</i>	<i>Bain Marie:</i> GBM40SD	8-53	G02725-2 New 1314102 Old 1314103 Old	WD-109
ELEMENT GASKET	CA-1E	See Below	2151200	Z-083



G. E.

See Hobart (G.E./Hotpoint)

See pg. 10-178

GLENCO

Coffee Machines

Description	Use	More Info Page #	OEM Number	Order Number
ON/OFF TOGGLE — Black	Where Applicable	3-2	SP-037-2	A-170

GLOBE

Slicer Parts

Description	Use	More Info Page#	OEM Number	Order Number
KNIFE — Hard Chrome 11 1/2"	285, 300, 400, 500, 685, 715, 720, 725, 765, 770, 775, 815, 820, 825, 2875, L Models (Solid)	10-134	963-HC New 746 Old	SG-134
KNIFE — Stainless Steel 11 1/2"	150, 260, 510, 610, 660, 710, 760, 810 (Ring) 2500, 2875, 3750	10-134	746-SS-BP New 746-SS Old 963-S	SG-135
KNIFE COVER	For 12 1/2" Blades	10-134	N/A	SC-102
KNIFE COVER	For 11" & 12" Blades	10-134	N/A	SC-103
SHARPENING STONE — Gray	Most Models	10-134	214-A	SG-136
HONING TRUING STONE	Same use as SG-136	10-134	213	SG-137
SCRAPER BLADE ASSEMBLY	300, 400, 500, 720, 725, 770, 775, 820, 825	10-134	829-AS	SG-116

OEM REPLACEMENT USE

NOTE: All dimensions in inches

GLOBE (CONT.)

Slicer Parts (Cont.)

Description	Use	More Info Page #	OEM Number	Order Number
CENTER PLATE SUPPORT	300, 400, 500, 720, 725, 770, 775, 820, 825	Next Page	384-3-AS New 384-3 Old	SG-118
TOGGLE SWITCH — 16 Amps	All Models	3-3	329 648	A-235
TOGGLE SWITCH — 20 Amps	All Models	3-3	785	A-231
WASTE BUCKET — Plastic	150, 300, 400, 500, 660, 720, 725, 760, 765, 770, 815, 820, 825	Next Page	526 758-P	SG-121
KNIFE PLATE HUB ASSY	285, 300, 400, 500, 685, 715, 720, 725, 765, 770, 775, 815, 820, 825	Next Page	932-BB-AS-2 New 932-BB-AS Old 932-BB (Plate) 932-AS Old 747-AS Old	SG-122
MICRO SWITCH	500	Next Page	855	A-174
POWER CORD — 3 wire, 8ft. 18 Guage	All Models	3-33	132-3	Q-152
MOUNTING SCREW (For Ring Knife)	75, 150, 510, 610, 660, 710, 760	Next Page	N/A	SG-126
CENTER PLATE KNIFE GUARD — S/S	300, 400, 500, 720, 725, 770, 775, 820, 825	Next Page	127-A-1 New 915-5 Old 915 Old 822 Old	SG-128
SLICE DEFLECTOR w/Light Hole (New Style)	500, 725, 725L, 775, 775L, 825L	Next Page	861-L-AS New 861-L Old 861-AS Old	SG-130
KNOB & SHAFT (For Knife Center Plate Support) with Collar	All Models Except GC Series	8-48	879-AS New 879-1 Old 879 Old 822-6 Old	SG-102
CHUTE SUPPORT T-BOLT — Chromed Steel	All Models (Except 75)	Next Page	481-1	SG-103
CHUTE SUPPORT KNOB	All Models	Next Page	798-B New 798 Old 685 Old	SG-104
COUPLING SEAL (For Knife Plate)	285, 300, 400, 500, 510, 685, 710, 715, 720, 725, 760, 765, 770, 775, 815, 820, 825	Next Page	747-10	SG-105
SUPPORT FOOT (Screw Type)	Same use as SG-105	Next Page	817 New 652 Old 215A Old	SG-106
SUPPORT FOOT (Plain)	75, 150, 610, 660	Next Page	263	SG-107
FIBER KNIFE GEAR	Where Applicable	Next Page	747-17 New 376 Old	SG-110
STEEL MOTOR GEAR	All Models	Next Page	373	SG-111
KNIFE PLATE BEARING — Complete	285, 300, 400, 500, 685, 715, 720, 725, 760, 765, 770, 775, 815	Next Page	747-5	SG-112
END WEIGHT ASSY (New Style)	285, 300, 400, 500, 685, 715, 720, 725, 765, 770, 775, 815, 820, 825	Next Page	741-APC-AS New 741-PC Old	SG-115

**See Slicer Gloves and Safety Apparel
Section 7, pg. 6.**



Call Us: (U.S. & Canada)
1-800-332-2500

Fax Us: (U.S. & Canada)
1-800-227-1511

**Consolidated
Commercial
Controls, Inc.**

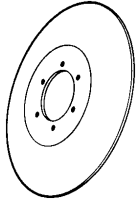
Section 10

OEM REPLACEMENT USE

NOTE: All dimensions in inches

GLOBE (CONT.)

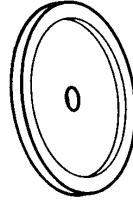
Slicer Parts (Cont.)



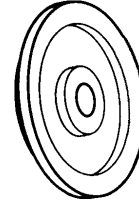
SG-134
SG-135




SC-102
SC-103



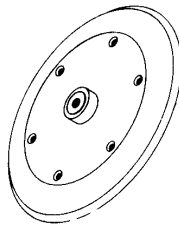
SG-136



SG-137



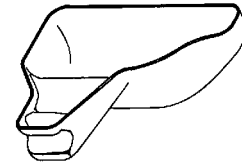
SG-116



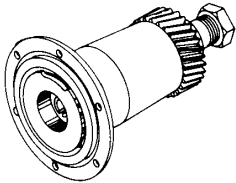
SG-118




A-231
A-235



SG-121



SG-122




Q-152



SG-126



SG-128



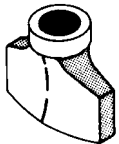
SG-130



SG-102




SG-103



SG-104



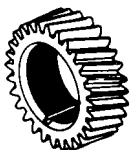
SG-105



SG-106




SG-107



SG-110



SG-111



SG-112



SG-115

OEM Replacement Use

10

OEM REPLACEMENT USE

GRINDMASTER

Description	Use	More Info Page #	OEM Number	Order Number
CONTACTOR — 110/120V	Where Applicable	3-29	725037	R-186

GROEN

Boilers

Description	Use	More Info Page #	OEM Number	Order Number
DRAIN SOLENOID VALVE — 250°F 24V, N/O, 15 PSI, 1/2" "Blow Down"	Series: NGB	4-2	074594	C-240
DRAIN SOLENOID VALVE — 250°F 120V, N/O, 15 PSI, 1/2"	Series: NGB	4-2	076651* 076637	C-292
REPAIR KIT	For C-240 (Boiler Solenoid) & C-292	See Below	N/A	C-310
HOT WATER VALVE — 120V, 1/2"	NGB-1	See Below	011043	C-455
HOT WATER SOLENOID VALVE — 180°F 24V, N/C, 5-150 PSI, 1/2" "Fill"	Series: NGB	4-2	099220 New 084787 New 077975 Old	C-324
HOT WATER SOLENOID VALVE — 180°F 120V, N/C, 140 PSI, 1/4"	Series: NEB, NGB	4-2	003460 New 045398 Old	C-271
GAS SAFETY VALVE — Gas In/Out: 3/4" NPT	Series: NGB	1-6	077973	S-155
STEAM SAFETY VALVE — 3/4" NPT, Chrome	Series: NEB, NGB, SGE	4-6	090662 New 008639 Old	C-182
STEAM SAFETY VALVE — 3/4" NPT, Brass	Series: NGB	4-6	090662	C-249
STEAM SAFETY VALVE — 3/4" NPT, Brass	Series: NGB	4-6	078617	C-323
STEAM TRAP	NEB-1	See Below	084098	C-456
ON/OFF/ON TOGGLE — Momentary	Series: SGE	3-3	002664	A-187
ON/OFF WHITE ROCKER — Momentary Green & Amber Lights	Series: NEB, NGB	3-8	077983	A-321
ON/OFF WHITE ROCKER — Red Light	Series: NGB	3-8	077984	A-322
SIGNAL LIGHT — Red, Round, 125V	Series: NEB	3-19	002986	A-284
IGNITOR w/Molex Plug	Series: NGB	See Below	054285	F-189
RELAY — 120V	Series: NEB, SGE	See Below	003651	F-242
FUSE HOLDER	Series: NGB	3-31	002944	Q-370
FUSE SC-3	Series: NGB	3-31	002945	Q-560
CONTACTOR — 110-120V, 3 Pole, 25A	Series: NEB	3-28	009574	R-153
TRANSFORMER — 120/208/240V Steps Down To 24V	Series: NGB	3-27	086892 003331 074839	RT-103
CONTROL MODULE w/Wire Harness	Series: NGB	See Below	088252 New 076519 Old 049556 Old 071534 Old	CA-164

* OEM supplies valve w/Bushings.



C-310



C-455



C-456



F-189



F-242



CA-164

OEM REPLACEMENT USE

GROEN (CONT.)

Boilers (Cont.)

Description	Use	More Info Page #	OEM Number	Order Number
LIQUID LEVEL CONTROL BOARD	NGB 2 Probe System	See Below	116016	CA-228
LIQUID LEVEL CONTROL BOARD	NGB 3 Probe System	See Below	122192	CA-233
WATER LEVEL CONTROL BOARD — 120VAC	Series: NGB	See Below	005958	CA-116
WATER LEVEL CONTROL BOARD — 24VAC	Series: NGB	See Below	074840	CA-117
SIGHT GLASS 1 1/4" NPT	Series: NGB	See Below	108554 New 071534 Old	C-352
WATER GAUGE GLASS TUBE w/Red & White Stripes, 4 3/4" Long, 5/8" OD	Series: SGE	4-11	008742	C-353
GLASS GAUGE WASHERS — 5/8"	Series: NEB	4-11	008917	W-179
PRESSURE GAUGE — 0-30 PSI	Series: NGB	4-9	078000 New 059407 Old	R-112
FLAME SENSING PROBE	Series: NGB	See Below	003328	S-146
WATER LEVEL PROBE	Series: NGB	See Below	076526	T-136
WATER LEVEL PROBE	Series: NEB, NGB	See Below	014356	T-142
HEATING ELEMENT — 208V/12000W	NEB-1	See Below	148593 New 51159S Old	L-837
HEATING ELEMENT — 240V/12000W	NEB-1	See Below	148594 New 51355S Old	L-838

Braising & Frying Pans

KX T*STAT — 425°F Fixed	Series: CHFP, HFP, NHFP	1-42	013481	E-161
KX T*STAT — 100-450°F Dip Sealed	Series: CHFP, HFP, NHFP	1-39	041700 New 013482 Old	E-159
S T*STAT — 200-400°F	Series: CFPC, FPC, NFPC, TD/FPC	1-41	012838 New 002180 Old	E-160
KNOB (For E-159) — 100-450°F	Series: CHFP, HFP, NHFP	8-50	057250	K-338
KNOB (For E-160) — 200-400°F	Series: CFPC, FPC, MW/FPC, NFPC, NHFP, TD/FPC	8-50	003908 New 012839 Old	K-236
DUAL GAS SOLENOID — 25V Gas In/Out: 1/2" NPT, BTU: 196,000	Series: CHFP, HFP	1-8	079801	S-156
IGNITION MODULE	CHFP/1E, Series: HFP	See Below	079803	F-226
DUAL GAS SOLENOID & IGNITION MODULE	Series: CHFP, HFP	See Below	003324	S-160



CA-228



CA-233



CA-116



CA-117



C-352



S-146



T-136



T-142



L-837, L-838



K-236



F-226



S-160

OEM REPLACEMENT USE

NOTE: All dimensions in inches

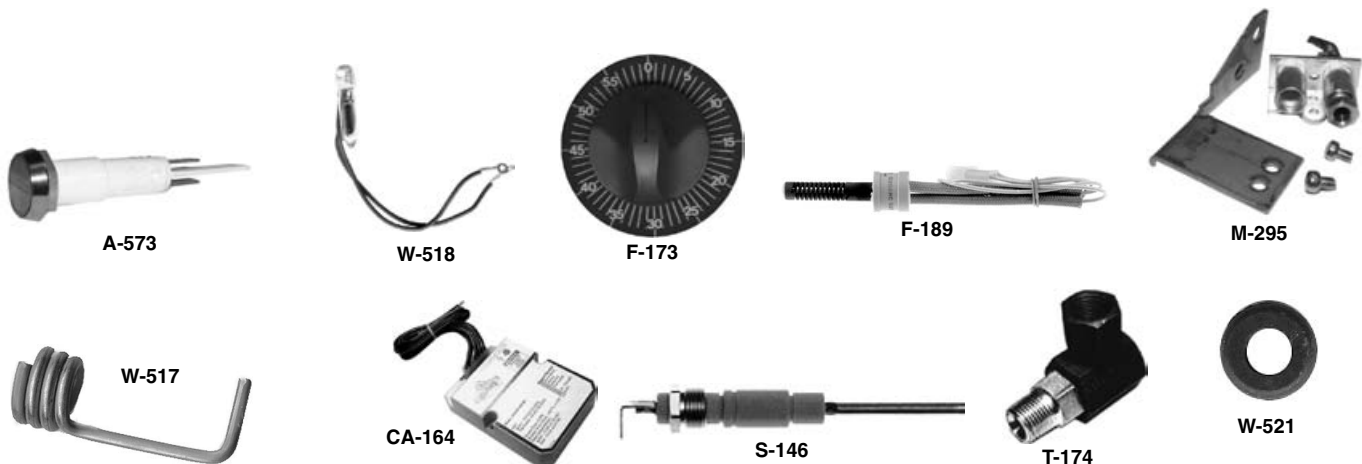
GROEN (CONT.)

Braising & Frying Pans (Cont.)

Description	Use	More Info Page #	OEM Number	Order Number
GAS SAFETY VALVE — Nat Gas In/Out: 1/4" NPT, Comes with Two 1/2" x 3/4" Reducer Bushings	CHFP/2, HFP/2 with Standing Pilot Series: CHFP, HFP1, NHFP	1-6	002648S New 002648 Old	C-268
GAS SAFETY VALVE — Nat Gas In/Out: 1/2" NPT	CHFP/2, HFP/2 with Glow Coil Ignition System	1-6	049555 New 081711 Old	S-154
CONVERSION KIT FOR SAFETY VALVE — Nat to LP	Same as S-154	1-6	N/A	G-157
PG9 PILOT GENERATOR — w/36" Wire Leads	HFP/2; Series: CHFP, NHFP	1-13	001126	T-102
ON/OFF/ON TOGGLE — Momentary	CFPC, CHFP, NFPC, NHFP	3-3	002664	A-187
SIGNAL LIGHT — Red, Round, 250V	Series: CFPC, FPC	3-19	016028	A-346
SIGNAL LIGHT — Red, Round, 125V	TD/FPC; Series: FPC, NFPC	3-19	002986	A-284
SIGNAL LIGHT — 24V, Red, Flush	AH,DH,HFP	See Below	116383	A-573
MERCURY SWITCH — 480V	Series: CHFP, HFP, NHFP	See Below	007517	W-518
FUSE HOLDER	Series: NFPC, TD/FPC	3-31	002944	Q-370
FUSE SC-3	Series: NFPC, TD/FPC	3-31	002945	Q-560
CONTACTOR — 110/120V, 4 Pole, 30A	Series: NFPC (After 1/1/85)	3-28	006950	R-159
TRANSFORMER — 120/208/240V Steps Down To 24V	Series: CHFP; NHFP (Prior to 5/91)	3-27	086892 003331 074839	RT-103
MECH TIMER — 60 Min, 2 Sec Ring w/Knob	Series: HFP	7-30	001154	F-173
IGNITOR w/Molex Plug	Series: CHFP, HFP, NHFP	See Below	054285	F-189
PILOT BURNER — 1/4" Nat	Series: CHFP, HFP, NHFP	1-10	137596 New 001125 Old	M-197
PILOT BURNER — 1/4" CCT	CHFP, HFP, NHFP.	See Below	137597	M-295
PILOT BURNER w/Electrode — 1/4", Nat	Series: CHFP & HFP Units that use Johnson Control Spark Module	1-12	003750 New 003325 Old	M-198
FLAME SPREADER/HOLDER — Nat	Series: CHFP, HFP	See Below	013489	W-517
CONTROL MODULE w/Wire Harness	Series: CHFP, HFP, NHFP	See Below	088252 New 076519 Old 049556 Old	CA-164
FLAME SENSING PROBE	Series: CHFP, HFP, NHFP	See Below	003328	S-146
KNOB — Round, Maroon 1 3/4" Dia.	Series: TD/FPC	8-46	012691	K-234
SWIVEL JOINT Gas In/Out: 1/2" NPT	Series: HFP, NHFP	See Below	076680 New 011551 Old	T-174
GROMMET — T'stat, 1/4" ID, 1/2" OD	Series: CFPC, CHFP, FPC	See Below	001518	W-521

Coffee Urns

STEAM SAFETY VALVE — 3/4" NPT, Chrome	Series: KR	4-6	011004	C-184
---------------------------------------	-------------------	-----	--------	-------



OEM REPLACEMENT USE

GROEN (CONT.)

Kettles

Description	Use	More Info Page #	OEM Number	Order Number
K T'STAT — 100-290°F	Series: AE, AH, CAH, DAH, DCAE, DCEE, DEE, DH, EE, EM, HH, TDB, TDH	1-39	009730 012313	E-157
CONTROL BOARD	TDB/(7,9)	See Below	096925	CA-232
FENWAL HI-LIMIT — 275°F Fixed	Series: TDB	1-46	004588	H-159
HI-LIMIT	TDB	See Below	004588	H-224
BASO SAFETY — 120V, w/Fittings Gas In: 1/2" NPT, Gas Out: 3/4" NPT Pilot In/Out: 1/4" CCT, BTU: 486,940	Series: AH, HH	1-7	097001 New 006761 Old	S-139
DUAL GAS SOLENOID SAFETY — 25V Gas In/Out: 1/2" NPT, BTU: 196,000	Series: AH, HH, TDH	1-8	079801	S-156
STEAM SAFETY VALVE — 3/4" NPT, Chrome	Series: DEE, DH, TDB, TDH, TDB (Units Built Before 1/7/92)	4-6	005587	C-322
STEAM SAFETY VALVE — 3/4" NPT, Chrome	Series: CDC, D, D2, DL, DT, FT, GPT, GT, PT	4-6	011004	C-184
STEAM SAFETY VALVE — 3/4" NPT, Chrome	Series: AE, AH, DAH, DCAE, DCEE, EE, EM, HH	4-6	004010	C-186
STEAM SAFETY VALVE — 3/4" NPT, Chrome	Series: HH, TD, TDC	4-6	011001	C-192
STEAM SAFETY VALVE — 3/4" NPT, Chrome	Series: AH/1, AE/1, EE, HH4 (After 8/1/92)	See Below	097009	C-435
KNOB (For E-157) — 1 thru 10	TDB/7; Series: DEE	8-49	002868 013682	K-334
IGNITION MODULE	Series: AH/1E, HH/4E, TDH	See Below	079803	F-226
DUAL GAS SOLENOID & IGNITION MODULE	Series: AH, CAH, DAH, DH, TDH	See Below	003324	S-160
ON/OFF TOGGLE	Series: AH, CAH, DAH, DH, TDH	3-2	006904	A-188
ON/OFF TOGGLE	Series: AH, HH, TDB	3-2	007402	A-189
ON/OFF ROCKER W/ GREEN LIGHT	NGB	See Below	099290	A-571
MICRO LEAF SWITCH	Series: DH, TDB	3-12	002982	A-323
SIGNAL LIGHT — Red, Round, 28V	TDH & Where Applicable	3-19	003332	A-395
SIGNAL LIGHT — Red, Round, 250V	Series: DEE, TDB	3-19	016028	A-346
SIGNAL LIGHT — Red, Round, 125V	AE/1, AH/1, EE; TDB/7 (Prior to 6/90)	3-19	002986	A-284
MERCURY SWITCH — 480V	Series: DAH	See Below	007517	W-518
RELAY — 1D1DO, 115V	Series: AE, AH, CAH, DAH, DCEE, DEE, DH, EE, EM, HH, TDH	See Below	010412	T-153
RELAY — 1C2DO, 230V LWCO	Series: AE, DCAE, DCEE, DEE, EE, EM	See Below	010410	T-154



**See Descalers
 Section 4, pg. 9.**

OEM REPLACEMENT USE NOTE: All dimensions in inches

GROEN (CONT.)

<i>Kettles (Cont.)</i>				
Description	Use	More Info Page #	OEM Number	Order Number
CONTROL MODULE w/Wire Harness	Series: DH	See Below	088252 New 076519 Old 049556 Old	CA-164
WATER LEVEL ELECTRODE — 10 ¹ / ₄ " Overall	Series: AE, AH, CAH, DAH, DCAE, DCEE, DEE, EE, EM, HH	See Below	074665	T-140
WATER LEVEL ELECTRODE — 7 ³ / ₈ " Overall	Series: DEE	See Below	002170	T-135
WATER LEVEL ELECTRODE — 5 ¹ / ₄ " Overall	TDB/7-(20,40) Made After 2/6/1995	See Below	015589	ST-317
FUSE HOLDER	Series: AE, DEE, EE, TDB	3-31	002944	Q-370
FUSE AGC-3	DEE/4, EM-1, EM-2, FPC; <i>Gallon Masters:</i> AC-40/1	3-31	077853 011057	Q-502
FUSE SC-3	Series: AE, DEE, EE, TDB	3-31	002945	Q-560
CONTACTOR — 208/240V-40A	AE/1-60, AE/1-80 (Single Phase Units); TDB/9-40	3-28	013369	R-166
CONTACTOR — 110/120V	EE, AE/1	3-28	009574 New	R-153
TRANSFORMER — 120/208/240V Steps Down To 24V	AH/1, DH, DHT, TDH	3-27	086892 003331 074839	RT-103
FLAME SENSING PROBE	Series: AH, CAH, DAH, DH, TDH	See Below	003328	S-146
FLAME SPREADER/HOLDER — Nat	Series: CAH, DAH, HH	See Below	013489	W-517
BASO "HUSKY" THERMOCOUPLE — 36"	AH/1, AH/1E, DHT-20	1-13	063048 New 008163 Old	T-128
BASE GASKET, Trunnion	Series: TDC	See Below	001710	Z-122
PACKING SET	Trunnion Kettles	See Below	002019 002025 002033	F-165
FINGER SCRAPER	Most TA3 Units and Where Applicable	See Below	006502	W-821
PACKING RING — 1 ¹ / ₂ " OD, 1 ¹ / ₄ " ID	D-40/60/80	See Below	114824* New 002424 Old	W-579
PACKING RING SET (6/Set) — 1 ¹ / ₄ " OD, 7 ⁷ / ₈ " ID	D-10/20/30	See Below	012230	W-576
PACKING NUT — Brass, 1" NPT	D-10/20/30	See Below	012228	W-577
PACKING NUT — Brass, 1 ¹ / ₂ " NPT	D-40/60/80	See Below	012122	W-578
PACKING WASHER — Steel, 1 ¹ / ₂ " OD, 1 ¹ / ₄ " ID	MW/D, MW/DT	See Below	009567	W-582
STEAM GLAND — Chrome, 4 ³ / ₄ " Long, 3 ³ / ₄ " NPT	MW/D, MW/DT	See Below	012120	W-583

* OEM Sells 10/Pkg.



OEM REPLACEMENT USE

GROEN (CONT.)

Kettles (Cont.)

Description	Use	More Info Page #	OEM Number	Order Number
PILOT BURNER w/Electrode — 1/4", Nat	Series (Units that use Johnson Control Spark Module): AH, CAH, DAH, DH, TDH	1-12	003750 New 003325 Old	M-198
PILOT BURNER ASSEMBLY — 1/4", Nat	Series: AH/1 (Except AH/1E)	1-10	000283S New 000283 Old	M-199
PILOT BURNER	TDH (After 2/1/89, Before 11/15/93)	See Below	003751	M-296
PILOT BURNER — Nat	TDH After 11/15/93	See Below	097027	M-298
PILOT BURNER — LP	TDH After 11/15/93	See Below	097028	M-299
IGNITOR w/Molex Plug	Series: DH	See Below	054285	F-189
PRESSURE GAUGE — -30 to 60 PSI	Series: AE, AH, DCAE, DCEE, EE, HH	4-9	099156 New 008345 Old	R-121
PRESSURE GAUGE — -30 to 60 PSI	Series: DAH, DEE, DH, HH, TDB, TDH	4-9	084208 New 001594 Old	R-122
PRESSURE REGULATOR — 1/2", Nat	AH/1, AH/1E	1-33	101570A New 000345 Old	W-201
PRESSURE REGULATOR — 1/2", Nat	Where Applicable	1-33	100513 New 005387 Old	W-199
PRESSURE REGULATOR — 3/4", LP	Where Applicable	1-33	101570B New 003548 Old	W-202
SAFETY RELIEF VALVE — 12PSI, 135Lbs./Hr.	Kettle: Where Applicable	See Below	099228	C-452
SAFETY RELIEF VALVE — 50PSI, 339Lbs./Hr.	Kettle: Where Applicable	See Below	097005	C-453
STEAM PRESSURE CONTROL — 1/4" NPT Female, Penn-Johnson	Series (Prior to 2/6/95): AH, CAH, DAH, DCAE, DCEE, DEE, DH, EE, EM, & HH, that use Penn-Johnson Control	4-8	008453 NLA @ OEM	S-129
STEAM PRESSURE CONTROL — 1/4" NPT Male, ASCO	Series: (Feb. 6, 1995 & After): AH, CAH, DAH, DCAE, DCEE, DEE, DH, EE, EM & HH, TDB/7-40, TDB/9-40 that use ASCO Control	4-8	096963	S-212
AIR VENT — Bottom Mount, 25 PSI, 1/2" x 3/4"	Where Applicable	4-12	009094	W-182
HEATING ELEMENT — 208V/3600W	EE, AE/1	See Below	008852	L-830
KNOB — 1-10, Black	Series: AE, AH, CAH, DCAE, DCEE, DH, EE, EM, HH, TDB	8-46	012314	K-235
KNOB — Round, Maroon 1 3/4" Dia.	Series: AE, AH, CAH, CDC, DAH, EE, EM, FT, GPT, GT, HH, PT, TDB, TDC, TDH	8-46	012691	K-234
SIGHT GLASS FITTINGS (2/Pkg)	Series: DEE, DH	4-11	002845	C-351
SIGHT GLASS ROD — 6 3/4"	Series: DEE, DH	4-11	002981	C-350
SIGHT GLASS 1 1/4" NPT	Series: TDH, TDB7 (After 2/6/95)	See Below	108554 New 071534 Old	C-352



M-296



M-298



M-299



F-189



C-452



C-453



L-830



K-234



C-352

OEM REPLACEMENT USE

NOTE: All dimensions in inches


GROEN (CONT.)

Kettles (Cont.)

Description	Use	More Info Page #	OEM Number	Order Number
GLASS TUBE w/Red & White Stripes, 4 ³ / ₄ " Long, 5 ⁵ / ₈ " OD	TDB-4, TDB-6; Series: AE, AH, CAH, DAH, DCAE, DCEE, DH, EE, HH	4-11	008742	C-353
GLASS TUBE w/Red & White Stripes, 6 ³ / ₄ " Long, 5 ⁵ / ₈ " OD	TDB-(7,7/20,7/40,8/20)	4-11	002987	C-444
GLASS TUBE GUARD — 8 ³ / ₄ "	Series: DEE, TDB	4-11	003127	C-354
GLASS GAUGE WASHERS — 5 ⁵ / ₈ "	All Kettles	4-11	008917	W-179
GROMMET — 7 ⁷ / ₈ " ID, 1 ⁵ / ₈ " OD	Series: TDB	See Below	007400	W-523
GROMMET — Trunnion, 1 ¹ / ₂ " ID, 2 ¹ / ₈ " OD	Series: TDB	See Below	003492	W-522
GROMMET — T ^{stat} , 1 ¹ / ₄ " ID, 1 ¹ / ₂ " OD	Series: TDB	See Below	001518	W-521
FILL FAUCET ASSEMBLY	Where Applicable	5-15	003423	TS-174
KETTLE STRAINER	Where Applicable	See Below	009007	W-725
KETTLE DRAW-OFF — 1 ¹ / ₂ " S/S (No Threads*)	Series: AE, AH, CAH, CDC, D, D2, DAH, DCAE, DCEE, DEE, DH, DL, DT, DTA, EE, EM, FT, GPT, GT, HH, PT	4-13	009000	T-190*
KETTLE DRAW-OFF — 2" S/S (No Threads*)	Series: AH, DAH, EE, FT, PT	4-13	009046	T-191*
KETTLE DRAW-OFF — 3" S/S (No Threads*)	Series: AH, DAH, FT, PT	4-13	012262	T-192*
REPLACEMENT PARTS For T-190, T-191, T-192				
STEM — S/S, Comes w/O Ring (T-206)	For T-190	See Below	009027	T-212
STEM — S/S, Comes w/O Ring (T-206)	For T-191	See Below	009048	T-228
STEM — S/S, Comes w/O Ring (T-207)	For T-192	4-13	001908†	T-209†
KNOB — Black Plastic	For T-190 & T-191	See Below	009029	T-218
KNOB — S/S	For T-192	4-13	012209†	T-197
WING NUT — S/S	For T-190 & T-191	4-13	009028	T-198
ACORN NUT	For T-192	4-13	N/A†	T-199
HEX NUT — S/S	For T-190	4-13	097230 008911	T-200
HEX NUT — S/S	For T-191	4-13	009354	T-201
HEX NUT — S/S	For T-192	4-13	003927†	T-202
BONNET — S/S	For T-190	4-13	009024	T-203
BONNET — S/S	For T-191	4-13	009047	T-204
BONNET — S/S	For T-192	4-13	003925†	T-205
"O" RING	For T-190 & T-191	4-13	009034	T-206
"O" RING	For T-192	4-13	N/A†	T-207

* These valves must be brazed to unit.

†OEM sells 001908 (T-209) Stem as an assembly: Stem, Handle, Acorn Nut, Bonnet & O Ring



OEM REPLACEMENT USE

GROEN (CONT.)

Mixers

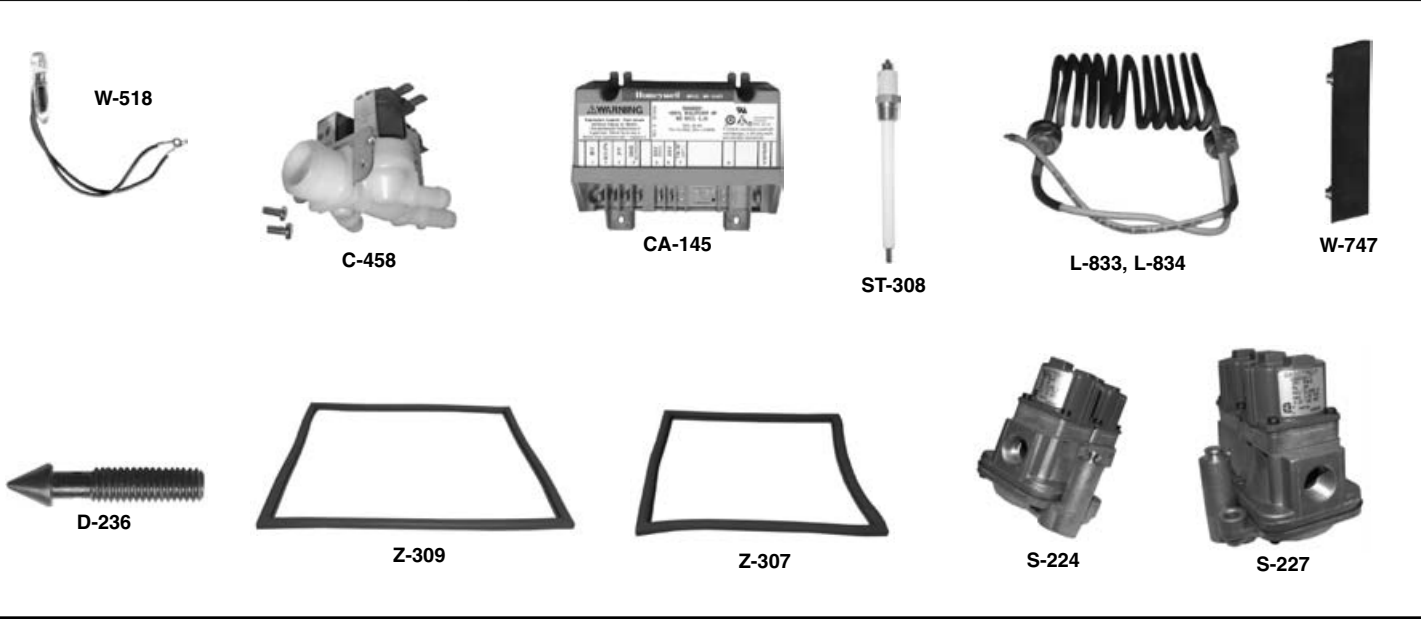
Description	Use	More Info Page #	OEM Number	Order Number
CONTACTOR — 208-240V, 3 Pole, 25A	Series: DTA	3-28	009210	R-154
MERCURY SWITCH — 480V	Series: DTA	See Below	007517	W-518
KNOB — Round, Maroon 1 3/4" Dia.	TDC/TA/2-20	8-46	012691	K-234

Ovens

GAS SAFETY VALVE — 24V, Nat Gas In: 1/2" NPT, Gas Out: 3/8" NPT	CC10-G, CC20-G	1-6	085151	S-182
CONVERSION KIT FOR SAFETY VALVE — Nat to LP	Same as S-182	1-6	N/A	G-157
WATER VALVE — 24V	CC-10G	See Below	090827	C-458
ON/OFF BLACK ROCKER — Green Light	CC10-G, CC20-G	3-8	087951	A-429
SIGNAL LIGHT — Red, Round	1001	3-19	016028	A-346
IGNITION MODULE — 24V	CC10-G, CC20-G	See Below	085153	CA-145
FUSE AGC-3	CC20-E	3-31	077853 011057	Q-502
FUSE ABC-15	CC10-G, CC20-G	3-31	087946	Q-575
PROBE, WATER LEVEL	Series: CC10, CC20	See Below	070178	ST-308
HEATING ELEMENT — 208V/7000W	CC-20E	See Below	107076	L-834
HEATING ELEMENT — 240V/7000W	CC-20E	See Below	107077	L-833
DOOR HANDLE	Series: CC10, CC20	See Below	129723 New 070123 Old	W-747
PIN-DOOR LATCH	Series: CC10, CC20	See Below	078914	D-236
DOOR GASKET — 24-3/8" X 22-1/8"	CC20(E,G)	See Below	080640	Z-309
DOOR GASKET — 17" X 17"	CC10(E,G)	See Below	070121	Z-307

Steamers

GAS SOLENOID VALVE— 25V, NAT, 1/2" NPT	HY-12G	See Below	098443	S-224
GAS SOLENOID VALVE— 25V, NAT, 1/2" NPT	Where Applicable	See Below	123815	S-227
GAS SAFETY VALVE — 24V, Nat Gas In: 1/2" NPT, Gas Out: 3/8" NPT	HY-6G	1-6	085151	S-182
CONVERSION KIT — Nat to LP	Same as S-182	1-6	N/A	G-157
GAS SOLENOID VALVE — 25V Gas In/Out: 3/8" NPT	HY-6G	1-8	099906	S-183
KX T'STAT — 275°F Fixed	Series: GG3	1-42	049543	H-158



OEM REPLACEMENT USE

NOTE: All dimensions in inches

GROEN (CONT.)

Steamers (Cont.)

Description	Use	More Info Page #	OEM Number	Order Number
READY T'STAT	HY(3,6,12)E, HY6G	See Below	088865	H-225
THERMOSTAT, STEAM	HY-(6G,12G,24G,24GF)	See Below	099947	H-183
HI-LIMIT	HY-6G	See Below	096892	H-182
HI-LIMIT	HY-(3E,6E,12E,24E)	See Below	094161	H-203
HI-LIMIT	HY3 Units with Reset Button	See Below	123177	H-223
ON/OFF WHITE ROCKER — Amber Light	Series: GG3	3-6	016166	A-320
ON/OFF BLACK ROCKER — Green Light	HY-6G	3-8	087951	A-429
ON/OFF ROCKER	HY(6,12,24)G	See Below	088876	A-572
SIGNAL LIGHT — Red, Round, 28V	Where Applicable	3-19	003332	A-395
SIGNAL LIGHT — Red, Round, 28V "Red Timer Light"	HY-3E, HY-6G	See Below	096898	A-427
HOT WATER SOLENOID VALVE — 180°F 120V, N/C, 140 PSI, 1/4"	Series: GG3, TF	4-2	003460 New 45398 Old	C-271
HOT WATER VALVE — 120V, 1/2"	NGB-1	See Below	011043	C-455
DRAIN SOLENOID VALVE — 250°F 24V; N/O, 15PSI, 1/2"	Series: HY(w/SE or SG Suffix)	4-2	074594	C-240
DRAIN SOLENOID VALVE — 250°F 120V, N/O, 15 PSI, 1/2"	Series: GG3	4-2	076651* 076637	C-292
DRAIN VALVE — 24VDC	HY3E	See Below	071234	C-460
WATER FEED VALVE — 24V	HY3E	See Below	071235	C-457
WATER VALVE — 24V	Where Applicable	See Below	100934	C-459
STEAM INLET VALVE — 120V, N/C, 3/8"	Where Applicable	See Below	003363	C-454
STEAM SAFETY VALVE — 3/4" NPT, Chrome	Series: CDC	4-6	011008	C-190
STEAM SAFETY VALVE — 3/8" NPT, Brass	Series: GG3	4-6	143470 New 014355 Old	C-325
STEAM SUPPLY VALVE — (Globe) 3/8", w/ 5" Stem	Series: TDC	4-13	002051	V-121
REPAIR KIT	For C-240 (Boiler Solenoid) & C-292	See Below	N/A	C-310

* OEM supplies valve w/bushings.
 † N/L/A at OEM.



H-225



H-183



H-182



H-203



H-223



A-572



A-427



C-455



C-460



C-457



C-459



C-454




C-310

OEM REPLACEMENT USE


GROEN (CONT.)

Steamers (Cont.)

Description	Use	More Info Page #	OEM Number	Order Number
COIL — 120V	For C-292	4-2	N/A	C-140
PRESSURE REGULATOR — 3/4", Nat	Where Applicable	1-33	101570A New 000345 Old	W-201
PRESSURE REGULATOR — 3/4", LP	Where Applicable	1-33	101570B New 003548 Old	W-202
CONTROL BOARD	Series: HY w/Touch Pad	See Below	137221 New 137121 Old 119801 Old	CA-204
WATER LEVEL CONTROL BOARD — 120VAC	Series: GG3	See Below	005958	CA-116
LIQUID LEVEL CONTROL BOARD — 24V	HY-3E, HY-6G	See Below	096882	CA-152
CONTROL BOARD, LOWER	HY-6 (G,E)	See Below	098664	CA-153
CONTROL BOARD, UPPER	HY-6G (Old Style)	See Below	098662	CA-154
CONTROL BOARD	HY3E	See Below	098666	CA-230
CONTROL BOARD (NEW STYLE)	HY3E	See Below	137233	CA-231
CONTROL BOARD	HY6, HY12	See Below	141082	CA-229
RELAY — 120V	Series: GG3	See Below	003651	F-242
RELAY — Time Delay	Series: GG3	See Below	005961	F-241
TERMINAL BLOCK — 2 Pole	HY6E	See Below	088214	W-1118
TERMINAL BLOCK — 4 Pole	HY6G	See Below	003887	W-1115
TRANSFORMER	HY(3,12,24)E	See Below	100912	RT-138
TRANSFORMER	HY6(E,G)	See Below	094164	RT-139
TRANSFORMER	HY(5G,6E), SSB-(3,5,10)G	See Below	119815	RT-140
TRANSFORMER — 208V/230V/460V, Steps Down to 115V	Series: GG3	3-27	016296	RT-101




CA-204




CA-116




CA-152



CA-153



CA-154




CA-230



CA-231



CA-229



F-242



F-241



W-1118



W-1115



RT-138



RT-139



RT-140

See **Descalers**
 Section 4, pg. 11.



OEM REPLACEMENT USE

GROEN (CONT.)

Steamers (Cont.)


Description	Use	More Info Page #	OEM Number	Order Number
FAN MOTOR	HY-3E, HY-6G, HY-12G, HY-24G, VRC	See Below	146880S New 096740 Old 09670S Old 146880 Old	B-084
FAN (For B-084)	HY-3E, HY-6G	See Below	096790	B-197
SEAL, MOTOR SHAFT (For B-084)	HY-6G	See Below	096868	W-746
CONTACTOR — 208-240V, 2 Pole, 25A	Many Models	3-28	009178	RA-175
CONTACTOR — 208-240V, 2 Pole, 30A	Many Models	3-28	009173	R-156
CONTACTOR — 208-240V, 3 Pole, 30A	Many Models	3-28	009176	R-158
CONTACTOR — 110/120V, 4 Pole, 30A	GG3-E	3-28	006950	R-159
CONTACTOR — 208-240V, 4 Pole, 30A	Many Models	3-28	013368	R-160
CONTACTOR — 110-120V, 3 Pole, 40A	Many Models	3-28	013432	R-163
CONTACTOR RELAY	HY(3E,6E,12G)	See Below	119813	F-339
ELEC TIMER — 60 Min, 125V, 7/8" Long Stem	Series: GG3	See Below	078619 New 058657 Old 027168 Old	F-240
ELEC TIMER — 60 Min, 24V, 1 1/16" Long Stem	HY-3E, HY-6G	See Below	096826S New 096826 Old	F-281
KNOB (For F-240 & F-281)	HY-3E, HY-6G; Series: GG3	8-52	040225	K-233
IGNITION MODULE — 24V	HY-6G	See Below	085153	CA-145
IGNITOR CABLE	HY-6G	See Below	096728	W-744
IGNITOR	Where Applicable	See Below	143559	F-338
PILOT BURNER — 1/4" CCT, Nat, w/Electrode	HY-6G	1-10	096705	M-243
PILOT BURNER — LP, 1/4" CCT	HY6G	See Below	096706	M-297
ORIFICE — 1/4" Nat 7/8" Spring	Where Applicable	1-19	069886	M-141B



B-084



W-746



F-339



F-240



F-281



K-233



CA-145



W-744



F-338



M-243



M-297



M-141B

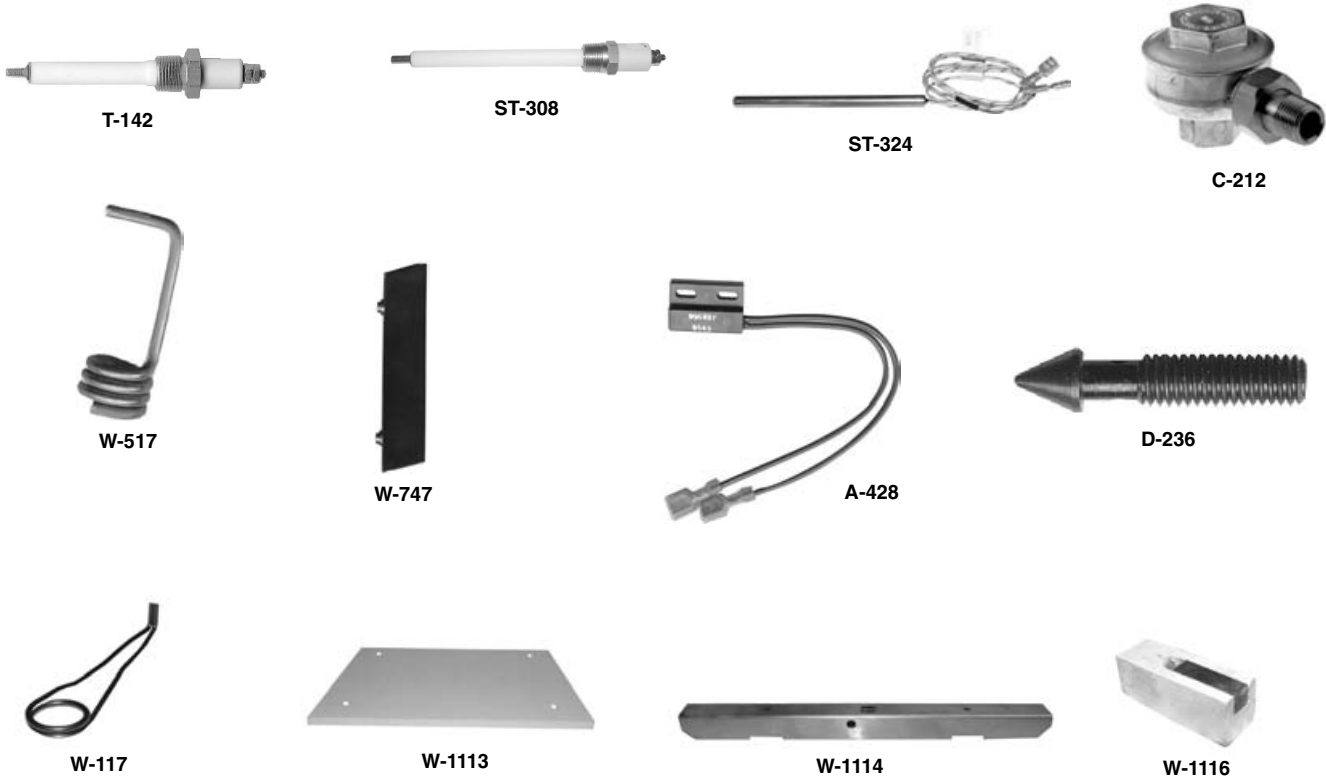
OEM REPLACEMENT USE

NOTE: All dimensions in inches

GROEN (CONT.)

Steamers (Cont.)

Description	Use	More Info Page #	OEM Number	Order Number
FUSE HOLDER	Series: TF	3-31	002944	Q-370
FUSE AGC-3	HY-3E	3-31	077853 011057	Q-502
FUSE SC-1	Series: GG3	3-31	041889	Q-603
FUSE SC-3	Series: TF	3-31	002945	Q-560
PROBE, WATER LEVEL	HY-6SG; Series: GG3	See Below	014356	T-142
PROBE, WATER LEVEL	HY-3E, HY-6G	See Below	070178	ST-308
WATER PROBE	HY3E	See Below	141424	T-324
STEAM TRAP — 1/2"	Where Applicable	4-12	003984	C-212
CAGE UNIT — Barnes & Jones #1721	Same as C-212	4-12	N/A	C-217
FLAME SPREADER/HOLDER — Nat	HY-6G (High Heat)	See Below	013489	W-517
DOOR HANDLE	HY-3E, HY-6G	See Below	129723 New 070123 Old	W-747
DOOR SWITCH	HY-3E, HY-6G	See Below	096857	A-428
PIN-DOOR LATCH	HY-3E, HY-6G	See Below	078914	D-236
DOOR SPRING	HY(6,12) Series, CC(10,20)E	See Below	078911	W-1117
DOOR INSULATION BOARD — 14-3/4" X 11-1/2"	HY(3,6)	See Below	094142	W-1113
U-CHANNEL ASSEMBLY	HY(3,6)	See Below	094144	W-1114
DOOR MAGNET ASSEMBLY	HY6(SM,SG,SE)	See Below	069762	W-1116
DRAIN HOSE (\$/Ft)	Series: Hypersteam	4-14	110887B New 110887A 099111 Old 099112 Old	Q-795



OEM REPLACEMENT USE

NOTE: All dimensions in inches

GROEN (CONT.)

Steamers (Cont.)

Description	Use	More Info Page #	OEM Number	Order Number
DOOR GASKET - 18" x 14-5/8"	HY5(E,G), SSB-(3G,5G,10G)	See Below	125907	Z-308
GASKET, STEAMER — 14 1/2" x 11 1/2"	HY-3E, HY-6G	See Below	124849 New 094147 Old	Z-079
GASKET — 15" x 11 1/2"	Series: GG3 Newer Units*	See Below	062874	Z-134
ELEMENT — 208V-7500W, w/Gasket	Series: GG3	2-38	042357S New 042357 Old	L-478
HEATING ELEMENT — 208V/8000W	HY3E	See Below	123101S	L-831
HEATING ELEMENT — 240/8000W	HY3E	See Below	123102S	L-832
HEATING ELEMENT — 208V/9000W	HY6E	See Below	121705S	L-836
HEATING ELEMENT — 240V/9000W	HY6E	See Below	121706S	L-835
GASKET, ELEMENT — 3" x 3"	GG3, HY3E, HY6E	See Below	042366	Z-080

* Some older units use OEM# 025987 – no serial number break available.



Z-308



Z-079



Z-134



L-831




L-832



L-836



L-835



Z-080

H.C. DUKE (DUKE, ELECTRO FREEZE)

CCC Stocks hundreds of parts for these soft-serve machines — check our cross-reference, or call for items not shown.

OEM REPLACEMENT USE

HAMILTON BEACH

Bar Blenders — Drink Mixers

Description	Figure Number	Use	More Info Page #	OEM Number	Order Number
CAP (FOR S/S OR PLASTIC COVER)	1	908, 909, 911, 912, 918, 919, 938, 939	S E E B E L O W	31082630000	BH-185
COVER WITHOUT CAP FOR PLASTIC CONTAINER	3	908, 909, 911, 912, 918, 919, 938, 939		31072083100	BH-187
BEARING HOUSING	17	908, 909, 911, 912, 918, 919, 938, 939		903891100	BH-200
BRUSH HOLDER	18	908, 909, 911, 912, 918, 919, 938, 939		30409390000	BH-201
HI-LO SWITCH	20	908, 909, 911, 912, 918, 919, 938, 939		30659110000	BH-203
GASKET	5	908, 909, 912, 918, 919, 938, 939		31092060001	BH-189
CUTTING UNIT	6	908, 909, 918, 919, 938, 939		911993900	BH-190
BRUSH (W/SPRING) SET - (1) 5-1/2, (1) 9-1/2	19	908, 909, 918, 919, 938, 939		906093900	BH-211
COVER (WITHOUT CAP) FOR PLASTIC CONTAINER	2	908, 909, 919, 938, 939		31079023101	BH-186
S/S CONTAINER	8	908, 909, 919, 938, 939		31109020000	BH-192
PLASTIC CONTAINER	4	908, 909, 911, 912, 918, 919, 938, 939		32109084100	BH-188
PLASTIC CONTAINER	—	908, 909, 938, 939		240010101	BH-251
CONTAINER BASE	—	908, 909, 938, 939		280127700	BH-246
WIRE LEAD AND ANODE	—	908, 909, 938, 939		910193910	BH-242
MOTOR STUD	—	908, 909, 938, 939		30669110000	BH-237
BASE RING	7	908, 909, 938, 939		31212071300	BH-191
MOTOR MOUNT	12	908, 909, 938, 939		910690900	BH-195
BUMPER	21	908, 909, 938, 939		32297174401	BH-204
ARMATURE	22	908, 909, 938, 939		650010000	BH-205



OEM REPLACEMENT USE

HAMILTON BEACH (CONT.)

Bar Blenders — Drink Mixers (Cont.)

Description	Figure Number	Use	More Info Page #	OEM Number	Order Number
MOTOR MAGNET FIELD	23	908, 909, 938, 939	S E E B E L O W	650011300	BH-206
CLUTCH	9	Series: 900		280012304	BH-193
CLUTCH	9	990		83249900500	BH-161
CUP HOLDER	24	908, 909, 938, 939		280079700	BH-207
CONTAINER BASE	—	911, 912, 918, 919, 981		280123000	BH-214
FIELD - 240V	—	911, 912, 918, 919, 981		650010300	BH-250
MOTOR MOUNT	—	911, 912, 918, 919, 981		910691100	BH-226
CUTTING UNIT	—	911, 912, 918, 919, 981		968000370	BH-225
BLENDING ASSEMBLY	—	911, 912, 918, 919, 981		999110000	BH-238
GASKET	—	911, 912, 918, 919, 981		31099110000	BH-236
FOOT	—	911, 912, 918, 919, 981		32049110500	BH-241
SLINGER CLAMP	40	918, 936, 941, 948, 950		250005000	BH-179
UPPER HOUSING COVER	—	936, 937, 941		210035900	BH-219
UPPER BEARING	—	936, 937, 941		250014100	BH-247
ROCKER SWITCH	—	936, 937, 941		260022000	BH-234
SLIDE SWITCH ASSEMBLY	—	936, 937, 941		930093600	BH-249
SOLID AGITATOR	—	936, 937, 941		31409300000	BH-248
GUIDE (3 USED)	32	936, 941		81659361300	BH-171
REST (3 USED)	33	936, 941		280128200	BH-172
SMALL SCREW (3 USED)	34	936, 941		41020083213	BH-173



BH-206



BH-193



BH-161



BH-207



BH-214



BH-250



BH-226



BH-225



BH-238



BH-236



BH-241



BH-179



BH-219



BH-247



BH-234



BH-249



BH-248



BH-171



BH-172




BH-173

OEM REPLACEMENT USE

HAMILTON BEACH (CONT.)

Bar Blenders — Drink Mixers (Cont.)

Description	Figure Number	Use	More Info Page #	OEM Number	Order Number
GUIDE SCREW	31	936, 941, 948	S E E B E L O W	31609360000	BH-183
BRUSH HOLDER (6 USED)	35	936, 941, 948, 950		210023000	BH-174
BRUSH/SPRING SET	44/45	936, 941, 948, 950		936505000	BH-212
LOWER BEARING	37	936, 941, 948, 950		250012400	BH-176
UPPER BEARING	39	936, 941, 948, 950		3035936000	BH-178
UPPER BUTTON (3 USED)	41	936, 941, 948, 950		31029330000	BH-180
MOTOR (COMPLETE)	43	936, 941, 948, 950		650016000	BH-208
SWITCH KNOB	25	936, 941, 950		31869360500	BH-162
BUMPER (2 USED)	27	936, 941, 950		31289360500	BH-165
FOOT (VACUUM CUP, 3 USED)	29	936, 941, 950		30999360000	BH-167
SWITCH ASSEMBLY (3 USED)	30	936, 941, 950		93009360000	BH-168
LOWER BUTTON (AGITATOR, 3 USED)	42	936, 941, 950		913595000	BH-181
REAR HOUSING	—	948, 950		210035700	BH-213
MOTOR MODULE COVER	—	948, 950		210038600	BH-215
REST BUTTON	—	948, 950		220015900	BH-254
SLIDE SWITCH ASSEMBLY	—	948, 950		930095000	BH-221
GUIDE	—	948, 950		31659503100	BH-229
UPPER HOUSING	—	990		2100171000	BH-216
COVER GASKET	—	990		280045100	BH-253
LATCH CLIP	—	990	280056700	BH-223	



OEM REPLACEMENT USE

HAMILTON BEACH CONT.)

Bar Blenders — Drink Mixers (Cont.)

Description	Figure Number	Use	More Info Page #	OEM Number	Order Number
CUTTER ASSEMBLY	—	990	S E E B E L O W	921999001	BH-232
ARMATURE	—	990		20019900010	BH-218
BRUSH	—	990		20609900000	BH-239
BRUSH CAP	—	990		20649900500	BH-230
ON/OFF SWITCH	—	990		30869800100	BH-240
HI-LO SWITCH	—	990		30879800100	BH-220
PULSE SWITCH	—	990		30889800600	BH-235
CONTAINER GASKET	—	990		31099900000	BH-227
CUTTER GASKET	—	990		31309900000	BH-224
CONTAINER BASE	—	990		31319900000	BH-245
FILLER CAP	—	990		31809900000	BH-233
CONTAINER REST PAD	—	990		31859900000	BH-228
FOOT	—	990		34449800500	BH-222
WRENCH (CLUTCH)	—	990		35139900000	BH-244
CLUTCH	—	990		83249900500	BH-161
PULSE SWITCH	—	91200		260007800	BH-231
CONTAINER GASKET	—	91200		280009600	BH-243
UPPER HOUSING	—	91200		31009113101	BH-217



BH-232



BH-218



BH-239



BH-230



BH-240



BH-220



BH-235



BH-227



BH-224



BH-245



BH-233



BH-228



BH-222



BH-244



BH-161



BH-231



BH-243



BH-217

Call Us: (U.S. & Canada)
1-800-332-2500

Fax Us: (U.S. & Canada)
1-800-227-1511

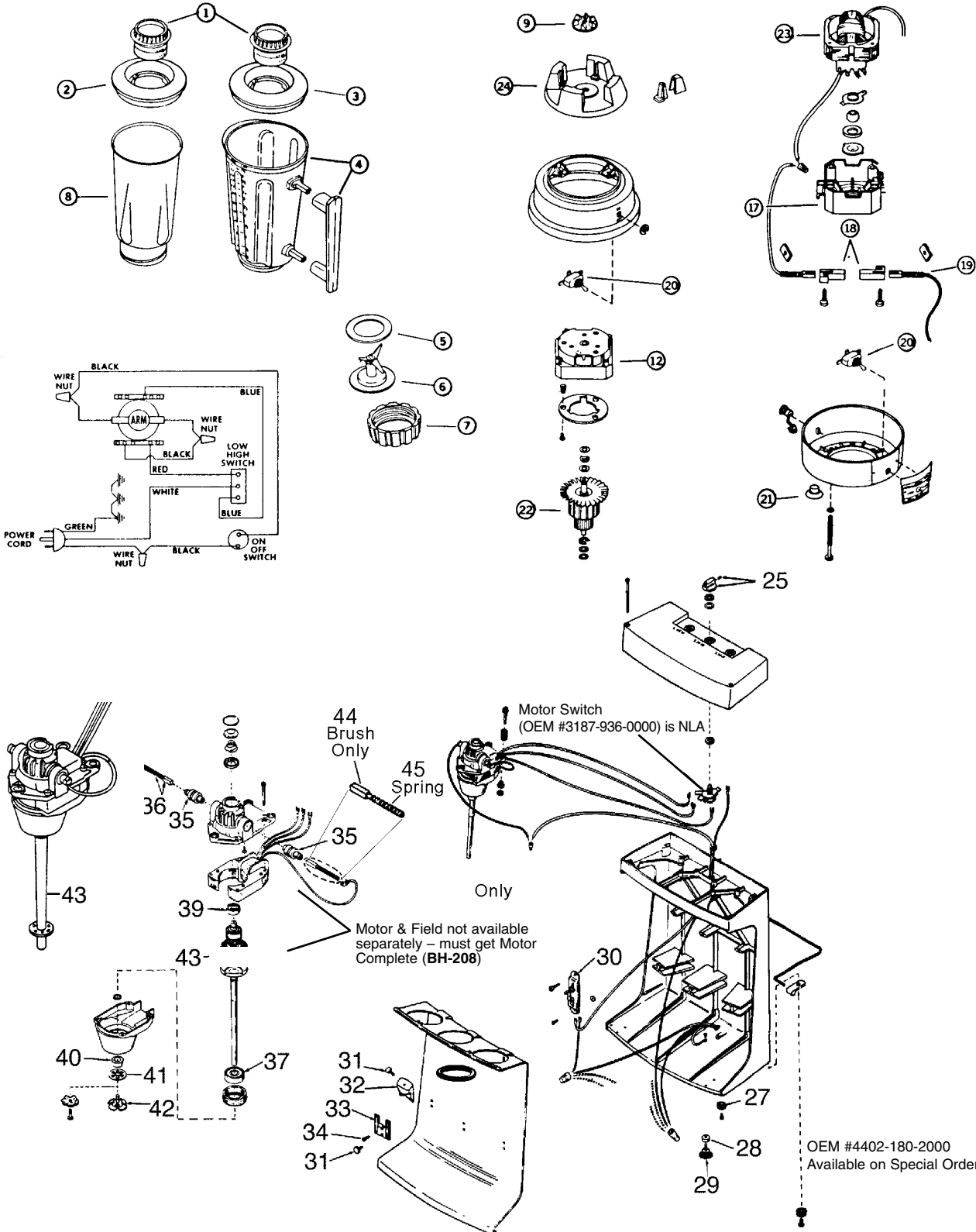
**Consolidated
 Commercial
 Controls, Inc.**

Section 10

OEM REPLACEMENT USE

HAMILTON BEACH (CONT.)

Bar Blenders — Drink Mixers (Cont.)



OEM Replacement Use

10

OEM REPLACEMENT USE

HATCO

Boosters/Heaters — Water

Description	Use	More Info Page #	OEM Number	Order Number
ESSEX STEMCO T'STAT — 100-200°F w/Stfng Box, 3/8" Nickel on 5" Sleeve	Imperial/Powermite (24 to 58.5KW); Series: 3CS, Compact (Units over 18KW)	1-46	02.16.003.00 New 02-16-001 Old 02-16-003 Old	E-215
ESSEX STEMCO T'STAT — 100-200°F w/Stfng Box, 3/8" Brass on 5" Sleeve	FR (3.3 to 9.3KW)	1-46	02.16.016.00 New 02-16-016 Old	E-216
ESSEX STEMCO T'STAT — 110-192°F w/Stfng Box, 3/8" Brass	Imperial/Powermite (6 to 18KW w/Contactor) Compact (Units up to and including 18KW)	1-46	02.16.024.00 New 02-16-024 Old	E-214
ESSEX STEMCO T'STAT — 150-180°F w/Stfng Box, 3/8" Brass on 5" Sleeve	FR-5 (208/240V Units)	1-46	02.16.003B.00 New 02-16-003B Old	E-220
KX T'STAT — 100-200°F w/Stfng Box, 3/8" Nickel on 5" Sleeve	Series: 3CS	1-39	02.16.003A.00 New 02-16-003A Old	E-283
S T'STAT — 60-160°F w/Stfng Box, 3/8" Nickel on 5" Sleeve	FR (3KW)	1-39	02.16.016A.00 New 02-16-016A Old	E-218
S T'STAT — 100-200°F w/Stfng Box, 3/8" Nickel Pointer Type Adjustment	Imperial/Powermite (6 to 18KW w/o Contactor); Series: Heavy Duty	1-39	02.16.001A.00 New 02-16-001A Old	E-217
ESSEX STEMCO HI-LIMIT w/Manual Reset & Stfng Box, 3/8" Brass	Series: Compact, FR (Unless Unit Has Low Water Cut-Off*) Imperial/Powermite	1-46	02.16.025A.00 New 02-16-025A Old 02-16-025 Old 02-16-013 Old 02-16-020 Old	H-139
ON/OFF TOGGLE Power	Series: 3CS, FR, Compact	3-3	R02.19.008A.00 New R02-19-008A Old R02.19.006.00 New R02-19-006 Old 02-19-008A Old 02-19-008 Old 02-19-006	A-265
SIGNAL LIGHT — Red	Series: Compact, Imperial & Powermite Where Applicable	3-19	02.19.070R New 02-19-070R Old	A-284
SIGNAL LIGHT — Red	Series: 3CS, FR, (Except FR-5)	3-19	02.19.151.00 New 02-19-151 Old 02-19-029 Old	A-346
SIGNAL LIGHT — Green	FR-5	3-19	02.19.150.00 New 02-19-150 Old	A-371
SIGNAL LIGHT — Yellow	Series: 3CS, FR	3-19	02.19.152.00 New 02-19-152 Old 02-19-030 Old	A-372
SOLENOID — 240V, 1/4"	FR-5C	4-2	03.02.026.00 New 03-02-026	C-338
PRES/TEMP RELIEF VALVE — 3/4"	Series: All Compact & Imperial	4-7	03.02.022.00 New 03-02-022 Old	C-202
PRES/TEMP GAUGE — 0-200 PSI/70-210°F	Series: Compact, Imperial/Powermite, Where Applicable	4-9	03.01.003.00 New 03-01-003	R-136
TEMP GAUGE — 100-220°F	Series: 3CS, FR	4-10	03.01.005.00 New 03-01-005	R-119

* If unit has low water cut-off, use OEM Hi-Limit 02-16-009.



A-284
 A-346
 A-371
 A-372



R-136



R-119

See **Complete Booster Units**
 Section 8, pg. 16



OEM REPLACEMENT USE

HATCO (CONT.)

Boosters/Heaters — Water (Cont.)

Description	Use	More Info Page #	OEM Number	Order Number
CONTACTOR — 110/120V, 3 Pole 25A Inductive	Series: Compact, Imperial/Powermite & Heavy Duty Where Applicable	3-28	02-01-011*	R-153
CONTACTOR — 110/120V, 3 Pole 25A Inductive	Series: MC(3-Phase)	3-29	02.01.168.00 New 02-01-168 Old 02.01.038.00 New 02-01-038 Old	R-182
CONTACTOR — 110/120V, 3 Pole 40A Inductive	Series: Compact, Imperial/Powermite & Heavy Duty Where Applicable	3-28	02.01.015.00 New 02-01-015 Old	R-163
CONTACTOR — 110/120V, 4 Pole 40A Inductive	Compact (1 Phase models-10.5,12,13.5,15,36,39,45KW; 3-Phase models-36,39,45,54,58,5KW), Imperial/Powermite (1-Phase Models -10.5,12,13.5,15KW), Heavy Duty (1-Phase Models-12,15,24,27,30KW)	3-28	02.01.017.00 New 02-01-017 Old	R-165
CONTACTOR — 208/240V, 3 Pole 40A Inductive	Series: Compact, Imperial/Powermite & Heavy Duty, Where Applicable	3-28	02.01.016.00 New 02-01-016 Old	R-164
CONTACTOR — 208/240V, 3 Pole 25A Inductive	Series: Compact, Imperial/Powermite & Heavy Duty, Where Applicable; FR (3.3 to 9.3 KW); Series: 3CS	3-29	02-01-012 Full** 02-01-013 Mini**	R-183
CONTACTOR — 208/240V, 4 Pole 40A Inductive	Series: Compact, Imperial/Powermite & Heavy Duty, Where Applicable	3-28	02.01.018.00 New 02-01-018 Old	R-166
TRANSFORMER (Primary-Secondary Voltage = 208/240-120V)*	Heavy Duty (after 7/1/81); Compact & Imperial/Powermite (After 1/5/81)	See Below	02.17.004.00 New 02-17-004 Old 02-17-019 Old	W-323***
TRANSFORMER (460V steps down to 230V)	Compact (480V Units Before 7/1/81), Imperial/Powermite (480V Units Before 1/15/81)	3-27	R02.17.002.00 New R02-17-002 Old 02-17-002 Old	RT-118
TRANSFORMER (480V steps down to 120V)	Where Applicable	3-27	02.17.005.00 New 02-17-005 Old	RT-119
LIQUID LEVEL CONTROL — 120/208/240V	Series: FR (Except FR-S-C), Compact, Imperial/Powermite	See Below	R02.01.210.00 New 02.01.006.00 New 02.01.001.00 Old	W-322
LIQUID LEVEL CONTROL — 208/240V w/ Time Delay	FR-5-C	See Below	02.01.121.00 New 02-01-121 Old	CA-186
WATER LEVEL PROBE — Electric	Series: Compact, FR, Imperial/Powermite	See Below	02.40.001.00 New 02-40-001 Old	T-155
POWER RELAY — 30A-208/240V, DPST	Series: 3CS; FR, (Except 3KW Models)	See Below	02.01.008.00 New 02-01-008 Old	F-204

* N/L/A @ OEM; OEM says to use 02-01-015 (**R-163**).
 ** N/L/A @ OEM; OEM says to use 02-01-016 (**R-164**).
 *** 277/480-120V Transformer available on special order.




W-323



RT-118



RT-119



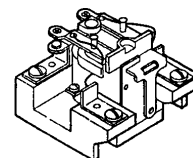
W-322



CA-186



T-155



F-204

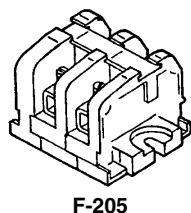
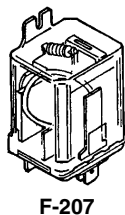
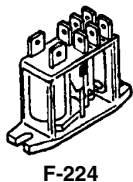
OEM REPLACEMENT USE

HATCO (CONT.)

Boosters/Heaters — Water (Cont.)

Description	Use	More Info Page #	OEM Number	Order Number
STANDBY RELAY — 10A/15A-240V, DPST	FR-5	See Below	02.01.058.00 New 02-01-058 Old	F-224
CONTROL RELAY — 10A/15A-240V, DPST	FR-5; Series: 3CS (Used as substitute by Hatco for P/N 02-01-007)	See Below	R02.01.025.00 New R02-01-025 Old 02-01-025 Old	F-207
TERMINAL BLOCK — 3-Pole	Compact (4 to 18KW; 480V Units - 24 to 45KW); Imperial/Powermite (480V Units - 24 to 45KW); Series: 3CS, FR	See Below	R02.15.046.00 New R02.15.003.00 Old R02-15-003 Old 02-15-003 Old	F-205
TERMINAL BLOCK — 4-Pole	FR-5	See Below	R02.15.047.00 New R02-15-001 Old 02-15-001 Old	F-206
SINK STRAINER ASSEMBLY	Series: 3CS; FR	See Below	R05.30.009.00 New R05-30-009 Old 05-30-009 Old	W-231
GASKET KIT	Series: 3CS; FR	See Below	R00.05.0002.00 New R00-05-0002 Old	Z-181
FUSE AGC-1 — 250V	Compact (208/240V Units; 4 to 18KW), FR (3.3 to 9.3KW), Imperial/Powermite (208/240V Units); Series: 3CS	3-31	R02.03.001.02 New* R02-03-001-02 Old 02-03-001	Q-500
FUSE JJN-35 — 300V	Compact, Imperial/Powermite & Heavy Duty (Depending on Voltage, Wattage, Phase & Amperage)	3-32	R02.03.030.02 New* R02-03-030-02 Old 02-03-030 Old	Q-520
FUSE JJN-40 — 300V	Same use as Q-520	3-32	R02.03.031.02 New* R02-03-031-02 Old 02-03-031 Old	Q-521
FUSE JJN-50 — 300V	Same use as Q-520	3-32	R02.03.032.02 New* R02-03-032-02 Old 02-03-032 Old	Q-523
FUSE JJN-60 — 300V	Same use as Q-520	3-32	R02.03.033.02 New* R02-03-033-02 Old 02-03-033 Old	Q-524
FUSE JJS-35 — 600V	Same use as Q-520	3-32	R02.03.010.02 New* R02-03-010-02 Old 02-03-010 Old	Q-525
FUSE JJS-40 — 600V	Same use as Q-520	3-32	R02.03.011.02 New* R02-03-011-02 Old 02-03-011 Old	Q-526
FUSE JJS-50 — 600V	Same use as Q-520	3-32	R02.03.012.02 New* R02-03-012-02 Old 02-03-012 Old	Q-528
FUSE JJS-60 — 600V	Same use as Q-520	3-32	R02.03.015.02 New* R02.03.015.02 Old 02-03-015 Old	Q-529
FUSE SC-2 — 300V	Compact (208/240V Units), Heavy Duty (208/240/277V Units), Imperial/Powermite (208/240V Units), Heavy Duty (208/240/277V)	3-31	R02.03.014.02 New* R02-03-014-02 Old 02-03-014 Old	Q-559

* OEM sells 2/Pkg; CCC sells individually.



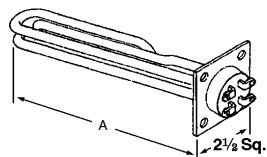
OEM REPLACEMENT USE

HATCO (CONT.)

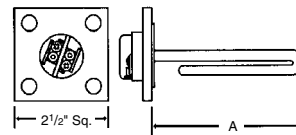
Boosters/Heaters — Water (Cont.)

Description	Use	More Info Page #	OEM Number	Order Number
BOOSTER ELEMENTS 2-1/2" Square Flange w/Gasket				
208V 750/1625W A = 8 ³ / ₈ "	3CS & FR (Special Applications Only); FR-5	2-11	R02.06.228.00 New R02-06-228 Old 02-06-228 Old	L-250†
240V 750/1625W A = 8 ³ / ₈ "	3CS & FR (Special Applications Only); FR-5	2-11	R02.06.229.00 New R02-06-229 Old 02-06-229 Old	L-251†
208V 3000W A = 8 ³ / ₈ "	3CS (3, 6KW), FR (6.3KW)	2-11	R02.06.300.00 New 02-06-300 Old	L-280*
240V 3000W A = 8 ³ / ₈ "	3CS (3, 6KW), FR (6.3KW)	2-11	R02.06.301.00 New R02-06-301 Old 02-06-301 Old	L-281*
208V 4500W A = 8 ³ / ₈ "	3CS (4.5, 9KW), FR (9.3KW)	2-11	R02.06.450.00 New R02-06-450 Old 02-06-450 Old	L-284*
240V 4500W A = 8 ³ / ₈ "	3CS (4.5, 9KW), FR (9.3KW)	2-11	R02.06.451.00 New R02-06-451 Old 02-06-451 Old	L-285*
208V 3000W A = 9 ³ / ₁₆ "	Compact (6KW), Imperial/Powermite (6KW)	2-11	R02.04.302.00 New R02-04-302 Old 02-04-302 Old	L-144
240V 3000W A = 9 ³ / ₁₆ "	Compact (6KW), Imperial/Powermite (6KW)	2-11	R02.04.303.00 New R02-04-303 Old 02-04-303 Old	L-145
208V 3500W A = 9 ³ / ₁₆ "	Compact (7,10.5KW), Imperial/Powermite (7,10.5KW)	2-11	R02.04.350.00 New R02-04-350 Old 02-04-350 Old	L-146
240V 3500W A = 9 ³ / ₁₆ "	Same use a L-146	2-11	R02.04.351.00 New R02-04-351 Old 02-04-351 Old	L-147
208V 4000W A = 11 ¹ / ₂ "	Compact (4, 24KW; 12KW — 3-Phase only), Heavy Duty (12KW — 3-Phase only), Imperial/Powermite (24KW; 12KW — 3-Phase only)	2-11	R02.04.400.00 New R02-04-400 Old 02-04-400 Old	L-148
240V 4000W A = 11 ¹ / ₂ "	Same use a L-148	2-11	R02.04.401.00 New R02-04-401 Old 02-04-401 Old	L-149
GASKET	For L-250, L-251, L-280, L-281, L-284, L-285	2-11	05.06.005.00 New 05-06-005 Old	Z-124
GASKET	Compact, Imperial/Powermite	2-11	02.11.012.00 New 02-11-012 Old	Z-083

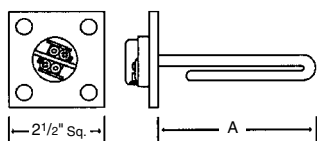
* These include gasket **Z-124**. A flat gasket is also included.
 † Comes w/ gasket **Z-124**.



L-250, L-251



L-280, L-281, L-284, L-285



L-144 thru L-149



Z-124



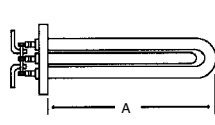
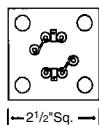
Z-083

OEM REPLACEMENT USE

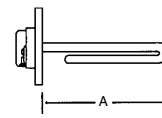
HATCO (CONT.)

Boosters/Heaters — Water (Cont.)

Description	Use	More Info Page #	OEM Number	Order Number
BOOSTER ELEMENTS (Cont.) 2-1/2" Square Flange w/Gasket				
208V 4500W A = 11 1/2"	Compact (9,13.5,27KW), Heavy-Duty (27,40.5KW), Imperial/Powermite (9,13.5,27,40.5KW)	2-11	R02.04.450.00 New R02-04-450 Old 02-04-450 Old	L-150
240V 4500W A = 11 1/2"	Same use a L-150	2-11	R02.04.451.00 New R02-04-451 Old 02-04-451 Old	L-151
208V 5000W A = 11 1/2"	Compact (5,15,30KW), Heavy-Duty (15,30,45KW), Imperial/Powermite (15,30,45KW)	2-11	R02.04.500.00 New R02-04-500 Old 02-04-500 Old	L-152
240V 5000W A = 11 1/2"	Same use a L-152	2-11	R02.04.501.00 New R02-04-501 Old 02-04-501 Old	L-153
346V 5000W A = 11 1/2"	Compact Heavy-Duty & Imperial/Powermite Where Applicable	2-11	R02.04.510.00 New R02-04-510 Old 02-04-510 Old	L-523
480V 5000W A = 9 1/2"	Compact (5,15,30KW), Heavy-Duty (15,30,45KW), Imperial/Powermite (15,30,45KW)	2-11	R02.04.502.00 New R02-04-502 Old 02-04-502 Old	L-522
208V 6000W A = 13 5/16"	Compact (18KW; 12KW - Single Phase only), Imperial/Powermite (18KW)	2-11	R02.04.600A.00 New R02-04-600A Old 02-04-600A Old	L-154
240V 6000W A = 13 5/16"	Compact (18, 36KW; 12KW - Single Phase only), Imperial/Powermite (18,36,54KW)	2-11	R02.04.603.00 New R02-04-603 Old 02-04-603 Old	L-155
480V 6000W A = 13 5/16"	Compact (18,36KW; 12KW - Single Phase only), Imperial/Powermite (18,36,54KW)	2-11	R02.04.605.00 New R02-04-605 Old 02-04-605	L-524
208V 7500W A = 15 1/4"	Compact (45KW)	2-12	R02.04.700.00 New R02-04-700 Old 02-04-700 Old 02-04-700A Old	L-288
240V 7500W A = 15 1/4"	Compact (45KW)	2-12	R02.04.701.00 New R02-04-701 Old 02-04-701 Old	L-289
480V 7500W A = 15 1/4"	Compact (45KW)	2-12	R02.04.703.00 New R02-04-703 Old 02-04-703 Old	L-290
208V 9000W A = 15 1/4"	Compact (54KW), Heavy-Duty (54KW), Imperial/Powermite (54KW After S/N 0000-FL01)	2-12	R02.04.710.00 New R02-04-710 Old 02-04-710 Old	L-291
240V 9000W A = 15 1/4"	Compact (54KW)	2-12	R02.04.711.00 New R02-04-711 Old 02-04-711 Old	L-292
480V 9000W A = 15 1/4"	Compact (54KW)	2-12	R02.04.713.00 New R02-04-713 Old 02-04-713 Old	L-293
208V 6500W A = 15 1/4"	Compact (39KW), Imperial/Powermite (58.5KW Before S/N 0000-FL01)	2-11	R02.04.650.00 New R02-04-650 Old 02-04-650 Old	L-329
208V 9750W A = 15 1/4"	Compact (58.5KW), Imperial/Powermite (58.5KW After S/N 0000-FL01)	2-12	R02.04.731.00 New R02.04.720.00 Old R02-04-720 Old 02-04-720 Old	L-322
240V 9750W A = 15 1/4"	Compact (58.5KW)	2-12	R02.04.721.00 New R02-04-721 Old 02-04-721 Old	L-323
480V 9750W A = 15 1/4"	Compact (58.5KW)	2-12	R02.04.735.00 New R02.04.724.00 Old R02-04-724 Old 02-04-724 Old	L-324



L-150 thru L-155,
L-329, L-522,
L-523, L-524



L-288 thru L-293,
L-322, L-323, L-324

OEM REPLACEMENT USE

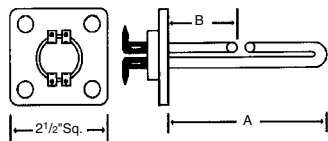
HATCO (CONT.)

Boosters/Heaters — Water (Cont.)

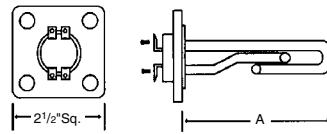
Description	Use	More Info Page #	OEM Number	Order Number
BOOSTER ELEMENTS (Cont) 2-1/2" Square Flange w/Gasket				
208V 3300W* A = 7 ³ / ₄ " B = 4 ¹ / ₂ "	FR (3, 3.3, 6.3KW)	2-12	R02.06.330.00 New R02-06-330 Old 02-06-330 Old	L-282*†
240V 3300W* A = 7 ³ / ₄ " B = 4 ¹ / ₂ "	FR (3, 3.3, 6.3KW)	2-12	R02.06.331.00 New R02-06-331 Old 02-06-331 Old	L-283*†
208V 4800W* A = 7 ³ / ₄ "	FR (4.8, 9.3KW)	2-12	R02.06.480.00 New R02-06-480 Old 02-06-480 Old	L-286*†
240V 4800W* A = 7 ³ / ₄ "	FR (4.8, 9.3KW)	2-12	R02.06.481.00 New R02-06-481 Old 02-06-481 Old	L-287*†
GASKET	For L-282, L-283, L-286 & L-287	2-12	05.06.005.00 New 05-06-005 Old	Z-124

Food Warmers/Holding Cabinets

ESSEX STEMCO T*STAT — 100-195°F w/Stfng Box, 3/8" Nickel <i>Humidity</i>	Series: FS, FSHC, FST	1-46	02.16.021.00 New 02-16-021 Old	E-301
T*STAT w/Capillary <i>Air</i>	Series: FDW, FS, FSHC, FST, GRSDS	See Below	02.16.002.00 New 02-16-002 Old	E-253
T*STAT w/o Capillary	Series: GRBW, GRDW, GRHW, GRS, GRSDH, GRSDS	See Below	02.16.028.00 New 02-16-028 Old	E-254
T*STAT	GRFFB, GRFFBL, HS1-722, HS2-596, AFST-2X	See Below	R02.16.029.00 New R02-16-029 Old 02-16-029 Old	H-170
KNOB (For E-253)	Series: GRBW, GRHD, GRHW, GRSDS	8-51	05.30.018.00 New 05-30-018 Old	K-182
KNOB	Series: FDW, FS, FSHC, FST Model: HDW-3	8-48	05.30.019.00 New 05-30-019 Old 05-30-006 Old	W-287
TEMP CONTROL DISPLAY	GRCW-1, GRTB-29, GRTB-33, GRTB-39; Series: GRSDS, AFST-2X	See Below	R02.01.049.00 New R02-01-049 Old 02-01-049 Old	CA-101
DIGITAL TEMP INDICATOR (See F-208 for Transformer)	Series: GRSDH, GRSDS	See Below	02.16.057.00 New 02-16-057 Old 02-16-040 N/L/A	CA-102
ON/OFF TOGGLE	GRFF, GRFFB, GRFFBL, GRFFL, HS1-722, HS1-1186, HS2-188, HS2-270, HS2-503, HS2-596; Series: GR, GRA, GRAH, GRBW, GRH, GRHD, GRHW, GRSDH, GRSDS (Newer Models)	3-3	R02.19.008A.00 New R02-19-008A Old R02.19.006.00 New R02-19-006 Old 02-19-008A Old 02-19-008 Old 02-19-006	A-265



L-282, L-283



L-286, L-287



Z-124



E-253



E-254



H-170



CA-101



CA-102

OEM REPLACEMENT USE

HATCO (CONT.)

Food Warmers/Holding Cabinets (Cont.)

Description	Use	More Info Page #	OEM Number	Order Number
ON/OFF TOGGLE	GRCW-1; Series: GRSDS (Older Models)	3-2	R02.19.016.00 New R02-19-016 Old 02-19-016 Old	A-283
SIGNAL LIGHT — Red, Round	GRCW-1; Series: FDW, FS, FSHC, FST, GRHD	3-19	02.19.154.00 New 02-19-154 02.19.070R.00	A-284
SIGNAL LIGHT — Red, Round	Series: GR, GRA, GRAH, GRH	3-19	02.19.151.00 New 02-19-151 Old 02-19-029 Old	A-346
SIGNAL LIGHT — Yellow, Round	Series: GR, GRA, GRAH, GRH	3-19	02.19.153.00 New 02-19-153 Old 02-19-101 Old	A-432
RELAY — 24V	GRCW-1; Series: GRSDS (Electronic Models)	See Below	R02.01.050.00 New R02-01-050 Old 02-01-050 Old	F-209
RELAY — 120V	Series: GRSDS (Thermostat Models)	See Below	02.01.236.00 New 02.01.060.00 Old 02-01-060 Old	F-210
RELAY, Control — 120V	Units Made After 11/86; Series: FDW, FS, FSD, FSDT, FSHC, FST, WFST	See Below	02.01.028.00 New 02-01-028 Old	F-172
INFINITE SWITCH — 120V	GRFF, GRFFB, GRFFBL, GRFFL, GRFS; Series: FDW, GR, GRA, GRAH, GRBW, GRH, GRHD, GRHW	See Below	R02.19.018.00 New R02-19-018 Old 02-19-018 N/L/A	I-130
INFINITE SWITCH — 208V	RMB-3B; Series: GR, GRA, GRAH, GRBW, GRH	See Below	R02.19.017.00 New R02-19-017 Old 02-19-017 Old	I-124
INFINITE SWITCH — 240V	Series: GR, GRA, GRAH, GRBW, GRH	1-54	R02.19.019.00 New 02-19-019 Old	I-125
BLOWER MOTOR KIT — 115V	Series: FS, FSHC, FST, WFST	See Below	R02.12.003.00 New R02-12-003 Old 02.12.003B.00 New 02-12-003B Old 02-12-003 Old	B-210
FLOAT SWITCH	Series: FDW, FS, FSHC, FST	See Below	R02.01.029.00 New R02-01-029 Old 02-01-029 Old	C-320
SINGLE LAMP SOCKET	GRCW-1, HS1-1186, HS2-188, HS2-270, HS2-503; Series: FS, FST, GR, GRA, GRACL, GRAH, GRBW, GRH, GRHD, GRHW, GRSDH, GRSDS	See Below	02.30.044.00 New 02-30-044 Old	W-429



F-209



F-210



F-172



I-124, I-130



B-210



C-320



W-429

OEM REPLACEMENT USE

HATCO (CONT.)

Food Warmers/Holding Cabinets (Cont.)

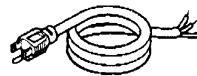
Description	Use	More Info Page #	OEM Number	Order Number
TWIN LAMP SOCKET	GRHD-2P, GRHD-3P, GRHD-4P, GRFF, GRFFB, GRFFBL, GRFFL, HS1-722, HS1-1186; Series: GR, GRA, GRACL, GRAH, GRBW, GRDW, 135-BK, GRHW, PFST	See Below	02.30.045.00 New 02-30-045 Old	W-430
COATED BULB — 120V/60W	FDW-1, FDW1X, GRAIHL54D (Boston Market), GRCW-1, GRCW-2, GRFF, GRFFB, GRFFBL, GRFFL, HS1-722, HS1-1186, HS2-188, HS2-270, HS2-503, HS2-596; Series: FS, FSHC, FST, GR, GRA, GRAH, GRBW, GRH, GRHD, GRHW, GRSDH, GRSDS	3-21	02.30.043.00 New 02-30-043 Old	W-431
COATED BULB — 230V/50W	HS1-722, HS1-1186, HS2-188, HS2-270, HS2-503 (All England & Germany)	3-21	02.30.058.00 New 02-30-058 Old 02-30-057 N/L/A	SQ-108
CORD/PLUG	GRFF, GRFFBL, GRCW-1, GRDW, GRHD-2P, GRHD-2PD, GRHD-3P, GRHD-3PD, GRSDH-36D, GRSDS-36D	See Below	R02.18.030.00 New R02-18-030 Old 02-18-030 Old	Q-179
CORD GRIP — 2/Pkg, Right Angle, Plastic	GRFF, GRFFBL, GRCW-1, GRDW, GRS, GRSDH-36D, GRSDS-36D, HS1-722	See Below	02.20.206.00 New 02-20-206 Old	Q-180
CORD GRIP — 2/Pkg, Straight, Plastic	GRSDH-52D, GRSDS-41D, GRSDS-52D	See Below	02.20.226.00 New 02-20-226 Old	Q-186
CHROME SPACER ROD	GRSDS-36D, GRSDS-41D, GRSDS-52D	See Below	04.15.112.00 New 04-15-112 Old	CR-115
PAN, HI TEMP — Plastic	GRCW-1	See Below	04.09.225.00 New 04-09-225 Old	SP-318
PAN LID — Plastic	GRCW-1	See Below	04.09.226.00 New 04-09-226 Old	SP-319



W-430



**W-431
SQ-108**



Q-179



Q-180



Q-186



CR-115



SP-318



SP-319

OEM REPLACEMENT USE

HATCO (CONT.)

Food Warmers/Holding Cabinets (Cont.)

Description	Use	More Info Page #	OEM Number	Order Number
ADJUSTABLE LEG	Series: GRHD	See Below	05.30.007.00 New 05-30-007 Old	W-288
FOOT — METAL	Series: GRBW, GRDW, GRHW, GRS, GRSDH, GRSDS	See Below	05.04.087.00 New 05-04-087 Old	W-381
FOOT COVER — RUBBER	HS1-722; Series: GRBW, GRDW, GRHW, GRS, GRSDH, GRSDS	See Below	05.06.038.00 New 05-06-038 Old	W-382
FEET — Rubber (4/Pkg)	GRCW-1	See Below	R05.30.029.00 New R05-30-029 Old 05-30-029 Old	W-392
PAN STOP	GRCW-1	See Below	R05.04.150.00 New R05-04-150 Old 05.04.150.00 New 05-04-150 Old	W-388
DOOR MAGNET	Series: FS, FSHC, FST	See Below	05.30.005.00 New 05-30-005 Old	D-184
HEATING ELEMENTS				
BLANKET ELEMENT — 120V/150W	GRCW-1	2-10	02.05.204.00 New 02-05-204 Old	L-460
BLANKET ELEMENT — 120V/440W	GRSDS-52D (Lower Shelf)	2-10	02.05.205.00 New 02-05-205 Old	L-458
ELEMENT GUARD 36"	GRSDH-36D, GRSDS-36D	See Below	04.37.100.00 New 04-08-101 Old 04-08-039 Old	W-395



W-288



W-381



W-382



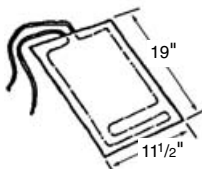
W-392



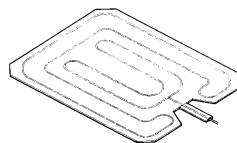
W-388



D-184



L-460



L-458



W-395

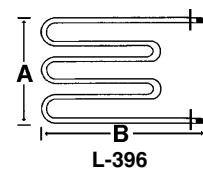
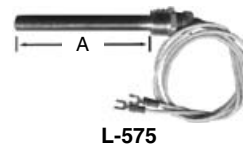


OEM REPLACEMENT USE

HATCO (CONT.)

Food Warmers/Holding Cabinets (Cont.)

Description	Use	More Info Page #	OEM Number	Order Number
HEATING ELEMENTS (Cont.)				
120V 750W A = 9 ⁵ / ₈ " B = 2 ¹ / ₄ "	HS1-1186, GRFSC-24	2-10	02.07.001.00 New 02-07-001 Old	L-447*
115V 250W A = 31 ¹ / ₂ "	GRSDS-36D	2-9	R02.08.223D.00 New R02-08-223 Old 02-08-223 Old	L-503
115V 280W A = 36 ³ / ₄ "	GRSDS-41D	2-9	R02.08.224D.00 New R02-08-224 Old 02-08-224 Old	L-504
115V 325W A = 18 ³ / ₈ "	GRCW-1	2-9	R02.08.400D.00 New R02-08-400 Old 02-08-400 Old	L-459
115V 350W A = 13 ¹ / ₂ "	GRAH-18, GRFF-18	2-9	R02.08.126D.00 New R02-08-126 Old 02-08-126 Old	L-272
115V 360W A = 47 ¹ / ₂ "	GRSDS-52D, HS2-503	2-9	R02.08.212D.00 New R02-08-212 Old 02-08-212 Old	L-502
115V 475W A = 31 ¹ / ₄ "	HS2-270	2-9	R02.08.203D.00 New R02-08-203 Old 02-08-203 Old	L-500
115V 500W A = 19 ¹ / ₂ "	GRAH24, GRFF, GRFFB, GRFFBL, GRFFL, GRFS, HS1-722	2-9	R02.08.101D.00 New R02-08-101 Old 02-08-101 Old	L-430
115V 550W A = 37 ¹ / ₄ "	HS2-188, GRAL-51D	2-9	R02.08.204D.00 New R02-08-204 Old 02-08-204 Old	L-501
115V 660W A = 25 ¹ / ₄ "	GRAH(30,30D)	2-9	R02.08.127D.00 New R02-08-127 Old 02-08-127 Old	L-589
115V 800W A = 31 ¹ / ₂ "	High Wattage Glo-Ray Units	2-9	R02.08.104D.00 New R02-08-104 old 02-08-104 Old	L-431
115V 950W A = 37 ¹ / ₄ "	GRHW-2P, GRAH-42, GRBW-42	2-9	R02.08.107D.00 New R02-08-107 Old 02-08-107 Old	L-513
115V 1100W A = 43 ¹ / ₂ "	GR48; GRAH-72 (Tandem Units), GRAH-96 (Tandem Units)	2-9	R02.08.110D.00 New R02-08-110 Old 02-08-110 Old	L-432
115V 1400W A = 55 ¹ / ₄ "	GRBW-60	2-9	R02.08.113D.00 New R02-08-113 Old 02-08-113 Old	L-570
120V 600W A = 4 ¹ / ₄ "	Water Element — Series: FDW, FS, FSHC, FST	2-10	R02.05.002.00 New R02-05-002 Old 02-05-002 Old	L-575
120V 800W A = 4 ³ / ₄ " B = 5 ³ / ₈ "	Air Element — Series: FDW, FS, FSHC (Old Style only), FST, PFST	2-10	R02.08.010A.00 New R02-08-010A Old 02-08-010A Old	L-396
208V 500W A = 19 ¹ / ₂ "	High Wattage Glo-Ray Units	2-9	R02.08.102D.00 New R02-08-102 Old 02-08-102 Old	L-568
208V 800W A = 31 ¹ / ₄ "	High Wattage Glo-Ray Units	2-9	R02.08.105D.00 New R02-08-105 Old 02-08-105 Old	L-577
208V 1100W A = 43 ¹ / ₂ "	High Wattage Glo-Ray Units	2-9	R02.08.111D.00 New R02-08-111 Old 02-08-111 Old	L-578

* This element is made of ceramic.



OEM REPLACEMENT USE

HATCO (CONT.)

Food Warmers/Holding Cabinets (Cont.)

Description	Use	More Info Page #	OEM Number	Order Number
HEATING ELEMENTS (Cont.)				
208V 1400W A = 55 ¹ / ₄ "	GRAH-120(D), GRAH-60D	2-9	R02.08.114D.00 New R02-08-114 Old 02-08-114 Old	L-571
240V 350W A = 13 ¹ / ₄ "	High Wattage Glo-Ray Units	2-9	R02.08.135D.00 New R02-08-135 Old 02-08-135 Old	L-572
240V 500W A = 19 ¹ / ₂ "	High Wattage Glo-Ray Units	2-9	R02.08.103D.00 New R02-08-103 Old 02-08-103 Old	L-573
240V 800W A = 31 ¹ / ₂ "	High Wattage Glo-Ray Units	2-9	R02.08.106D.00 New R02-08-106 Old 02-08-106 Old	L-574
240V 1100W A = 43 ¹ / ₂ "	High Wattage Glo-Ray Units	2-9	R02.08.112D.00 New R02-08-112 Old 02-08-112 Old	L-569
240V 1400W A = 55 ¹ / ₄ "	High Wattage Glo-Ray Units	2-9	R02.08.115D.00 New R02-08-115 Old 02-08-115 Old	L-579

Ovens

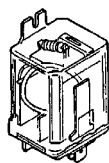
TERMINAL BLOCK — 3 Pole	Chef System (Automatic Models)	See Below	R02.15.047.00 New R02.15.001.00 R02-15-001 Old 02-15-001 Old	F-206
CONTROL RELAY — 10A/15A-240V, DPST	Chef System (Manual & Smoker Models)	See Below	R02.10.025.00 New R02-15-025 Old 02-15-025 Old	F-207

Toasters

ESSEX STEMCO T'STAT — 450-550°F	All except TQ300	1-46	02.16.011.00 New 02-16-011 Old	E-230
ON/OFF/ON Rotary Selector <i>Bun Toast</i>	105E; Series: TK, TRH	See Below	R02.19.082.00 New R02-19-082 Old 02-19-082 Old 02-19-021 Old	A-270
AXIAL FAN — 120V	TQ-(300,700)	See Below	02.12.008A.00 New 02-12-008A Old	B-199
AXIAL FAN — 240V	TQ-700, TQ-700BA, TQ-700ENG	See Below	02.12.010.00 New 02-12-010 Old	B-200
GEAR MOTOR — 208V	Series: TK, TRH	See Below	R02.12.020.00 New R02-12-020 Old 02-12-020 Old	W-257
GEAR MOTOR — 230V	Series: TK, TRH	See Below	R02.12.021.00 New R02-12-021 Old 02-12-021 Old	W-258
GEAR MOTOR — 208V	TK4, TK6	See Below	R02.12.022.00 New R02-12-022 Old 02-12-022 Old	W-259



F-206



F-207



A-270



B-199, B-200



W-257, W-258



W-259

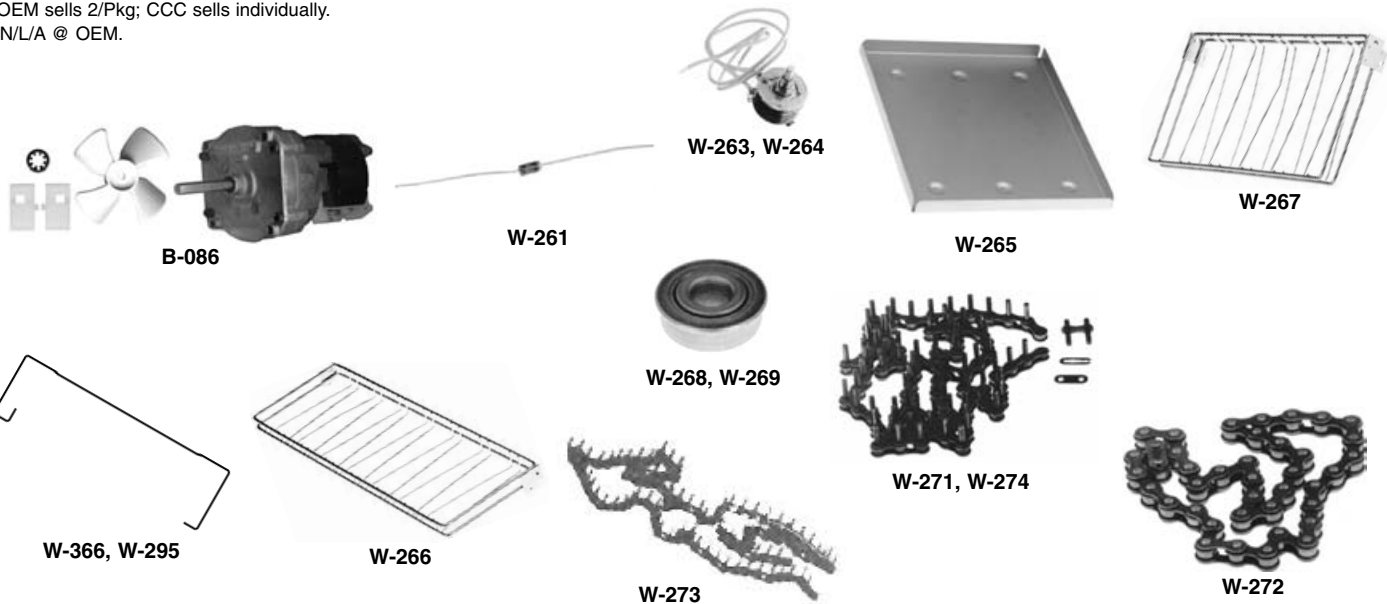
OEM REPLACEMENT USE

HATCO (CONT.)

Toasters (Cont.)

Description	Use	More Info Page #	OEM Number	Order Number
GEAR MOTOR w/Fan — 120V	Series: TQ, (Not TQ-10), TRH	See Below	R02.12.024.00 New R02-12-024 Old 02-12-024 Old	B-086
FUSE — SC-1	TK100, TK135B, TK155B, TRH50, TRH100B	3-31	R02.03.005A.02 New* R02-03-005A-02 Old* 02-03-005A Old	Q-603
DIODE — F-8	All	See Below	02.40.002.00 New 02-40-002 Old	W-261
RHEOSTAT — 100 Ohm, 120V	TQ300, TRH50, TRH100B, & Some other 120V Models	See Below	R02.13.100.00 New R02-13-100 Old 02-13-100 Old	W-263
RHEOSTAT — 150 Ohm, 208V	TK72, TK90B, TK100, TK135B, TK155B, TRH50 TRH60 & Some Other 208V Models	See Below	R02.13.111.00 New R02-13-111 Old 02-13-111 Old	W-264
TOAST PAN	2 Slice Models	See Below	04.05.050.00 New 04-05-050 Old	W-265
CONVEYOR BASKET	Upright 2 Slice Models	See Below	04.05.142.00 New 04-05-142 Old	W-267
CONVEYOR HOLD DOWN BAR	Upright 2 Slice Models	See Below	04.05.143.00 New 04-05-143 Old	W-366
CONVEYOR BASKET	Upright 3 Slice Models	See Below	04.05.122.00 New 04-05-122	W-266
CONVEYOR HOLD DOWN BAR	Series: TK, (3 Slice Models)	See Below	04.05.123.00 New 04-05-123 Old	W-295
LOWER BEARING 3/4" (Old Style)	Series: TK, TRH	See Below	05.02.011.00 New 05-02-011 Old 05-02-002A Old 05-02-002 Old	W-268
UPPER BEARING 1" (New Style)	Series: TK, TRH	See Below	05.02.011.00 New 05-02-011 Old 05-02-002A Old 05-02-002 Old	W-269
CONVEYOR CHAIN (1 Chain-78 Pins)	Series: TRH	See Below	R05.03.001.00 New R05-03-001 Old 05-03-001 Old	W-271
DRIVE CHAIN	Series: TQ, TRH	See Below	05.03.003.00 New 05-03-003 Old	W-272
DRIVE CHAIN	Series: TK	See Below	05.03.006.00 New 05-03-006 Old	W-273
CONVEYOR CHAIN	Series: TK	See Below	R05.03.007A.00 New R05-03-007A Old 05-03-007A Old 05-03-007 Old	W-274

* OEM sells 2/Pkg; CCC sells individually.
 † N/LA @ OEM.



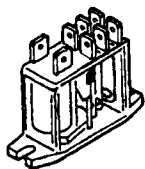
OEM REPLACEMENT USE

HATCO (CONT.)

Toasters (Cont.)

Description	Use	More Info Page #	OEM Number	Order Number
RELAY — 10A/15A-240V, DPST	TQ700H	See Below	02-01-058*	F-224
SPRING	Most Models	See Below	05.08.001.00 New 05-08-001 Old	W-275
TERMINAL BLOCK	TQ300	See Below	R02.15.001.00 New R02-15-001 Old R02.15.047.00 New 02-15-001 Old	F-206
CORD/PLUG	TQ300	See Below	R02.18.030.00 New R02-18-030 Old 02-18-030 Old	Q-179
CORD GRIP (2/Pkg, 115V Units)	TQ300	See Below	02.20.206.00 New 02-20-206 Old	Q-180
CONVEYOR SPROCKET	Most Models	See Below	05.09.020.00 New 05-09-020 Old	W-277
SPROCKET w/Clutch	Most Models	See Below	R05.09.022.00 New R05-09-022 Old 05-09-022 Old	W-278
DRIVE SPROCKET — 10T	TK4, TK6, TK72, TK100, TQ300	See Below	R05.09.027.00 New R05-09-027 Old 05-09-027 Old	W-280
CLUTCH SPROCKET — 10T	Most Models	See Below	05.09.031.00 New 05-09-031 Old	W-284
KNOB — Manual Advance	All Except TQ300	8-53	05.30.001.00 New 05-30-001 Old	W-285
KNOB — Rotary Selector (For Switch A-270)	All	8-48	05.30.020.00 New 05-30-020 Old 05-30-004 Old	W-286
KNOB — Speed Control	All Except TQ300	8-48	05.30.019.00 New 05-30-019 Old 05-30-006 Old	W-287
FOOT — Metal	TQ300	See Below	05.04.087.00 New 05-04-087 Old	W-381
FOOT COVER (4/Pkg)	TQ300	See Below	05.06.038.00 New 05-06-038 Old	W-382
ADJUSTABLE LEG	All Except TQ300	See Below	05.30.007.00 New 05-30-007 Old	W-288

* N/L/A @ OEM.



F-224



W-275



F-206



Q-179



Q-180



W-277



W-278



W-280



W-284



W-285



W-286



W-287



W-381



W-382



W-288

Call Us: (U.S. & Canada)
1-800-332-2500

Fax Us: (U.S. & Canada)
1-800-227-1511



Section 10

OEM REPLACEMENT USE


HATCO (CONT.)

Toasters (Cont.)

Description	Use	More Info Page #	OEM Number	Order Number
HEATING ELEMENTS				
115V 200W A = 13½"	Toast-King & Toast-Rite	2-10	R02.09.001.00 New R02-09-001 Old 02-09-001 Old	L-374
104V 200W A = 13½"	Toast-King & Toast-Rite	2-10	R02.09.002.00 New R02-09-002 Old 02-09-002 Old	L-375
104V 250W A = 13½"	Toast-King & Toast-Rite	2-10	R02.09.005.00 New R02-09-005 Old 02-09-005 Old	L-376
115V 250W A = 13½"	Toast-King & Toast-Rite	2-10	R02.09.004.00 New R02-09-004 Old 02-09-004 Old	L-377
115V 125W A = 18"	Toast-King & Toast-Rite	2-10	R02.09.019.00 New R02-09-019 Old 02-09-019 Old	L-378
104V 250W A = 18"	Toast-King & Toast-Rite	2-10	R02.09.017.00 New R02-09-017 Old 02-09-017 Old	L-380
115V 250W A = 18"	Toast-King & Toast-Rite	2-10	R02.09.018.00 New R02-09-018 Old 02-09-018 Old	L-381
120V 200W A = 12¾"	TQ-300, TQ-700(BA)	2-10	R02.09.030.00 New R02-09-030 Old 02-09-030 Old	L-738
120V 325W A = 12¾"	TQ-300, TQ-700(BA)	2-10	R02.09.031.00 New R02-09-031 Old 02-09-031 Old	L-739
208V 200W A = 12¾"	TQ-300, TQ-700(BA)	2-10	R02.09.037.00 New R02-09-037 Old 02-09-037 Old	L-740
208V 325W A = 12¾"	TQ-300, TQ-700(BA)	2-10	R02.09.040.00 New R02-09-040 Old 02-09-040 Old	L-741
240V 200W A = 12¾"	TQ-300, TQ-700(BA)	2-10	R02.09.039.00 New R02-09-039 Old 02-09-039 Old	L-742
240V 325W A = 12¾"	TQ-300, TQ-700(BA)	2-10	R02.09.042.00 New R02-09-042 Old 02-09-042 Old	L-743
60V 250W A = 14¾"	TRH50	2-10	R02.09.024.00 New R02-09-024 Old 02-09-024 Old	L-745

OEM Replacement Use

10



L-374 thru L-378, L-380, L-381, L-738 thru L-745