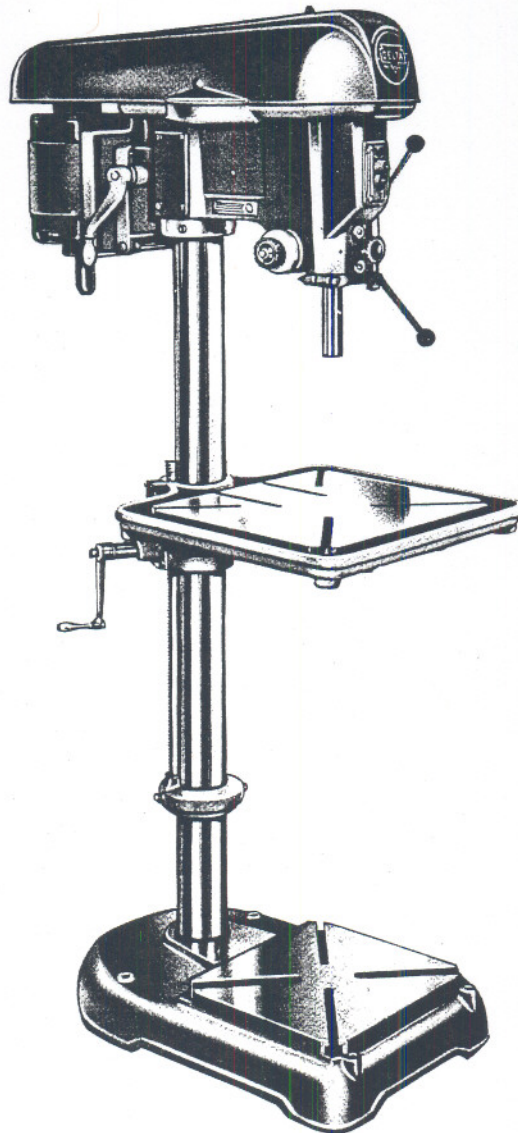


DELTA - ROCKWELL 20" DRILL PRESS PARTS MANUAL



PM-1879

20-INCH DRILL PRESS

PART NO.	DESCRIPTION	QUAN- TITY	PRICE
#20-427	Hand-Feed Head Assembly (See figure 2 for details)		
#20-437	Belt Guard Assembly	1	
DP1186S	Hinge Strap	2	
DP1178	Guard Link	1	
DP1179	Linkage Bar	1	
DP1181	Stud—Delta Guard	1	
DP1183	Upper Guard	1	
DP1186	Name Plate	1	
LBS-233	Acorn Nut, 1/4-28	1	
SR235	Carriage Bolt, 1/4-20 x 3/4	3	
SP821			

PART NO.	DESCRIPTION	QUAN- TITY	PRICE
SP1614	Washers, 1/4 SAE	10	
SP1034	Hex Jam Nuts, 1/4-20	6	
SP2256	Rd. Hd. Drive Scrs., #4 x 5/16	2	
DP1401	Lock Nut, 1/4-20	6	
SP1605	Washer	5	
#20-641	Motor Pulley Assembly	1	
DP1451	Pulley	1	
SP217	Hollow Set Screw, 5/16-18 x 1/2	1	
SP607	Hex Head Screw, 5/16-18 x 1-1/4	4	
SP1703	Lock Washer, Medium, 5/16-18	4	

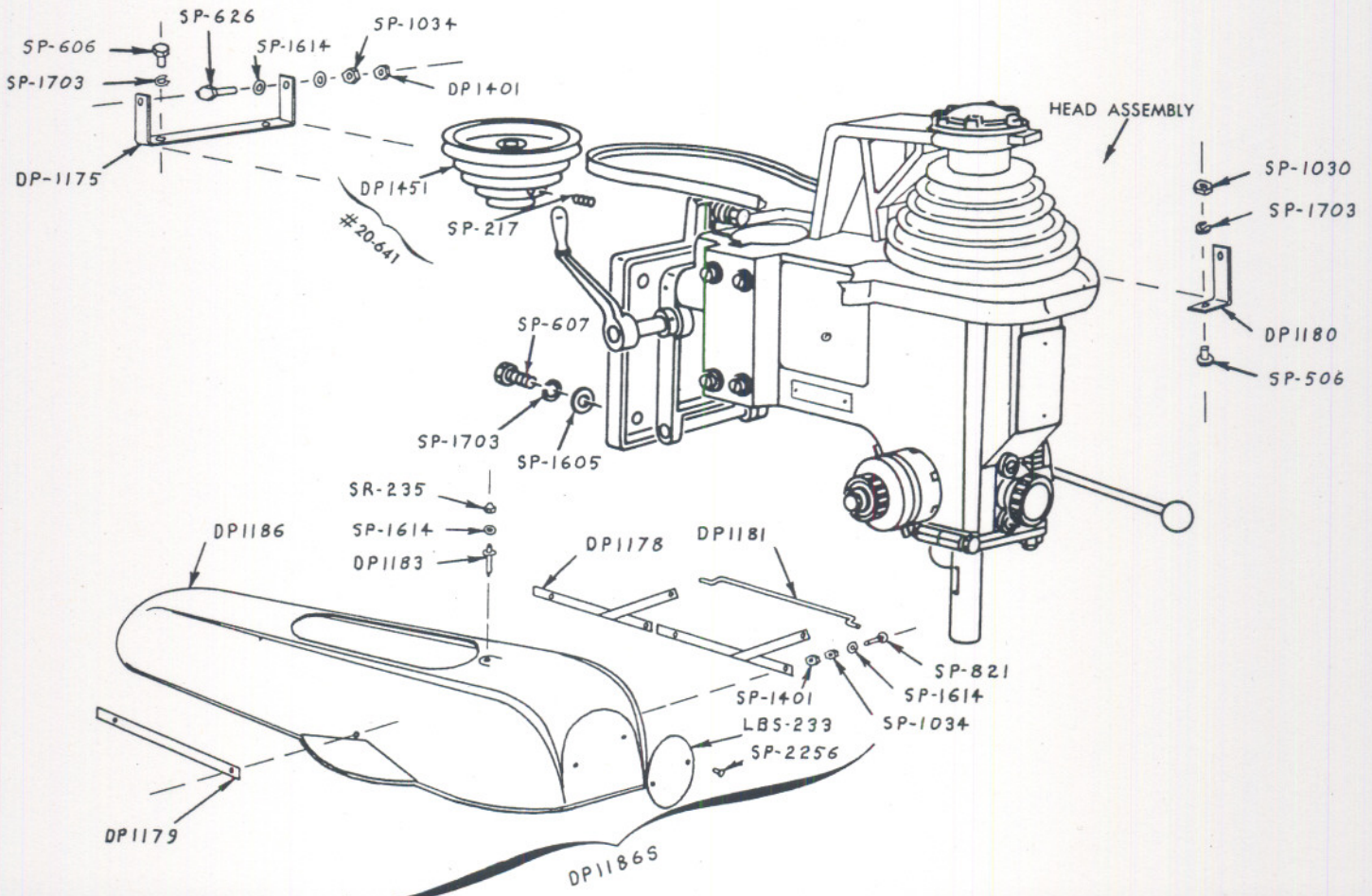


Figure 1. Hand-Feed Head, Belt Guard, and Motor Pulley

20-INCH DRILL PRESS

PART NO.	DESCRIPTION	QUAN-TITY	PRICE
	Hand-Feed Head Assembly (No. 2 Morse Taper Spindle)	1	
	Hand-Feed Head Assembly (No. 3 Morse Taper Spindle)	1	
DP1171	Head	1	
DP1002	Pinion	1	
DP1173	Top Bearing Holder	1	
DP1008S	Pulley Assembly	1	
DP1008	Insert	1	
DP1449	Pulley Bearing Spacer	1	
SP2668	Key	1	
DP1448	Pulley	1	
SP5360	Bearing	2	
SP217	Hollow Set Screw, 5/16-18 x 1/2	2	
DP1009	Bottom Bearing Holder	1	
DP1012S	Spindle Assembly (No. 2 Morse Taper)	1	
	or		
DP1013S	Spindle Assembly (No. 3 Morse Taper)	1	
DP1003	Rack	1	
DP1012	Spindle (No. 2 Morse Taper) ..	1	
	or		
DP1013	Spindle (No. 3 Morse Taper) ..	1	
DP1050	Flinger Collar	1	
DP1443	Collar	1	
DP1354	Snap Ring	1	
DP1481	Lower Bearing	1	
DP1468	Upper Bearing	1	
SP217	Hollow Set Screw, 5/16-18 x 1/2	2	
DP1014S	Return Spring and Housing Assem- bly	1	
DP1014	Spring Housing	1	
DP1440	Return Spring	1	
	Groove Pin, No. 4, 3/16 x 3/4 ..	2	
DP1015S	Hand Wheel Assembly	1	
DP1015	Hand Wheel Hub	1	
DP1441	Hand Wheel Spoke	3	
DP1454	Hand Wheel Knob	3	
DP1182S	Motor Plate Assembly (See figure 3 for details)	1	
DP1010S	Depth Gage and Nut Assembly ..	1	
DP1010	Depth Gage Assembly	1	
DP1038	Adjusting Stop Collar	1	
SP674	Depth Gage	1	
	Hex Head Screw, 5/16-24 x 2-3/4	1	
SP1206	Hex Nut, 5/16-24	1	
SP1006	Hex Jam Nut, 5/8-18	1	
SP1620	Washer, S.A.E., 5/16	1	
SP1717	Lock Washer, Medium, 5/8 ..	1	
DP1470	Depth Gage Adjusting Nut	2	
DP1465	Washer	1	
DP1039	Oil Splash Guard Sleeve	1	
DP1186S	Belt Guard Assembly (See figure 1 for details)	1	
DP1175	Rear Bracket	1	
DP1176	L. H. Side Cover	1	
DP1177	R. H. Side Cover	1	
DP1185	Guard Pan	1	
DP1180	Front Bracket	1	
DP1496	Sleeve	2	
DP1497	Spring Clip	1	
DP1354	Snap Ring	1	
DP1353	"O" Ring	1	
DP1415	Roll Pin, 5/32 x 1-1/4	1	

PART NO.	DESCRIPTION	QUAN-TITY	PRICE
DP1070	Elevating Unit Opening Cover Plate	1	
DP1088	Depth Gage Guide	1	
DP1479	Depth Vernier	1	
DP1478	Pinion Retainer	1	
DP1477	Pinion Socket Head Retaining Screw	1	
DP1475	Quill Adjusting Screw	2	
DP1394S	Quill Locking Stud Assembly	1	
DP1394	Quill Locking Stud	1	
DP1442	Hand Knob	1	
SP2433	Groove Pin, No. 1, 5/32 x 7/8 ..	1	
DP1474	Spring Pin	1	
DP1473	Head Locking Stud	1	
DP1489	Crown Nut	1	
DP1488	Locking Block	1	
DP1469	Quill Locking Plug	3	
DP1467	Adjusting Plug Washer	2	
DP1486	Washer	1	
DP1485	Washer	1	
DP1391	(D) Washer	1	
DP1464	Bearing Spring Washer	1	
SP2486	Ball Oiler, 1/4-inch	1	
SP2662	Key	1	
DP1451 A	Motor Pulley Assembly (See figure 1 for details)	1	
# 521	"V" Belt	1	
DP1452	Hand Knob	1	
DP1367	Switch Cover	1	
SP605	Hex Head Screw, 5/16-18 x 1/2 ..	5	
SP607	Hex Head Screw, 5/16-18 x 3/4 ..	1	
SP671	Hex Head Screw, 1/2-20 x 1	1	
SP553	Round Head Screw, No. 6-32 x 1/2	2	
SP503	Round Head Screw, 1/4-20 x 5/8	2	
	Socket Head Screw, 5/16-18 x 3/4	3	
SP208	Hollow Set Screw, 1/4-20 x 1/4 ..	1	
SP1605	Washer, St'd., 5/16	1	
SP1620	Washer, S.A.E., 5/16	4	
SP1703	Lock Washer, Medium, 5/16	3	
	Roll Pin, 3/16 x 5/8	3	
SP626	Hex Head Screw, 1/4-20 x 3/4	3	
SP606	Hex Cap Screw, 5/16-18 x 5/8	2	
SP1030	Hex Nut, 5/16-18	1	
SP501	Round Head Screw, 1/4-20 x 1	2	
SP912	Round Head Bolt, 1/4-20 x 4-1/2 ..	1	
SP5000	Serial Number Plate		
SP1029	Hex Nut, 1/4-20	1	
SP2252	# 2 Rd. Hd. Dr. Rivet, 3/16 Lg.	2	
SP506	Round Head Screw, 5/16-18 x 5/8 ..	1	

20-INCH DRILL PRESS

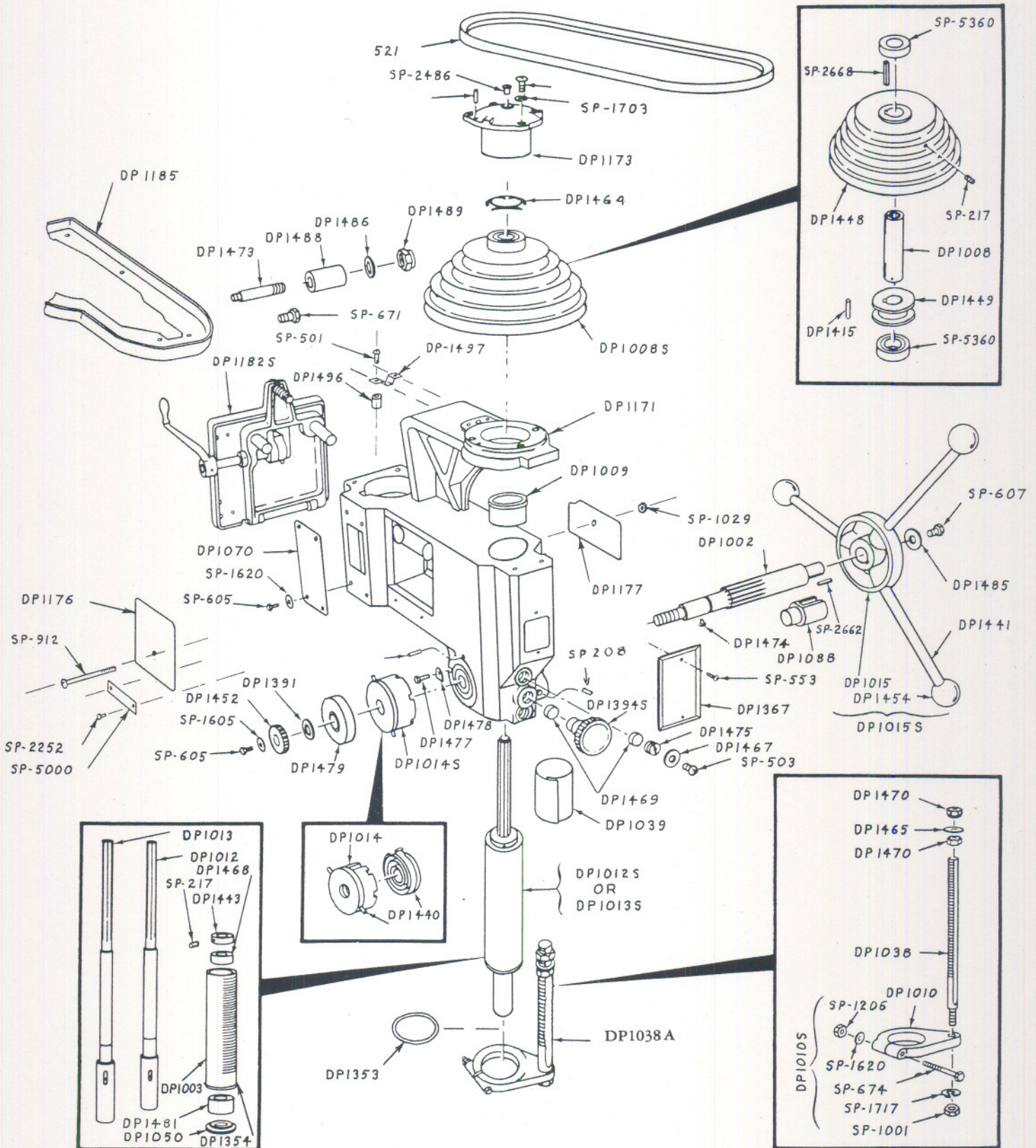


Figure 2. Hand-Feed Head

20-INCH DRILL PRESS

PART NO.	DESCRIPTION	QUAN-TITY	PRICE
DP1182S	Motor Plate Assembly	1	
DP1182	Motor Base	1	
DP1019S	Motor Base Bracket Assembly ...	1	
DP1019	Motor Mounting Plate	1	
DP1499	Short Pin	1	
DP1498	Long Pin	1	
SP2730	Roll Pin, 3/16 x 1-1/2	2	
DP1110	Motor Mount Cam	1	
DP1457S	Collar Assembly	1	
DP1457	Collar	1	
SP208	Hollow Set Screw, 1/4-20 x 1/4	2	
	Snap Ring, Waldes # 51-50	2	
DP1458S	Shaft Assembly	1	
DP1458	Shaft	1	
DP1416	Handle	1	
DP1415	Roll Pin, 5/32 x 1-1/4	1	
DP1494	Base Hinge Pin	1	
DP1412	Spring	1	
	Hex Head Screw, 1/2-13 x 3	1	
SP1107	Hollow Set Screw, 5/16-18 x 1	1	
SP1106	Hex Jam Nut, 1/2-13	1	

PART NO.	DESCRIPTION	QUAN-TITY	PRICE
# 20-527	Power-Feed Head Assembly (See figure 5 for details)		
# 20-537	Belt Guard Assembly	1	
DP1186S	Hinge Strap	2	
DP1178	Guard Link	1	
DP1179	Linkage Bar	1	
DP1181	Stud—Delta Guard	1	
DP1183	Upper Guard	1	
DP1186	Name Plate (3-5/16 D) Delta	1	
LBS-233	Acorn Nut, 1/4-28	1	
SR235	Carriage Bolt, 1/4-20 x 3/4	3	
SP821	Washers, 1/4 SAE	10	
SP1614	Hex Jam Nuts, 1/4-20	6	
SP1034	Rd. Hd. Drive Scrs., # 4 x 5/16	2	
SP2256	Lock Nut, 1/4-20	6	
DP1401	Washer	4	
SP1605	Motor Pulley Assembly	1	
# 20-641	Pulley	1	
DP1451	Hollow Set Screw, 5/16-18 x 1/2	1	
SP217	Hex Head Screw, 5/16-18 x 1-1/4	4	
SP607	Lock Washer, Medium, 5/16	4	
SP1703			

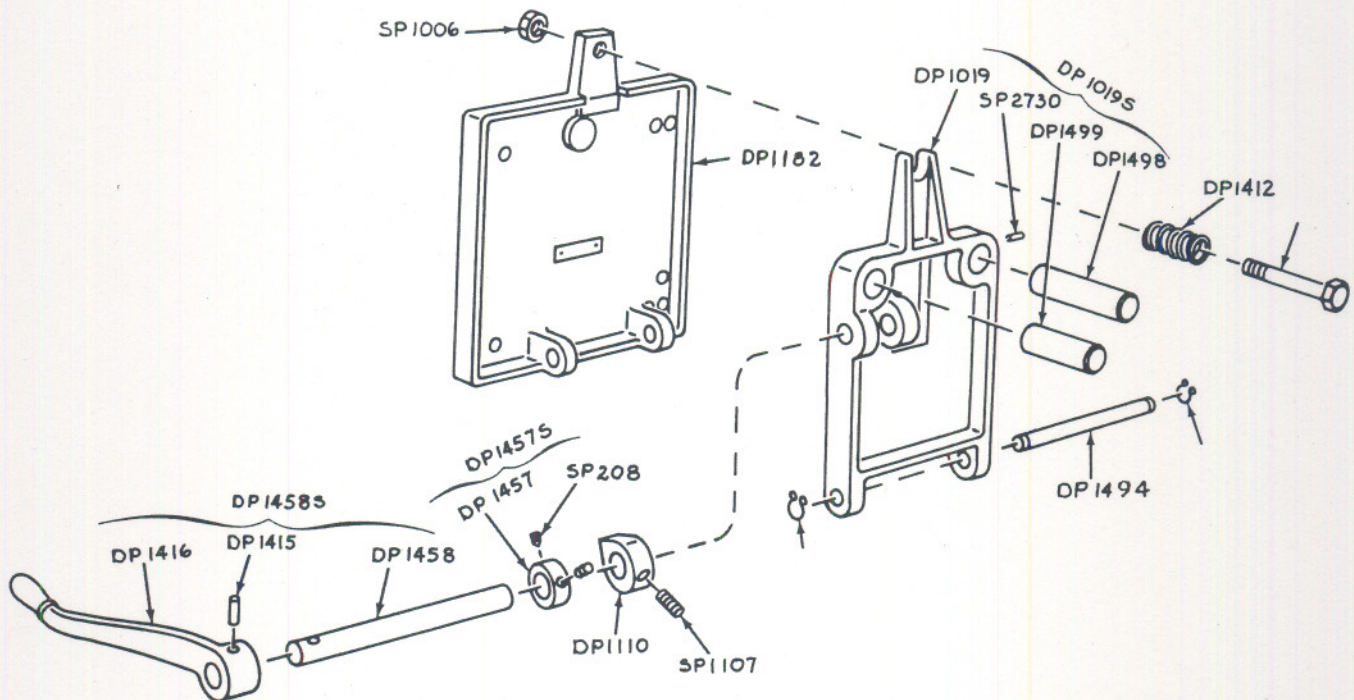


Figure 3. Motor Plate

20-INCH DRILL PRESS

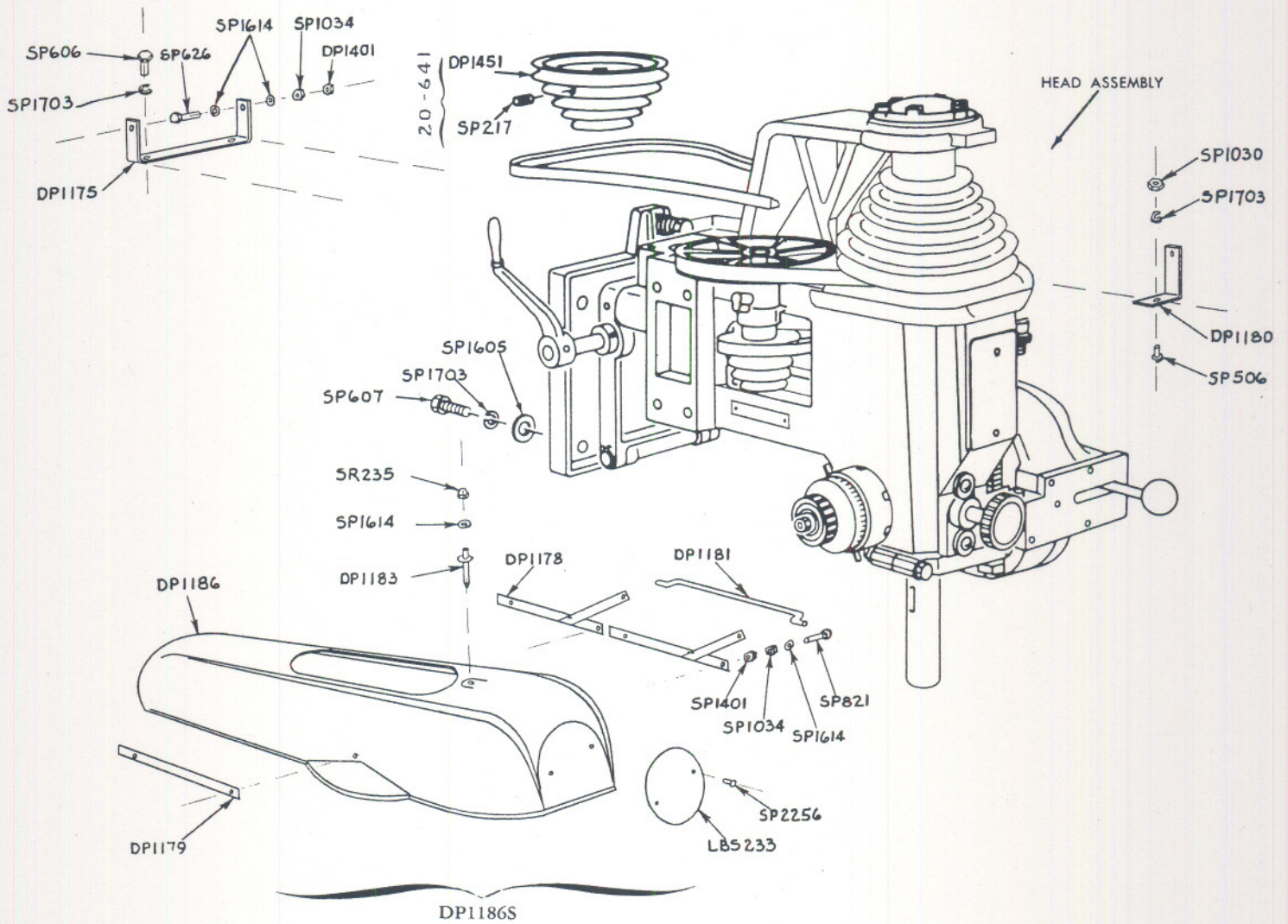


Figure 4. Power-Feed Head, Belt Guard, and Motor Pulley

PART NO.	DESCRIPTION	QUAN- TITY	PRICE
	Power-Feed Head Assembly (No. 2 Morse Taper Spindle)	1	
	Power-Feed Head Assembly (No. 3 Morse Taper Spindle)	1	
DP1171	Head	1	
DP1005	Pinion	1	
DP1173	Top Bearing Holder	1	
	Pulley Assembly	1	
	Insert	1	
DP1008	Key	1	
SP2668	Pulley	1	
DP1449	Pulley	1	
DP1448	Bearing	2	
SP5360	Hollow Set Screw, 5/16-18 x 1/2	1	
SP217	Roll Pin, 5/32 x 1-1/4	1	
SP1430	Bottom Bearing Holder	1	
DP1009	Spindle Assembly (No. 2 Morse Taper)	1	
DP1012S	or Spindle Assembly (No. 3 Morse Taper)	1	
DP1013S	Spindle Assembly (No. 3 Morse Taper)	1	

PART NO.	DESCRIPTION	QUAN- TITY	PRICE
DP1003	Rack	1	
DP1012	Spindle (No. 2 Morse Taper) ..	1	
	or		
DP1013	Spindle (No. 3 Morse Taper) ..	1	
DP1050	Flinger Collar	1	
DP1443	Collar	1	
DP1354	Snap Ring	1	
DP1481	Lower Bearing	1	
DP1468	Upper Bearing	1	
SP217	Hollow Set Screw, 5/16-18 x 1/2	2	
DP1014S	Return Spring and Housing Assembly	1	
DP1014	Spring Housing	1	
DP1440	Return Spring	1	
	Groove Pin, No. 4, 3/16 x 3/4	2	
DP1015S	Hand Wheel Assembly	1	
DP1015	Hand Wheel Hub	1	
DP1441	Hand Wheel Spoke	3	
DP1454	Hand Wheel Knob	3	
DP1182S	Motor Plate Assembly (See figure 3 for details)	1	

20-INCH DRILL PRESS

PART NO.	DESCRIPTION	QUAN-TITY	PRICE
	Power-Feed Head Assembly (Cont'd.)		
	Depth Gage and Stop Assembly	1	
DP1038 A	Depth Gage and Nut Assembly	1	
DP1010S	Depth Gage Assembly	1	
DP1010	Adjusting Stop Collar	1	
DP1038	Depth Gage	1	
SP674	Hex Head Screw, 5/16-24 x 2-3/4	1	
SP1206	Hex Nut, 5/16-24	1	
SP1001	Hex Jam Nut, 5/8-18	1	
SP1620	Washer, S.A.E., 5/16	1	
SP1717	Lock Washer, Medium, 5/8	1	
SP1470	Depth Gage Adjusting Nut	2	
SP1465	Fibre Washer	1	
	Micro Adjusting Stop Assembly	1	
DP1075	Feed Stop Lock Washer	1	
DP1109	Feed Stop	1	
SP1444	Adjusting Screw	1	
SP1459	Lock Nut	1	
SP551	Round Head Screw, No. 10-32 x 1/4	1	
DP1039	Oil Splash Guard Sleeve	1	
DP1186S	Belt Guard Assembly (See figure 4 for details)	1	
DP1061S	Clutch Lever Assembly (See figure 6 for details)	1	
DP1062S	Clutch Release Assembly (See figure 6 for details)	1	
DP1063S	Clutch Disc Assembly (See figure 6)	1	
DP1065	Key Block (See figure 6)	1	
DP1066	Cover Plate (See figure 6)	1	
DP1070	Elevating Unit Opening Cover plate	1	
DP1074	Thrust Disc (See figure 6)	1	
DP1076	Clutch Thrust Collar (See figure 6)	1	
DP1081S	Belt Tension Bracket Assembly	1	
DP1071	Roller Bracket	1	
DP1078	Slide Retainer Plate	1	
	Roller Assembly	1	
DP1079	Roller	1	
DP1439	Bushing	2	
DP1081	Belt Tension Bracket	1	
DP1119	Slide Bar	1	
DP1438	Roller Stud	1	
DP1437	Washer	1	
DP1436	Washer	1	
DP1435	Spring Pin	2	
DP1434	Tension Spring	1	
DP1433	Handle	1	
SP663	Hex Head Screw, 5/16-24 x 3/4	1	
SP451	Flat Head Screw, No. 10-32 x 3/8	1	
SP429	Flat Head Screw, 1/4-28 x 1/2	2	
SP549	Round Head Screw, No. 6-32 x 1/4	4	
DP1088	Depth Gage Guide	1	
DP1096S	Clutch Housing Assembly (See figure 6 for details)	1	
DP1126	Pressure Disc (See figure 6)	1	
DP1127	Clutch Disc (See figure 6)	1	
DP1128S	Countershaft Assembly (See figure 6 for details)	1	
DP1479	Depth Vernier	1	
DP1478	Pinion Retainer	1	
DP1477	Pinion Socket Head Retaining Screw	1	
DP1476	Adjusting Set Screw (See figure 6)	1	
DP1475	Quill Locking Screw	2	
DP1492S	Quill Locking Stud Assembly	1	
DP1492	Quill Locking Stud	1	
DP1442	Hand Knob	1	

PART NO.	DESCRIPTION	QUAN-TITY	PRICE
SP2432	Groove Pin, No. 1, 5/32 x 7/8	1	
DP1474	Spring Pin	1	
DP1473	Head Locking Stud	1	
DP1472	Clutch Adjusting Nut (See figure 6)	1	
DP1471	Clutch Lock Nut (See figure 6)	1	
DP1469	Quill Locking Plug	3	
SP1604	Washer 5/16 Plain	4	
DP1467	Adjusting Plug Washer	2	
DP1485	Washer	1	
DP1466	Fibre Washer (See figure 6)	A.R.	
DP1391	Washer (D)	1	
DP1464	Bearing Spring Washer	1	
SP2486	Ball Oiler, 1/4-inch	1	
DP1463	Spring Guide Pin	3	
DP1462	Clutch Release Pin (See figure 6)	1	
SP2662	Key	1	
SP2600	Woodruff Key	1	
DP1389	Compression Spring (See figure 6)	1	
DP1388	Compression Spring (See figure 6)	2	
	Worm Gear Assembly (See figure 6)	1	
	Motor Pulley Assembly (See figure 4)	1	
# 49-102	"V" Belt	1	
# 49-101	"V" Belt	1	
# 521	"V" Belt	1	
DP1452	Hand Knob	1	
DP1454	Feed Knob (See figure 6)	1	
DP1453	Thrust Bearing (See figure 6)	1	
SP5000	Serial Plate	1	
DP1367	Switch Cover	1	
SP605	Hex Head Screw, 5/16-18 x 1/2	5	
SP607	Hex Head Screw, 5/16-18 x 3/4	1	
SP649	Hex Head Screw, 5/16-18 x 1	2	
SP671	Hex Head Screw, 1/2-20 x 1	1	
SP553	Round Head Screw, No. 6-32 x 1/2	2	
SP555	Round Head Screw, No. 8-32 x 3/8 (See figure 6)	4	
SP503	Round Head Screw, 1/4-20 x 5/8	2	
SP721	Fillister Head Screw, No. 10-32 x 1/2 (See figure 6)	4	
SP294	Socket Head Screw, 5/16-18 x 1-1/2	2	
	Socket Head Screw, 5/16-18 x 3/4	3	
	Hollow Set Screw, 1/4-20 x 3/16 (See figure 6)	2	
SP208	Hollow Set Screw, 1/4-20 x 1/4	1	
SP1029	Hex Nut, 1/4-20 (See figure 6)	1	
SP1605	Washer St'd., 5/16	3	
SP1620	Washer, S.A.E., 5/16	4	
SP1703	Lock Washer, Medium, 5/16	3	

20-INCH DRILL PRESS

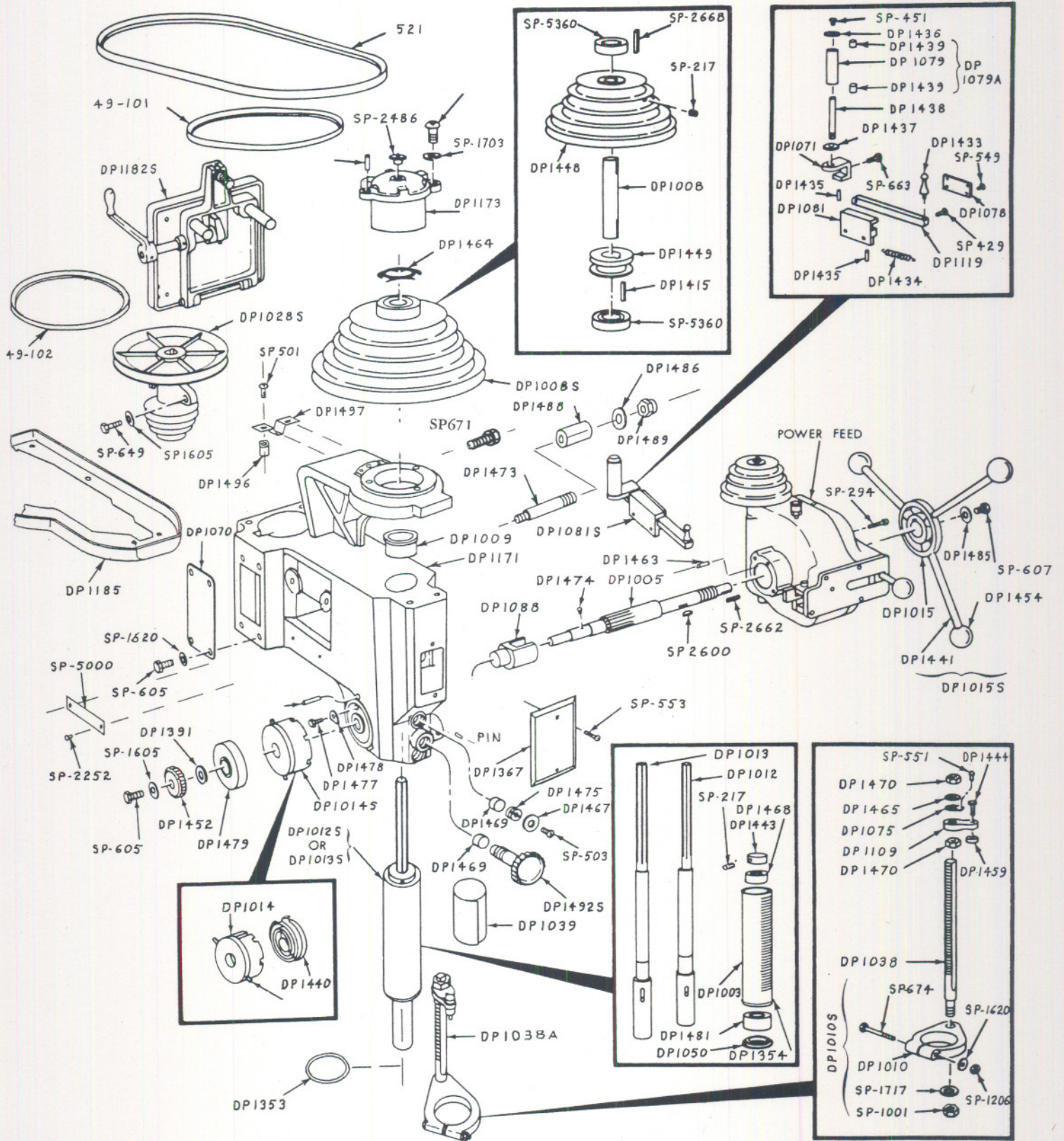


Figure 5. Power-Feed Head

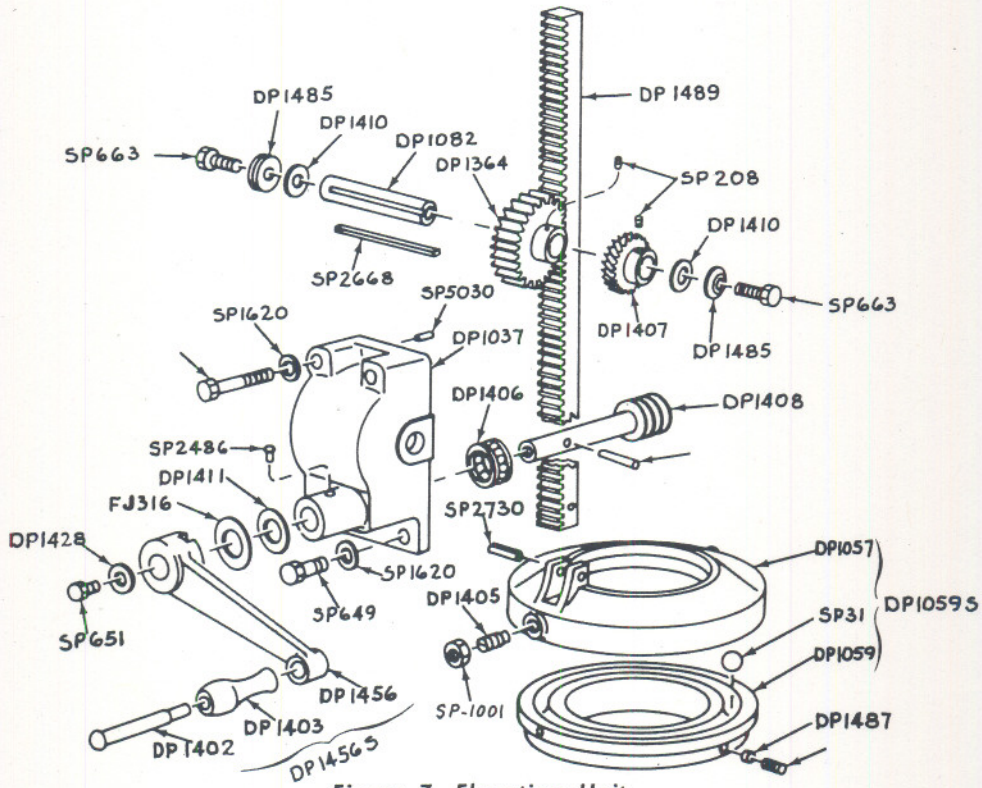
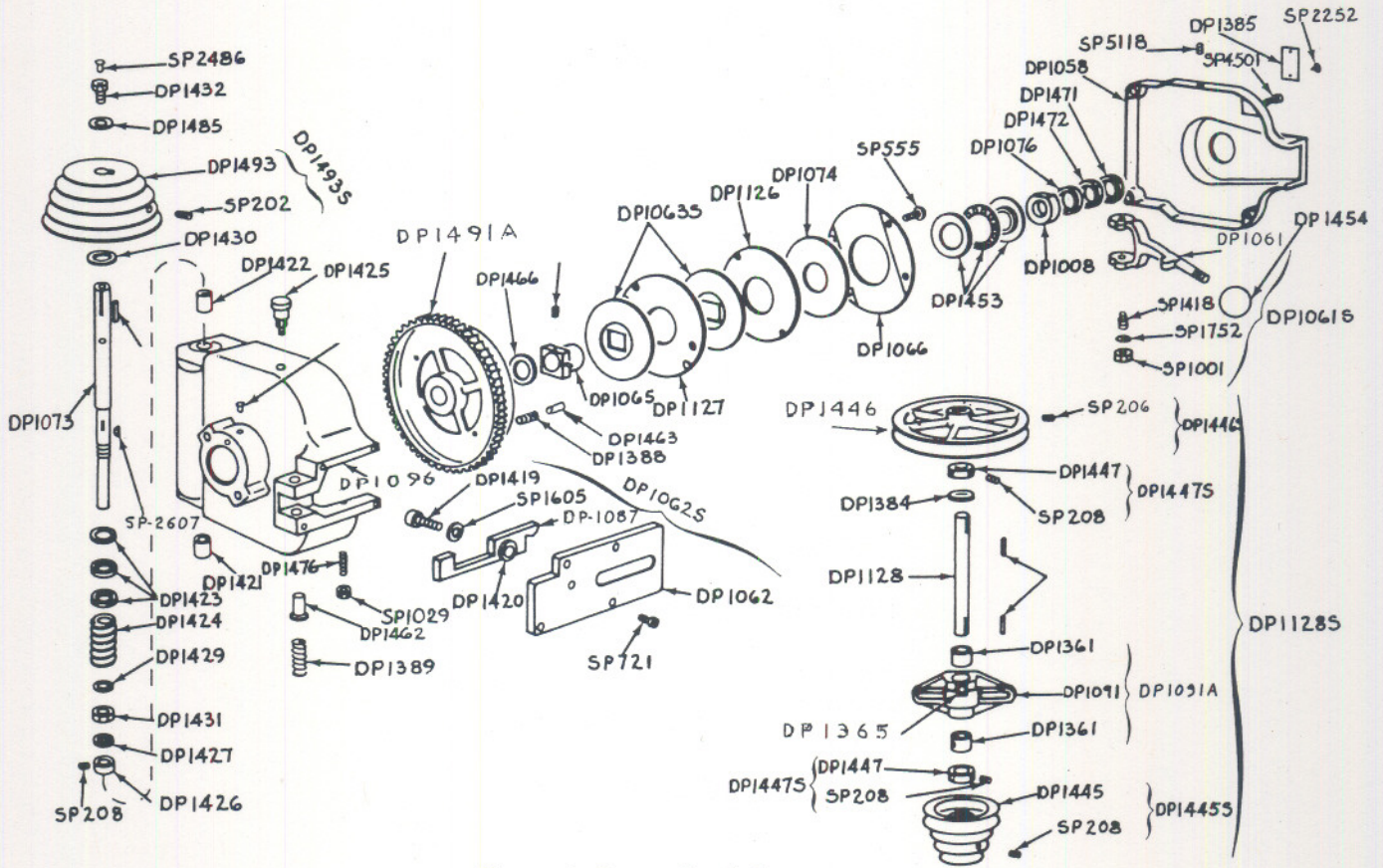
20-INCH DRILL PRESS

PART NO.	DESCRIPTION	QUAN-TITY	PRICE
DP1061S	Clutch Lever Assembly	1	
DP1061	Clutch Lever	1	
DP1008	Thrust Collar	1	
SP1418	Set Screw	2	
SP1001	Hex Jam Nut, 5/16-18	2	
SP1752	Lock Washer, Internal Teeth, 5/16	2	
DP1062S	Clutch Release Assembly	1	
DP1062	Front Cover Plate	1	
DP1087	Release Lever	1	
DP1420	Release Lever Spacer	1	
DP1419	Socket Head Screw, 5/16-24 x 1-1/4	1	
SP1605	Washer, S'd., 5/16	1	
DP1063S	Clutch Disc Assembly	1	
DP1065	Key Block	1	
DP1066	Cover Plate	1	
DP1074	Thrust Disc	1	
DP1076	Clutch Thrust Collar	1	
DP1096S	Clutch Housing Assembly	1	
DP1058	Clutch Housing Cover	1	
DP1073	Worm Shaft	1	
DP1096	Clutch Housing	1	
DP1432	Oil Cup Screw	1	
DP1431	Hex Nut	1	
DP1430	Worm Shaft Collar	1	
DP1429	Washer	1	
DP1485	Washer	1	
DP1427	Washer	1	
DP1426	Collar	1	
SP5118	Ball Oiler	1	
SP2486	Ball Oiler, 1/4-inch	1	
DP1425	Grease Cup	1	
	Key, 3/16 x 3/16 x 1"	1	
SP2607	Woodruff Key	1	
DP1424	Worm Pinion Gear	1	
DP1493S	Pulley Assembly	1	
DP1493	Pulley	1	
SP202	Hollow Set Screw, 1/4-20 x 1/2	2	
DP1423	Thrust Bearing	1	
DP1422	Oilless Bearing	1	
DP1421	Bronze Bushing	1	
DP1385	Feed Chart	1	
SP4501	Fillister Head Screw, 1/4-20 x 1-1/4	4	
SP208	Hollow Set Screw, 1/4-20 x 1/4	1	
SP2252	Drive Screw, No. 2 x 3/16	4	
DP1126	Pressure Disc	1	
DP1127	Clutch Disc	1	
DP1128S	Countershaft Assembly	1	
DP1091A	Idler Bracket Assembly	1	
DP1091	Idler Bracket	1	
DP1361	Bushing	2	
DP1128	Countershaft Spindle	1	
DP1384	Washer	1	
DP1447S	Collar Assembly	2	
DP1447	Collar	1	
SP208	Hollow Set Screw, 1/4-20 x 1/4	2	
DP1365	Oil Cup	1	
	Key, 3/16 x 3/16 x 1"	2	
DP1446S	Pulley Assembly	1	
DP1446	Pulley	1	
SP206	Hollow Set Screw, 5/16-18 x 5/16	1	
DP1445S	Pulley Assembly	1	
DP1445	Pulley	1	
SP208	Hollow Set Screw, 1/4-20 x 1/4	1	
DP1476	Adjusting Set Screw	1	
DP1472	Clutch Adjusting Nut	1	
DP1471	Clutch Lock Nut	1	

PART NO.	DESCRIPTION	QUAN-TITY	PRICE
DP1446	Fibre Washer	A.R.	
DP1462	Clutch Release Pin	1	
DP1389	Compression Spring	1	
DP1388	Compression Spring	2	
DP1491A	Worm Gear Assembly	1	
DP1124	Key	2	
DP1491	Worm Gear	1	
SP6802	Groove Pin, No. 1, 1/8 x 3/4	2	
DP1454	Feed Knob	1	
DP1453	Thrust Bearing	1	
SP555	Round Head Screw, No. 8-32 x 3/8	4	
SP721	Fillister Head Screw, No. 10-32 x 1/2	4	
	Hollow Set Screw, 1/4-20 x 3/16	2	
SP1029	Hex Nut, 1/4-20	1	

PART NO.	DESCRIPTION	QUAN-TITY	PRICE
# 20-661	Elevating Unit Complete	A.R.	
DP1037S	Elevating Gear Box Assembly	A.R.	
DP1037	Worm Gear Housing	1	
DP1082	Gear Shaft	1	
DP1428	Washer	1	
DP1485	Washer	2	
DP1411	Washer	1	
DP1410	Washer	2	
SP2486	Ball Oiler, 1/4-inch	1	
SP2668	Key	1	
DP1364	Spur Gear	1	
DP1408	Worm	1	
DP1407	Worm Gear	1	
DP1456S	Crank Assembly	1	
DP1456	Crank	1	
DP1403	Crank Handle	1	
DP1402	Pin	1	
DP1406	Thrust Bearing	1	
SP651	Hex Head Screw, 1/4-28 x 1/2	1	
SP663	Hex Head Screw, 5/16-24 x 3/4	2	
SP208	Hollow Set Screw, 1/4-20 x 1/4	2	
FJ316	Washer, S.A.E., 5/8	1	
	Groove Pin, No. 5, 1/4 x 1	1	
DP1059S	Thrust Collar Assembly	A.R.	
DP1057	Thrust Bearing	1	
DP1059	Thrust Bearing	1	
DP1405	Guide Screw	2	
SP31	Bearing Ball	38	
SP1001	Hex Jam Nut, 5/16-18	2	
DP1487	Lock Plug	A.R.	
DP1489	Rack	A.R.	
SP649	Hex Head Screw, 5/16-18 x 1	A.R.	
	Hex Head Screw, 5/16-18 x 2-1/4	A.R.	
	Hollow Set Screw, 1/2-13 x 1/2	A.R.	
SP1620	Washer, S.A.E., 5/16	A.R.	
SP2730	Roll Pin, 3/16 x 1-1/2	A.R.	
SP5030	Groove Pin, No. 1, 3/16 x 3/4	A.R.	

20-INCH DRILL PRESS



20-INCH DRILL PRESS

PART NO.	DESCRIPTION	QUAN- TITY	PRICE
#20-660	Tilting Table and Handle Assembly	1	
DP1030S	Tilting Table Assembly	1	
DP1030	Tilting Table	1	
DP1086	Table Stud	1	
	Bracket and Stud Assembly	1	
DP1104	Tilting Bracket	1	
DP1367	Stud	1	
DP1392	Nut	1	
DP1376	Washer	1	
DP1375	Washer	1	
DP1374	Locating Pin with 7/16-14 Hex Nut	1	
DP1373	Tilting Table Gage	1	
SP1202	Hex Jam Nut, 5/8-18	2	
SP2257	Drive Screw, No. 4 x 1/4	3	
DP1490	Nut	1	
DP1488	Locking Plug	1	
DP1359	Washer	1	
DP1416	Handle	1	
DP1368	Box Wrench	1	
DP1366	Hex Jam Nut, 7/16-24	2	

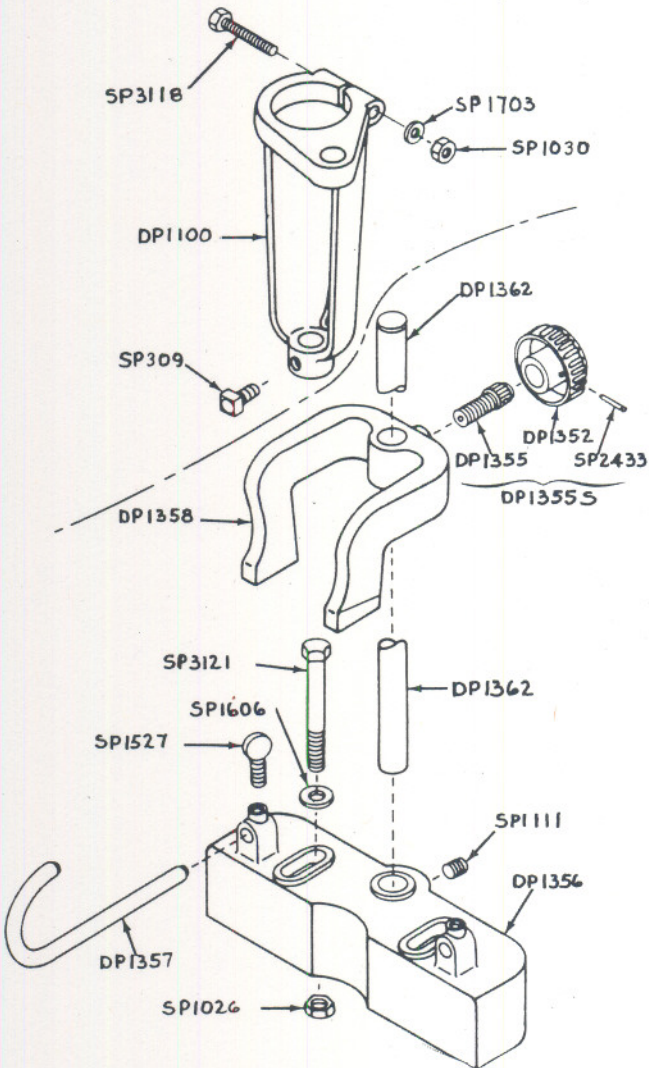


Figure 9. Mortising Attachment and Hold-Down #20-640

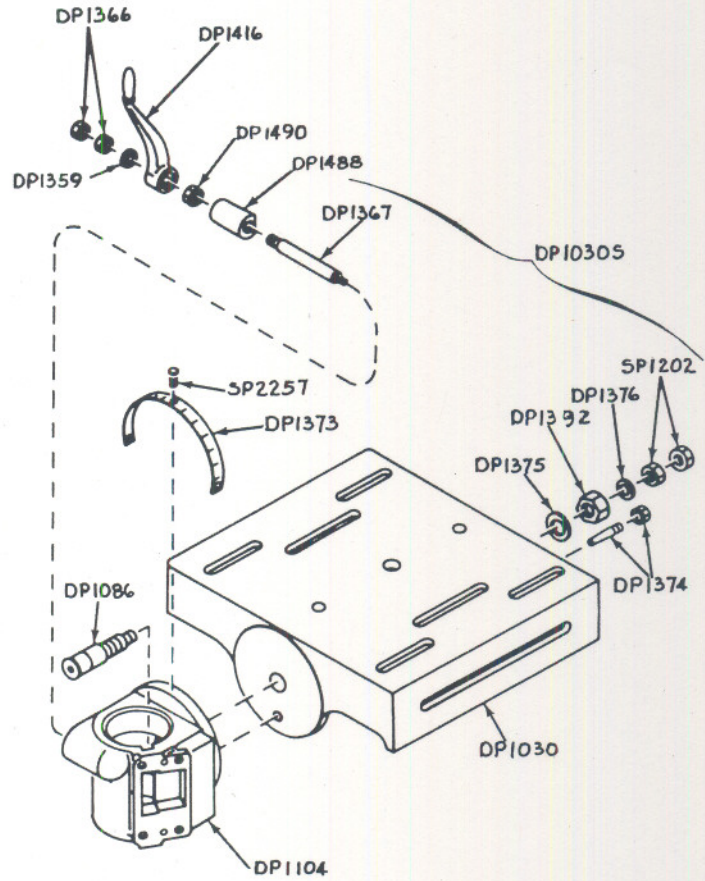


Figure 8. Tilting Table #20-660

PART NO.	DESCRIPTION	QUAN- TITY	PRICE
#20-640	Mortising Attachment Complete		
DP1100S	Mortising Attachment Assembly	1	
DP1100	Mortising Chisel Holder	1	
SP3118	Hex Head Screw, 5/16-18 x 3	1	
SP309	Square Head Set Screw, 5/16-18 x 5/8	1	
SP1030	Hex Nut, 5/16-18	1	
SP1703	Lock Washer, Medium, 5/16	1	
DP1356 S	Hold-Down and Guide Assembly	1	
DP1358	Hold-Down Bracket	1	
DP1357	Work Holder, Curved	2	
DP1356	Fence	1	
DP1355S	Guide Adjusting Stud and Handle Assembly	1	
DP1355	Adjusting Stud	1	
DP1352	Hand Knob	1	
SP2433	Groove Pin, No. 1, 5/32 x 7/8	1	
DP1362	Pin	1	
SP3121	Hex Head Screw, 3/8-16 x 3-1/2	2	
SP1111	Hollow Set Screw, 3/8-16 x 3/8	1	
SP1527	Thumb Screw, 5/16-18 x 3/4	2	
SP1026	Hex Nut, 3/8-16	2	
SP1606	Washer, St'd., 3/8	4	

20-INCH DRILL PRESS

PART NO.	DESCRIPTION	QUAN-TITY	PRICE
DP1036S	Column and Cradle Assembly (for overhead model)	1	
#20-625	Column	1	
DP1059S	Collar Assembly (See figure 7.)	1	
DP1057	Thrust Bearing	1	
DP1059	Thrust Bearing	1	
DP1405	Guide Screw	2	
SP31	Bearing Ball	38	
SP5438	Hex Jam Nut, 5/16-18	2	
DP1085S	Cradle Assembly	1	
DP1085	Cradle	1	
DP1381	Eccentric Stud	4	
DP1381S	Eccentric Stud Assembly	4	
DP1381	Eccentric Stud	1	
DP1383	Spacer	1	
DP1487	Washer	1	
DP1351	Ball Bearing	1	
SP605	Hex Head Bolt, 5/16-18 x 1/2	1	
DP1380	Wiper Bracket	2	
DP1379	Wiper Bracket	2	
DP1378	Felt Wiper	4	
DP1377	Felt Retainer	4	
DP1387	Locking Plug Stud	1	
DP1490	Acme Nut, 5/8-8	2	
DP1382	Locking Plug	1	
DP1488	Locking Plug	1	
DP1383	Spacer	4	
DP1485	Washer	4	
	Ball Bearing	4	
SP605	Hex Head Screw, 5/16-18 x 1/2	4	
SP504	Round Head Screw, 1/4-20 x 3/4	8	
SP1226	Hex Jam Nut, 5/8-18	1	
DP1393	Lock Plug	2	
DP1489	Rack	1	
SP210	Hollow Set Screw, 1/2-13 x 1/2	2	
SP2730	Roll Pin, 3/16 x 1-1/2	1	
	Roll Pin, 3/8 x 1-1/2	2	
DP1399	Ram Locking Stud	1	
DP1413	Locking Plug	1	
DP1414	Locking Plug	1	
DP1416	Handle	1	
DP1366	Hex Jam Nut, 7/16-24	2	
SP1607	Washer, S'd., 7/16	1	

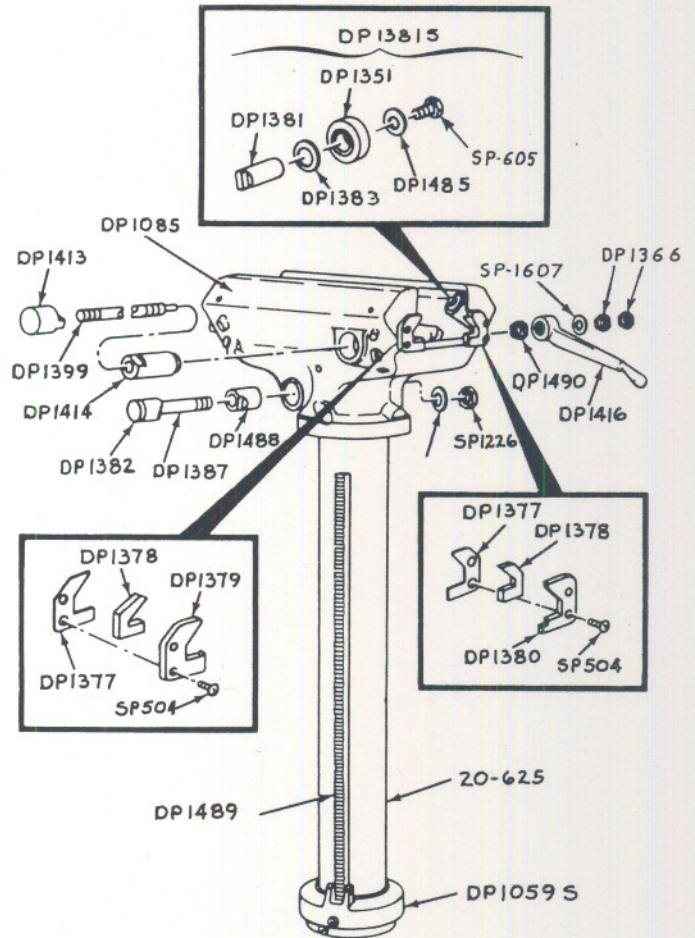


Figure 10. Column and Cradle

PART NO.	DESCRIPTION	QUAN-TITY	PRICE
DP1016	Stop Collar (for floor model)	1	
#20-651	Single Spindle Table	1	
#20-652	Two Spindle Table	1	
#20-653	Three Spindle Table	1	
#20-654	Four Spindle Table	1	
#20-655	Five Spindle Table Assembly	1	
DP1025S	Five Spindle Table	1	
DP1112	Table	1	
DP1113	Table	1	
DP1372	Pin	2	
	Hex Head Screw, 5/8-18 x 3	4	
SP1206	Hex Nut, 5/8-18	4	
SP1613	Washer, S'd., 5/8	4	
SP1717	Lock Washer, Medium, 5/8	4	
SP5126	Lag Screw, 3/8 x 6	6	
SP2437	Pipe Plug, 1/2-14	2	
SP1606	Washer, S'd., 3/8	6	
#20-656	Six Spindle Table Assembly	1	
DP1026S	Six Spindle Table	1	
DP1112	Table	1	
DP1113	Table	1	
DP1372	Pin	2	
	Hex Head Screw, 5/8-18 x 3	4	
SP1206	Hex Nut, 5/8-18	4	

PART NO.	DESCRIPTION	QUAN-TITY	PRICE
SP1613	Washer, S'd., 5/8	4	
SP1717	Lock Washer, Medium, 5/8	4	
SP5126	Lag Screw, 3/8 x 6	6	
SP2437	Pipe Plug, 1/2-14	2	
SP1606	Washer, S'd., 3/8	6	
DP1027	Base Casting (for floor model)	1	
#20-650	Production Table and Stud Assembly	1	
DP1031	Table	1	
DP1404	Locking Stud	1	
#50-399	Table Leg Assembly (one pair)	1	
	Leg	2	
SP5479	Hex Head Bolt, 3/4-10 x 1-1/4	6	
SP1753	Washer, S'd., 3/4	6	
	Table Leg Assembly (1/2 pair)	1	
#50-506	Leg	3	
SP5479	Hex Head Bolt, 3/4-10 x 1-1/4	9	
SP1753	Washer, 3/4	9	
#20-629	Column and Bracket Assembly (for production bench models)	A.R.	
DP1033	Column Bracket (for shrink fit)	1	
#20-626	Column, 42"	1	
DP6702	Roll Pin, 1/2 x 1-1/2	1	
	Hex Head Screw, 5/8-18 x 2-1/2	4	
FJ316	Washer, S.A.E., 5/8	4	
#20-624	Column Bracket w/Set Screws		

20-INCH DRILL PRESS

PART NO.	DESCRIPTION	QUAN-TITY	PRICE
DP1033	Column Bracket	1	
# 20-627	Column, 66"	1	
SP6702	Roll Pin, 1/2 x 1-1/2	1	
	Hex Head Screw, 5/8-18 x 2-1/2	4	
F J 316	Washer, S.A.E., 5/8	4	
DP1095S	Four Spindle Table Assembly	1	
DP1095	Table, Right Hand End	1	
DP1495	Table, Left Hand End	1	
	Hex Head Screw, 5/8-11 x 3	4	
	Hex Nut, 5/8-11	4	
F J 316	Washer, S.A.E., 5/8	4	
SP1717	Lock Washer, Medium, 5/8	4	
	Dowel Pin, 1/2 x 1-1/2	2	
	Six Spindle Table Assembly	1	
# 20-659	Table, Intermediate	1	
# 20-657	Table, Right Hand End	1	
# 20-658	Table, Left Hand End	1	
	Hex Nut, 5/8-11	8	
SP691	Hex Head Screw, 5/8-11 x 3	8	
F J 316	Washer, S.A.E., 5/8	8	
SP1717	Lock Washer, Medium, 5/8	8	
	Dowel Pin, 1/2 x 1-1/2	4	
DP1350	Acme Nut	1	
DP1439	Nut (for overhead model)	1	
# 20-628	Column, 78"		

PART NO.	DESCRIPTION	QUAN-TITY	PRICE
DP1489	Crown Nut	1	
DP1488	Locking Block	1	
DP1486	Washer	1	
DP1485	Washer	2	
DP1360	Washer	A.R.	
DP1348	Spring Washer	1	
# 968	Chuck Arbor, No. 2 Morse Taper	1	
# 17-820	Chuck Arbor, No. 3 Morse Taper	1	
DP1398	Handle (for overhead model)		
DP1483	Locking Handle	1	
SP607	Hex Head Screw, 5/16-18 x 3/4	A.R.	
	Hex Head Screw, 5/16-18 x 2-1/4	A.R.	
SP869	Carriage Bolt, 3/8-16 x 7 (for floor model)	4	
SP509	Round Head Screw, 1/4-20 x 1/2	A.R.	
SP1125	Hollow Set Screw, 1/2-13 x 1	2	
SP5126	Lag Screw, 3/8 x 6	A.R.	
SP2437	Pipe Plug, 1/2	2	
SP1307	Square Nut, 3/8-16 (for floor model)	4	
DP1366	Hex Jam Nut, 7/16-24	2	
SP1614	Washer, S't'd., 1/4	A.R.	
SP1606	Washer, S't'd., 3/8	A.R.	
	Roll Pin, 3/8 x 1-1/2	A.R.	

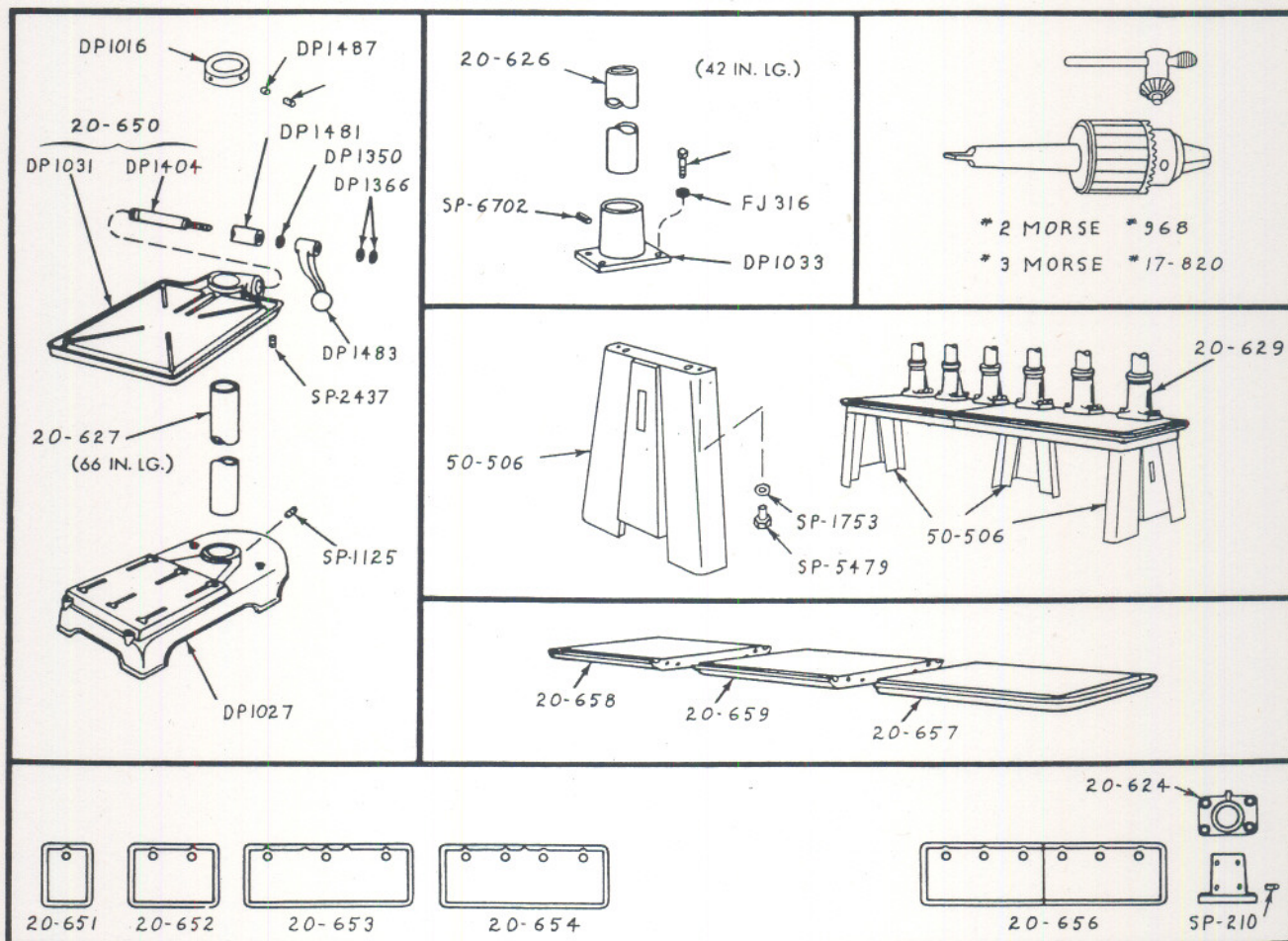


Figure 11. Miscellaneous Accessories