






MODEL#:1513-46331 Two-Drawer Desk

Thank you for purchasing this quality product. Be sure to check all packing material carefully for small parts, which may have come loose inside the carton during shipment. Identify and count all parts and compare with the Parts List Below.

Parts List			HARDWARE LIST		
NO.	PARTS	Q'TY	NO.	PARTS	Q'TY
1	leg"1"	1 PC	A	 $\varnothing 5/16$ " Bolt	8 PCS
2	leg"2"	1 PC	B	 $\varnothing 5/16$ "*19"flat washer	8 PCS
3	leg"3"	1 PC	C	 $\varnothing 5/16$ " spring washer	8 PCS
4	leg"4"	1 PC	D	 $\varnothing 5/16$ " Open wrench	1 PC
			E	 #8*1-1/4" Screw	6 PCS

