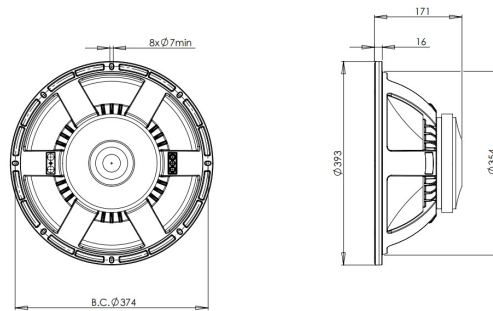


15PS76

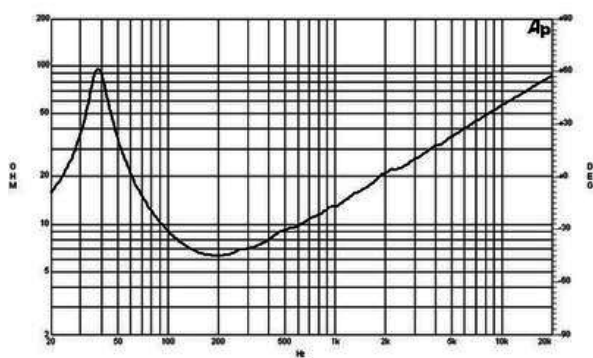
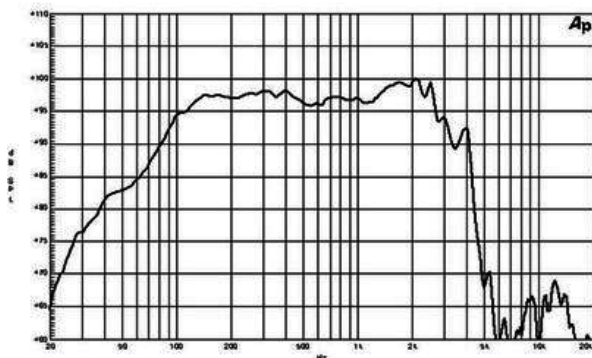
8Ω**LF Drivers - 15.0 Inches**

- 1100 W continuous program power capacity
- 76 mm (3 in) copper voice coil
- 40 - 2000 Hz response
- 99 dB sensitivity
- Double silicone spider with optimized compliance



15PS76

LF Drivers- 15.0 Inches



SPECIFICATIONS

Nominal Diameter	380 mm (15.0 in)
Nominal Impedance	8 Ω
Minimum Impedance	6.3 Ω
Nominal Power Handling ¹	550 W
Continuous Power Handling ²	1100 W
Sensitivity ³	99.0 dB
Frequency Range	40 - 2000 Hz
Voice Coil Diameter	76 mm (3.0 in)
Winding Material	Copper
Former Material	Glass Fibre
Winding Depth	19.0 mm (0.75 in)
Magnetic Gap Depth	11.0 mm (0.4 in)
Flux Density	1.15 T

DESIGN

Surround Shape	Triple Roll
Cone Shape	Exponential
Magnet Material	Ferrite
Spider	Double Silicone
Pole Design	T-Pole
Woofer Cone Treatment	None
Recommended Enclosure	110.0 dm ³ (3.88 ft ³)
Recommended Tuning	45 Hz

PARAMETERS⁴

Resonance Frequency	38 Hz
Re	5.0 Ω
Qes	0.28
Qms	5.2
Qts	0.26
Vas	164.0 dm ³ (5.7 ft ³)
Sd	855.0 cm ² (132.5 in ²)
η_0	3.3 %
Xmax	7.5 mm
Xvar	8.5 mm
Mms	106.0 g
Bl	22.1 Txm
Le	1.3 mH
EBP	135 Hz

MOUNTING AND SHIPPING INFO

Overall Diameter	393 mm (15.5 in)
Bolt Circle Diameter	374 mm (14.7 in)
Baffle Cutout Diameter	354.0 mm (13.9 in)
Depth	171 mm (6.7 in)
Flange and Gasket Thickness	16 mm (0.62 in)
Air Volume Occupied by Driver	0.0 dm ³ (0.0 ft ³)
Net Weight	8.7 kg (19.1 lb)
Shipping Units	1
Shipping Weight	10.0 kg (22.05 lb)
Shipping Box	425x425x224 mm (16.73x16.73x8.82 in)

SERVICE KIT

RCK15PS768

1. 2 hours test made with continuous pink noise signal within the range Fs-10Fs. Power calculated on rated nominal impedance. Loudspeaker in free air.
2. Power on Continuous Program is defined as 3 dB greater than the Nominal rating.
3. Applied RMS Voltage is set to 2.83 V for 8 ohms Nominal Impedance.
4. Thiele-Small parameters are measured after a high level 20 Hz sine wave preconditioning test.