



**POLARIS**<sup>®</sup>  
The Way Out.



**SNOWMOBILES 2005**  
& PURE POLARIS™ APPAREL AND ACCESSORIES

A person wearing a red helmet and dark clothing is riding a red snowmobile through a snowy, forested landscape. The snowmobile is kicking up a cloud of white snow. The background is filled with tall, dark evergreen trees under a clear blue sky. The word "WE" is overlaid in large, white, bold letters on the right side of the image.

**WE**

# BELIEVE.

AT POLARIS, WE'VE SPENT THE LAST HALF-CENTURY ON THE SNOW. RIDING. BUILDING. TESTING. LEARNING. AND AFTER THOSE FIFTY YEARS, WE'VE GAINED A HARDENED KNOWLEDGE OF WHAT MAKES A BETTER SLED. THOSE LESSONS HAVE TAKEN ROOT AND GUIDE US IN EVERYTHING WE DO. THEY TAKE THE SHAPE OF METAL AND BECOME NEW AND BETTER MACHINES. POLARIS SNOWMOBILES 2005.

# WHAT'S RIGHT ALW

A half-century ago, Polaris began. We started with nothing more than some spare parts, a will to enjoy winter and our deep-rooted Minnesota perseverance. What came out of those initial efforts were a few snowmobiles. Basic and primitive. But nonetheless, designed to perform in the world's harshest conditions. Fifty years later, we're still here, building better and more innovative sleds. Fully dedicated to putting five decades of hardened snow knowledge to use in order to fulfill an age-old mission of helping people find The Way Out. That is why this company, and these machines, endure.

So as we enter into the second half of our century, we proudly introduce our new snowmobiles. As you flip the pages and take a good look at them, surely you'll find some of them decidedly different from past machines that bear our name. But look closer, and you'll discover they have one thing in common with every Polaris machine that's ever rolled off the line. They're done right.

And with this year, Model Year 2005, Polaris will continue as we always have. Doing whatever it takes to get it right. This is why no sled we manufacture passes through the factory doors until it's more than ready for whatever it will face beyond them. And this is why a Polaris snowmobile takes you places no other sled possibly can.

Edgar and Allan Hetteen and David Johnson start a small machine shop in Roseau, Minnesota, called Hetteen Hoist & Derrick where they manufacture mechanical electric pole hoists, weed sprayers, grain elevators and straw choppers.

Hetteen Hoist & Derrick is renamed Polaris, after the North Star, to give recognition to its northern roots.

The very first Polaris snowmobile, Number One as it's called today, is completed. It weighs 1,600 lbs. and has a top speed of 4 miles per hour.

1945

1954

1956

# DAYS ENDURES.



Edgar Hetteen completes a 1,200-mile journey across Alaska on his Polaris Sno-Traveler, proving its durability and reliability in the world's harshest conditions.

Polaris introduces the Mustang, the machine that earns the company a reputation for innovation, quality and speed. It's also the year Polaris begins dominating the racing circuit.

Polaris introduces the Colt 250 SS.

1960

1964

1974



# CONTENTS

Polaris introduces the Apollo and TX340/440.

Polaris releases the TX-L Indy, the first consumer snowmobile with an independent front suspension.

Polaris produces the first electronically fuel injected (EFI) snowmobile, the 650 RXL.

Polaris Introduces the XLT, the first triple.

1976

1980

1989

1994



Meet the first-ever no-compromise performance sled with patent-pending Rider Select™ steering. It's the perfect balance of power and control, a lot of both.

The most advanced mountain sled on the planet. Designed by mountain riders for mountain riders, the new 900 RMK rises above all others with a focus on industry-leading flotation.

XC SP™ Named "The Perfect Sled" by *SnowGoer* magazine. Confidence comes standard on the best-riding, best-running, tried-and-true all-around performance leader.

Steep. Deep. There's nothing the industry-leading EDGE™ RMK can't rise above.

Quickly becoming the trail rider's sled of choice, the SwitchBack™ delivers on-trail and off-trail versatility with equal prowess.

Why trade performance for comfort? The Classic makes the most of every mile, in comfort, yet still packs the power to go all out.

Comfortable and versatile, this is by far the most convenient way to ride for two. Or even one. Its two-up design converts to a sporty, stylish seat to go solo.

Fully featured and all-out fun, there's no better way to start the entire family out on the trail.

Commemorate fifty years of snowmobile excellence with limited-edition sleds and gear.

The latest in warm, dry apparel and top-notch, custom accessories, designed to both personalize and accessorize the ride.

**03** A NEW BEGINNING

**07** ALL-NEW 900 FUSION™

**13** ALL-NEW 900 RMK®

**19** PERFORMANCE

**25** DEEP SNOW

**31** CROSSOVER

**35** TRAIL LUXURY

**39** TWO-UP TOURING

**43** TRAIL SPORT/KIDS

**47** 50TH ANNIVERSARY EDITIONS

**49** PURE POLARIS

**79** SPECIFICATIONS

Polaris introduces the first RMK, the Rocky Mountain King.

Polaris introduces the first domestic engine, the 700 Twin.

Polaris EDGE named best-riding sled ever.

As Polaris celebrates its 50th Anniversary, we proudly introduce the 900 Fusion and the 900 RMK, the future of Polaris snowmobiling.

1995

1997

2000

2004

THE ALL-NEW  
**900 FUSION™**









## PERFECTLY INTEGRATED FEATURES TAKE THE RIDER TO A NEW LEVEL

The ultimate snowmobile experience goes beyond mere physical control. It's a complete integration of you and your machine. To accomplish such symmetry, the smallest details cannot be overlooked, which is why every contact point of the new Fusion has been engineered to be an extension of the rider. Running boards feature integrated grips. Toe hooks are perfectly contoured to fit the tops of your boots. Footrests are angled for ideal comfort and control. Handlebar angle and height are optimized. Grips have been formed and knurled. Console and gauges are positioned for optimum visibility. And the list goes on. It all adds up to a snowmobile that allows you to focus on the most important thing – the ride.

# THERE IS A PERFECT BALANCE OF POWER AND CONTROL. IT'S A LOT OF BOTH.

**AFTER FIFTY YEARS OF HITTING THE TRAILS, WE'VE COME TO THIS STEADFAST BELIEF: POWER AND CONTROL ARE BEST ENJOYED IN LARGE VOLUMES. SO WE BUILT A MACHINE THAT'S EQUAL PARTS AGGRESSION AND CONTROL, STRENGTH AND ADJUSTABILITY, AGILITY AND CONFIDENCE, SERIOUSNESS AND FUN. INTRODUCING THE ALL-NEW, POWER-MEETS-PRECISION, 900 FUSION. PACKAGED IN A NEW CHASSIS, THE IQ.™**



## RIDER SELECT™ STEERING FOR ULTIMATE CONTROL

Some would like you to believe you've been riding snowmobiles the wrong way for far too long. Guess they've never ridden a snowmobile as intelligently designed as the 900 Fusion. Developed upon a theory of totally integrating man and machine, the new IQ chassis adapts to the most important element of any snowmobile: you. It starts with the Polaris Rider Select steering system, which allows the new Fusion to adjust to the way you ride, instead of the other way around. With seven handlebar positions serving up 6 inches of adjustability, we've redefined the term "rider control." With the simple push of a button, you can adjust your relationship to the vehicle, putting you in the optimum riding position for comfort and control with less fatigue, no matter your size or riding style. From standing up to attack a windswept ditchline, positioning to conquer a twisting river bottom trail or stretching out for a leisurely afternoon ride, Rider Select puts you in the ideal position.



### ATTACK POSITION

When Rider Select steering is adjusted to the far forward positions 6 or 7, rider mass is moved forward as well. It allows for easy sitting-to-standing transitions and maximum agility in rugged terrain.



### CONTROL POSITION

Push the Rider Select steering to the middle positions, and the IQ chassis transforms into a perfectly balanced trail sled. This adjusts rider mass for unsurpassed handling and bite in the corners.



### COMFORT POSITION

Pull the easy-to-adjust Rider Select steering system far back to positions 1 or 2, and the intelligent IQ chassis delivers all-day trail comfort. With rider mass shifted rearward, driver ergos are relaxed and comfort is optimized.

## SUPERIOR SEAT DESIGN FOR A SUPERIOR RIDE

Blended into the overall dynamics of the snowmobile, our new contoured seat enables near effortless transition from sitting to standing and back again, and fully complements the Rider Select steering. Sit back for a moment, and you'll find a wide, firm and comfortable base to accompany you on an all-day ride. Slide forward, and the seat's tapered profile integrates flawlessly with the smooth lines of the console, recessed recoil handle and low-profile gas tank.

It puts you in position for maximum control, and offers comfort and protection to your knees and legs while negotiating the nastiest terrain. From front to back and everywhere in between, the new Fusion seat integrates you with the machine and redefines rider control.




## NEW IQ™ FRONT SUSPENSION

Welcome to the best ride on snow, the new IQ Front Suspension. Featuring a patent-pending Variable Caster design, the new IQ inherits many of the traits that made Indy® the benchmark of comfort and control. As the suspension travels through its range, caster angle increases, resulting in unmatched stability, even through unpredictable terrain. A triangulated mounting design affixes the control arms to the bulkhead on a canted plane, similar to automotive racing applications. This design allows us to mount the upper and lower control arms on a nonparallel axis for less bottoming and added strength. Point and shoot the new Fusion down a mogul-littered trail, and you'll quickly understand.

## THE NEW LIBERTY 900 ENGINE – PURPOSE-BUILT POWER

Nothing stirs the soul of a snowmobiler more than pure, unadulterated power. So the all-new Liberty 900 engine with Cleanfire™ Injection is built to redefine ultimate trail acceleration. This lightweight high-displacement twin features a long-stroke, high-torque design to deliver maximum corner-to-corner grunt and slingshot velocity. Because of its broad torque curves, Liberty is smooth and responsive, with unsurpassed power delivery from idle to redline. The all-new Liberty engine is also built to last, featuring Grafal™-coated pistons, Nicasil-lined cylinders, an oversized crankshaft and main bearings, Detonation Elimination Technology (DET™) and new titanium exhaust valves. The new cooling system delivers increased engine cooling even in low snow conditions by means of a perimeter cooling design, with a turbulated rear cooler and a radiator located in the front cowl. Liberty also benefits from our new Cleanfire Injection system. Cleanfire Injection features a batteryless injection system with dual injectors directly introducing a fuel charge into the crankcase. Providing instantaneous throttle response, cleaner power delivery, automatic calibration, easy starting with no choke required, improved fuel economy and maximum power.



## ACCU-TRAK™ 2 SKIS

Skis are the critical link between machine and terrain. It's a relationship so important that we made our best even better. Our Accu-Trak 2 skis feature dual carbide runners positioned on a deep center keel. Combined with our new high-tech IQ spindle and front-end geometry, steering effort has been significantly reduced. The result is complete confidence, precision and control with virtually no darting. Knowing some riders are more aggressive than others, the Accu-Trak 2 also accepts a single runner carbide, giving our most responsive ski an even more potent bite. Accu-Trak 2 skis are also 1.5 pounds lighter than our previous performance skis, which means less unsprung weight for improved suspension performance and quicker reactions to what the trail dishes out.



## BRILLIANT HEADLIGHT DESIGN

Pumping out pure white light onto the night's snow-covered trail, the new Fusion headlight is not only the brightest we've ever produced, it is also the most intelligent. Packaged in a stylish and aggressive four-bulb case with a wraparound lens and chrome reflectors, the Fusion headlight features two high-powered halogen bulbs for optimum trail projection, plus twin Snow Beams™ that illuminate immediately in front of the machine. Together, they deliver outstanding vertical and horizontal lighting. The wraparound design of the headlight and clear-lens taillight provide side-lighting and reflectivity for increased visibility and safety. Additionally, you can quickly adjust where all this light is aimed – right from the seat, thanks to an easy-to-use dashboard-mounted rotary dial.

# 900 FUSION™



# 900 FUSION



# 900 FUSION 50TH ANNIVERSARY EDITION



**WHEN WE BUILT THE ALL-NEW FUSION, WE DUG DEEP AND LOOKED AT EVERYTHING. FROM THE WAY INFORMATION IS DISPLAYED TO A RIDER, TO THE WAY LIGHT GETS DEFLECTED FOR MAXIMUM VISIBILITY. WE EVEN LOOKED AT HOW TO KEEP A STORAGE COMPARTMENT BONE-DRY. IN THE END, THIS IS HOW YOU DELIVER ON A FIFTY-YEAR COMMITMENT TO MAKING EVERY SINGLE DETAIL EXACTLY RIGHT.**

## **NEW POLARIS LIBERTY 900 ENGINE WITH CLEANFIRE INJECTION**

Underneath the hood of the new 900 Fusion you'll find the new Liberty engine. Built to deliver loads of low-end torque with a smooth powerband right up to redline. It features Cleanfire Injection for instant throttle response, improved fuel economy, cleaner running and maximum power, no matter the temp or altitude. With the Fusion's forward intake and exhaust design, the cylinders are canted back toward the rider 22° and the entire engine is mounted low and in perfect harmony with the IQ chassis.

## **NEW IQ CHASSIS**

The new IQ chassis features centralized mass for the ultimate in control. Running boards feature integrated grips. Toe hooks to fit the tops of your boots. And footrests that are angled for ideal comfort.

## **RIDER SELECT™ STEERING**

Our exclusive Rider Select Steering dramatically positions your body in the optimum relationship to the snowmobile, based upon your preferred riding style.

## **NEW IQ REAR SUSPENSION**

The new IQ rear suspension features an all-new rail and leading edge materials for a 10 pound reduction in unsprung weight. New torque arms feature a new geometry that improves weight transfer and acceleration, a new progressive-rate shock linkage and fully coupled rail for 12" of rear travel. A gas-charged front-track shock and a new Fox® PS5 Position Sensitive rear-track shock combine to control the ride like never before.

## **RIDER FEATURES**

Fusion features Accu-Trak™ 2 skis with dual carbide runners on a deep contour keel for precision control with virtually no darting. You also get Polaris Electric Reverse Control (PERC®), which lets you move in reverse at the push of a button without the extra weight of mechanical systems. Shockwave™ pattern track for improved side-bite and traction, integrated tunnel wear strips, ergonomic-designed bumpers, true Progressive Motion Ratio front shock geometry, removable side panels and sealed storage compartments complete the long list of refinements.

THE ALL-NEW  
**900 RMK<sup>®</sup>**







## WIDE AND FLAT FOR SUPERIOR FLOTATION

Getting on top the snow and staying there is the most critical element of deep snow prowess. In designing the 900 RMK, we analyzed every component that comes in contact with the snow to better understand the all-important characteristics of "float." Unlike competitive mountain sleds, the 900 RMK nose pan was developed with a dramatically reduced front angle of attack – a shallow 18° to be exact – to properly position the RMK chassis for a smooth transition atop the snow. Then we went to work making the nose an extra-wide 22". The added width delivers more surface area for superior flotation, while simultaneously diverting snow out and around the front-suspension components. These design characteristics, along with a smooth and contoured pan, allow the all-new RMK to get on top of the snow quickly and efficiently. Once there, only the sky and your imagination are the limits.

# OUT HERE, WHAT DOESN'T FLOAT, DOESN'T FLY.

**WHERE THE JAGGED OUTCROPPINGS OF THE ROCKY MOUNTAINS MEET THE SKY, A SNOWMOBILE IS ONLY AS GOOD AS ITS ABILITY TO GET ON TOP OF THE DEEP POWDER. WE SET OUT TO PURPOSE-BUILD THE GREATEST MOUNTAIN SLED EVER TO CLIMB AND FLOAT LIKE NO OTHER. INTRODUCING THE NEXT GREAT POLARIS DEEP SNOW MACHINE, THE ALL-NEW 900 RMK.**



## RIDER SELECT™ STEERING PUTS YOU IN CONTROL

During a near-vertical ascent above the tree line, you should be in charge. Which is why we developed a revolutionary new steering feature, Rider Select,™ that dramatically affects vehicle dynamics, rider control and the ability to ride all day without tiring. Rider Select allows you to adapt to the way you ride so you can conquer the wide array of conditions faced during a day in the mountains. With a simple push of a button, you can adjust the handlebars forward and back a total of 6 inches over seven adjustable positions. Push the bars far forward to "attack" positions six or seven, and standing up comes naturally, allowing you to easily shift your weight from side to side while centralizing the mass of the snowmobile. It makes the machine feel lighter and react quickly to rider input. Pull the bars back to the middle "control" positions and weight transfer is more pronounced, making sidehilling practically second nature. Adjust the bars all the way back to "comfort" positions one or two, and you can maximize rear weight transfer for deep snow mobility. Or simply stretch out in comfort after a long day of boondocking.



### ATTACK POSITION

Adjust the Rider Select steering to the far forward positions 6 or 7 and rider mass adjusts forward as well. It allows for easy sitting-to-standing transitions and optimum deep snow agility.



### CONTROL POSITION

Push the Rider Select steering to the middle positions, and the IQ chassis transforms into a perfectly balanced mountain sled. It positions rider mass for unsurpassed handling and maneuverability.



### COMFORT POSITION

Pull the easy-to-adjust Rider Select steering system far back to positions 1 or 2, and the intelligent IQ chassis delivers maximum weight transfer in addition to end-of-day comfort.



## NEW IQ™ FRONT SUSPENSION

Built upon a legacy of industry-leading suspension design, technology and ride quality, the new IQ Front Suspension reaps the rewards and attributes set forth by our legendary Indy® suspension. Featuring our patent-pending Variable Caster design, the new IQ suspension delivers an unmatched level of control and predictability by increasing caster angle as it travels through its range. A triangulated mounting design where the control arms are affixed to the bulkhead on a canted plane, similar to automotive racing applications, results in a design that is lighter yet stronger in critical locations. This design also allows us to mount the upper and lower control arms on a nonparallel axis to resist bottoming. True Progressive Motion Ratio shock geometry then controls this intelligent suspension with precision dampening through the entire range of travel. Couple the high-tech new spindle with near-zero bump steer, and the result is greatly reduced steering effort. This means you can tame the roughest trail, traverse unknown meadows with confidence, and predictably conquer a windswept peak with the smoothest ride in the industry. While the others are sacrificing "trailability," know that the new RMK will get you higher on the mountain than ever, and at the same time, deliver unrivaled performance to and from the deep stuff.



## ALL-NEW LIBERTY 900 ENGINE WITH CLEANFIRE INJECTION

Powering the 900 RMK is our new Cleanfire-Injected Liberty powerplant. Hit the throttle, and you'll see we built it to deliver a broad and fat torque curve, and dish out the type of useful power that can ease you atop the snowpack one second, then hurl you up the face of the mountain the next. To achieve this, we designed a long-stroke, high-torque engine that churns out huge doses of responsive power low in the rpm range. Ease into the throttle, and the new 900 spools up seamlessly without hesitation. Crack it open, and the engine responds with instantaneous controlled fury. We constructed the new 900 Liberty to be strong and durable. So you'll find an oversized crankshaft and case for strength, Nicasil-lined cylinder walls, Grafal-coated pistons and titanium exhaust valves to endure through the most demanding applications. And our latest Detonation Elimination Technology (DET) is also found on the new Liberty 900, ready to protect your engine from the unexpected. Liberty 900 also features Cleanfire Injection. It's a batteryless injection system with dual injectors that introduce a fuel charge directly into the crankcase. The end result is an engine that delivers instantaneous throttle response, automatic calibration no matter the temperature or elevation, easy starting with no choke required, improved fuel economy and maximum power.




## INTELLIGENT CHASSIS DESIGN FOR DEEP SNOW TRACTION

From the aggressive tunnel angle and bulkhead relationship to tapered running boards, every inch of the all-new IQ™ RMK chassis was purpose-built to slice through powder. The rear of the tunnel is lighter and stronger due to a new rear cooler design. It's also angled upward to allow the 900 RMK track to dig deep and find the elusive firm snow base for optimum acceleration and deep snow mobility. Running boards are narrowed toward the rear and flared upward so as to not hang up or high-center in deep snow. Underneath, brackets and fasteners are engineered to hug the chassis tight, making for a smooth and flowing path of little resistance. It's a level of intelligent engineering designed to take you higher than ever before.

## SERIES 4 TRACK – THE WORLD'S MOST VERSATILE AND DURABLE

To build a track that excels in the deepest powder, yet is robust enough to get to the trailhead and back, is no easy task. This is why we designed our exclusive Series 4 track in-house. Benchmarked as the most versatile and durable track ever to grace a mountain sled, thanks to its split-durometer technology, the Series 4 track is available with a 2" lug height on 151" and 159" models. Split-durometer technology speaks of a lug design that features a stiff base for durability and hardpack performance, and a soft, flexible tip to massage the powder and provide uncompromising lift in the deepest snow. Lug shape and placement have also been thoroughly designed and tested, and the Series 4 delivers with a "teamwork" design featuring several opposing, staggered lugs. The concept allows all of the deep lugs to work as a team, and deliver increased traction even if one or two individual lugs lose their bite. 2.4" powder track available during Snow Check™ Select.



# 900 RMK<sup>®</sup>



# 900 RMK

AVAILABLE IN 151" AND  
159" WITH 2" LUG



# 900 RMK-166"/2.4" LUG

## 50TH ANNIVERSARY EDITION

166" ONLY AVAILABLE DURING  
SNOW CHECK SELECT



151" AVAILABLE WITH 50TH ANNIVERSARY COLOR AND GRAPHICS

**DESIGNED IN THE WEST FOR THE WEST. FROM THE MOMENT WE DEDICATED OURSELVES TO DESIGN THIS PURPOSE-BUILT MOUNTAIN SLED, NOTHING WAS OVERLOOKED. THROUGHOUT THE 900 RMK'S DEVELOPMENT WE STAYED STEADFAST IN OUR ATTENTION TO DETAIL. THE RESULT IS A MOUNTAIN MACHINE PURE IN ITS INTENTIONS.**

## NEW POLARIS LIBERTY 900 ENGINE WITH CLEANFIRE™ INJECTION

Underneath the hood of the new 900 RMK you'll find the new Liberty engine. Built to deliver loads of low-end torque with a smooth powerband right up to redline. It features Cleanfire Injection for instant throttle response, improved fuel economy, cleaner running and maximum power, no matter the temp or altitude. With the RMK's forward intake and exhaust design, the cylinders are canted back toward the rider 22° and the entire engine is mounted low and in perfect harmony with the IQ RMK chassis.

## ALL-NEW LIGHTER-WEIGHT IQ RMK CHASSIS

Designed to aid in flotation and slice through the snow with minimal effort and drag. The unique hood-to-pan relationship deflects snow down and around the snowmobile with vents designed for maximum under-hood airflow while minimizing plugging in extreme deep snow. Sculpted shock wells and a unique snow deflection lip divert snow from the rider.

## RIDER SELECT™ STEERING

Our exclusive Rider Select Steering allows you to adjust the handlebars forward and back a total of 6 inches over seven different positions to adapt your sled to the way you ride instead of the other way around.

## ALL-NEW IQ RMK REAR SUSPENSION

The IQ RMK Rear Suspension features our Dual Purpose Rail (DPR) with a deep snow-friendly approach angle and new, larger rear idler wheels. The new skid supports track lengths up to a monstrous 166" and vertical rear-axle travel up to 18.5"! New Ryde FX® Multi-Port Valving smooth-ride, low-fade design shocks perform just as you want in either deep powder or hard, rough terrain.

## RIDER FEATURES

The 900 RMK features Sidehiller® 2 skis with a patented offset design, down-turned edge and deep keel with dual runners. This results in added flotation, extra bite when sidehilling and easy steering with virtually no darting. You also get Polaris Electric Reverse Control (PERC), which lets you move in reverse at the push of a button without the added weight of mechanical systems. New multi-function display. A powerful headlight directs a bright white pattern far down the snowpack, and Snow Beams™ direct light to the ski tips. An optional Projector Beam delivers locomotive-type intensity for unrivaled visibility.

# PERFORMANCE

A close-up, low-angle shot of a snowblower's discharge chute and auger clearing a path through a snowy field. The snow is bright white and appears to be blowing away from the machine. The background is a dark, textured surface, possibly a forest or a field of tall grass covered in snow. The overall scene is dynamic and emphasizes the power and performance of the snowblower.





#### THE FAST® M-10 REAR SUSPENSION – STANDARD EQUIPMENT ONLY ON POLARIS SNOWMOBILES

At the most common trail speeds, the Fast® M-10 is the undisputed champ when it comes to ride quality. There is simply no substitute. The M-10 delivers 14" of travel and features a Full Range Adjuster (FRA) that lets you fine-tune the ride to your weight, riding style and trail conditions. Unlike traditional progressive-rate rear suspensions, M-10 is a digressive or "falling-rate" suspension. As the M-10 suspension compresses while going over a bump, the suspension becomes softer. The bigger the bump, the more plush it becomes.

M-10 is available on select quantities of 700 and 800 XC SPs. See dealer for details.

## FRONT AND REAR SUSPENSIONS MAKE SMOOTH WHAT ISN'T

Developed and tested in snocross racing, Ryde FX gas shocks on the front suspension deliver 10.3" of travel with fade-free performance plus unsurpassed bump absorption to handle even the biggest moguls. With high-tech, internal floating pistons, they're tunable and rebuildable. The EDGE rear suspension features a Ryde FX High Pressure Gas front-track shock and Fox® Position Sensitive rear-track shock. The Fox® PS3™ shock with remote reservoir (available during Snow Check Select) senses shaft position and velocity, and responds with the exact amount of dampening. It automatically softens in the "ride zone," yet firms up instantly to avoid bottoming out or severely rebounding over big bumps. Ride comfort is outstanding, with nearly 14" of rear-axle travel that serious riders demand.



# POWER MAKES THE PISTON IN THE CHEST BEAT FASTER.

**PEGGING THE ADRENALINE METER. THAT'S WHAT PERFORMANCE SNOWMOBILING IS ALL ABOUT. AND NOTHING SATISFIES LIKE THE XC SP™. THAT'S BECAUSE THIS IS THE ORIGINAL "GET ON AND GO THERE'S NO STOPPING YOU" SLED. EQUAL PARTS POWER AND STABILITY. CLIMB ON, SQUEEZE THE TRIGGER, AND OUR XC SP WILL STRAIGHTEN A TWISTY TRAIL, ACCELERATE YOU ACROSS A FROZEN LAKE AND DELIVER PROVEN PERFORMANCE ALL WINTER LONG.**

## THE ONE TIME WE'LL BACK OFF – POLARIS ELECTRIC REVERSE CONTROL

We never quit moving forward, even when it comes to reverse. So we equipped XC SP with PERC (Polaris Electric Reverse Control). It's perfect for times when you have to back out of a tight spot, off a trailer or out of a garage. Just push the button on the left-hand control block, and it electronically reverses the direction of the engine. But the real beauty of PERC is that it doesn't add weight like conventional mechanical systems.

## ADJUSTABLE SEAT ADJUSTS TO YOUR STYLE

The Polaris Adjustable Seat System (PASS) offers the best seat in the house for every rider size and riding style. Standard on every XC SP, the backrest adjusts 5" forward and back in 1-inch increments. And for a little more flexibility, the seat offers this bonus: 30% more "lockable" storage room for all of your trail essentials.



SHOWN WITH FAST™ M-10 SUSPENSION

# 600 XC SP™



## 50TH ANNIVERSARY EDITION

600 XC SP 50TH ANNIVERSARY EDITION. MIDNIGHT BLUE METALLIC. 121" X 15" X 1.25" TRACK, RYDE FX COMPRESSION-ADJUSTABLE IFS SHOCKS AND FOX® PS3™ CLICKER REAR-TRACK SHOCK



# 800/500 XC SP



500, 600, 700 AND 800 XC SPs AVAILABLE IN BLACK/SILVER OR RED/WHITE COLOR COMBINATION

# 700 XC SP



THE 2004 700 XC SP WITH FAST® M-10 REAR SUSPENSION WAS CALLED "... THE BEST RIDING, EASY STEERING, FLATTEST CORNERING SLED WE'VE EVER RIDDEN" BY THE *SUPERTRAX* NO BULL BUYERS GUIDE, DECEMBER 2003  
FAST® M-10 AVAILABLE DURING SNOW CHECK SELECT

**BUILT ON 50 YEARS OF HERITAGE, FEW SNOWMOBILES CAN MATCH THE PERFECT BALANCE OF POWER, CONTROL, CONFIDENCE AND DEPENDABILITY OF OUR XC SP. POWERED BY OUR LEGENDARY LIBERTY POWERPLANT, THE XC SP IS THE BENCHMARK FOR RIDE, HANDLING AND ALL-DAY COMFORT. HANDS DOWN.**

## POLARIS LIBERTY ENGINE WITH VES

The proven performance and reliability of the Polaris Liberty engine is alive in every XC SP model. Liberty features Grafal-coated pistons as well as a patented Variable Exhaust System (VES) for increased low-end and mid-range torque, horsepower, fuel economy and reduced emissions. Liberty accommodates both premium and regular fuel, thanks to a fuel octane switch that adjusts the ignition timing to the grade of fuel to maximize performance and reliability. And Detonation Elimination Technology (DET) keeps the 700 and 800 out of trouble caused by cold mornings, low elevations, lean jetting or bad fuel. A Polaris roller driven clutch for smooth upshifts, flawless backshifts and improved belt life is standard on all XC SPs.

## EDGE CHASSIS

Snocross-style wide running boards with boot grips add stability and control. Diecast aluminum bulkhead provides unsurpassed strength. Self-piercing rivets are 200% stronger than conventional rivets. And the Polaris Dual Angle Tunnel (DAT) aggressive tapered design creates greater rear-suspension travel without raising the center of gravity.

## FRONT AND REAR SUSPENSION

The EDGE IFS features an industry-leading 10.3" of travel, thanks to the snocross-tested, bump-absorbing, fade-free performance of Ryde FX High Pressure Gas shocks. Controlled Roll Center (CRC) geometry and composite skis with aggressive carbide runners optimize steering for flat cornering. The fully coupled EDGE rear suspension boasts nearly 14" of rear-axle travel, and a Fox Position Sensitive High Pressure Gas rear-track shock for the ultimate ride.

## RIDER FEATURES

XC SP riders will benefit from our Polaris Electric Reverse Control (PERC), which offers easy push-button reverse without the weight penalty of mechanical systems. And hands and thumbs will stay comfortable, thanks to warmers conveniently adjusted from the left-hand control block.

# DEEP SNOW







## FLOTATION THAT GETS YOU UP AND KEEPS YOU GOING

When it comes to conquering mountains, there's one thing that matters more than anything. Flotation. It's a factor so important that we went to work studying every part of the machine to see how we could get it on top of the snow more efficiently. So if you examine the nose pan, you'll find it's extra wide with a shallow angle of attack. This design provides more surface area to help lift the RMK to the top more effectively. Add in our patented Series 4 track, Sidehiller® 2 skis, tapered tunnel and Dual Purpose Rail (DPR), and you've got a sled built to excel in the steep and deep.

# IT'S EITHER A MOUNTAIN SLED, OR IT'S AN IMITATION.



**ASK ANYONE WHO HAS WATCHED FROM THE SIDELINES AT JACKSON HOLE, OR DECIDED TO LEAVE THE TRAIL BEHIND AND EXPLORE THE BACKCOUNTRY. THERE IS NO SUCH THING AS "PART" MOUNTAIN SLED. ONLY A PURPOSE-BUILT SNOWMOBILE CLIMBS TO THE TOP. ONE MADE FOR RUGGED MOUNTAIN TERRAIN AND DEEP POWDER SNOW. A SNOWMOBILE LIKE THE POLARIS RMK. ENGINEERED WITH 100% GRIT, GUTS, MOUNTAIN KNOW-HOW AND THE CLIMBING TECHNOLOGY NO ONE ELSE CAN MATCH.**

## NARROW RUNNING BOARDS CLIMB BETTER

If there's one code to live by in the mountains, it's that hype is for city folk. Reduced drag in deep snow and easier sidehilling result from our unique narrow running board design. Combined with the Polaris Series 4 track, you get a deeper bite in deep powder without "hanging up" or experiencing track cavitation when climbing a steep chute.



### PATENTED PERIMETER COOLING SYSTEM

Our Perimeter Cooling System (PCS) is designed to keep engine temperatures in check by circulating engine coolant effectively and efficiently throughout the outer roll of the tunnel. Additionally, this same coolant warms the running boards and melts the snow and ice that typically build up on them. Not only does this feature reduce excess weight and drag from the running boards, it allows the extruded ribbed edge to grip your boots when sidehilling, providing uncompromised footing and stability.

### WHERE THE RUBBER MEETS THE SNOW – THE SERIES 4 TRACK

Polaris understands there's plenty of fun to be had both climbing and on the trail. That's why we designed the Series 4 track for the 600, 700 and 800 RMK to work both in deep powder and on hard-packed trails. It's designed with a unique 2" lug with split-durometer technology featuring a stiff base for durability and outstanding performance on hard snowpack, as well as a soft, flexible tip to manage powder snow and deliver superior lift and flotation. The lug pattern is also staggered to provide maximum grip in all conditions, while running smoother and creating less vibration.



# 800 RMK<sup>®</sup>



RMKs HAVE WON MORE WORLD CHAMPIONSHIP HILLCLIMB  
TITLES THAN ALL OTHER MOUNTAIN SLEDS COMBINED

AVAILABLE IN 144", 151" AND 159" TRACK LENGTHS WITH 2" LUG HEIGHT

# 700 RMK

"RMK IS THE BEST ALL-AROUND MOUNTAIN SLED TO DO IT ALL, DEEP SNOW, TRAILS, BOONDOCKING..."  
SNOWTECH MAGAZINE



AVAILABLE IN 144" AND 151" TRACK LENGTHS WITH 2" LUG HEIGHT

# 600 RMK



AVAILABLE IN 144" TRACK LENGTH WITH 2" LUG HEIGHT

# TRAIL RMK



AVAILABLE IN 136" TRACK LENGTH WITH 1.25" LUG HEIGHT

THE EDGE RMK CONTINUES ITS DOMINANCE OF THE WEST IN THE STEEP AND DEEP. WITH A FLOTATION QUOTIENT™ SUPERIOR TO COMPETITIVE DEEP SNOW SLEDS, THE RMK GETS SERIOUS CLIMBERS ON TOP OF THE SNOW AND ON THE TOP OF THE HILL, TITLE AFTER TITLE, YEAR AFTER YEAR. CROWNED "SLED OF THE YEAR" BY *SNOWEST* THREE OF THE LAST FOUR YEARS, POLARIS EDGE RMK MODELS CONTINUE TO EVOLVE FOR 2005 THROUGH SUPERIOR TECHNOLOGY AND REDUCED WEIGHT.

## POLARIS LIBERTY ENGINE

Powering 600, 700 and 800 RMK models is the proven performance of the Polaris Liberty engine, known for delivering smooth and consistent power all day long. Liberty comes equipped with Grafal-coated pistons for durability and reliability. And it features a Polaris roller driven clutch that delivers a 3-5 mph track speed increase. Detonation Elimination Technology (DET™) keeps Liberty 700 and 800 out of trouble caused by cold mornings, low elevation, lean jetting or bad fuel. And our patented Variable Exhaust System (VES) boosts low-end and mid-range torque and horsepower while offering better fuel economy and reduced emissions. Liberty accommodates both premium and regular fuel, thanks to a fuel octane switch that adjusts the ignition timing to the grade of fuel to maximize performance and reliability. The Trail RMK is powered by the Polaris 550cc fan-cooled powerplant, featuring a digital ignition system for superior overall performance and durability, cylinder reed induction for outstanding power at low and mid-range RPM, and an Altitude Compensating Carburetion System (ACCS™) to ensure peak power delivery at any elevation.

## EDGE RMK CHASSIS

Built to handle the deep powder, difficult climbs and monster moguls, the EDGE RMK is the most accomplished and versatile chassis on the mountain. It features the Polaris Dual Angle Tunnel (DAT) that delivers industry-leading rear-suspension travel without sacrificing a low center of gravity.

## FRONT AND REAR SUSPENSION

The Polaris Dual Purpose Rail (DPR) is designed to deliver the agility of a short-track machine with the flotation and climbing prowess of a mountain sled. The rear suspension boasts up to 18.5" of travel (159" track), and features an Indy Select™ rear-track shock with a 300% compression adjustment range to fine-tune the ride for all conditions. The EDGE RMK IFS with patented Sidehiller® 2 skis and dual carbide runners virtually eliminates darting and reduces steering effort on hardpack. In the deep stuff, the Sidehiller 2 ski's down-turned outer edge, deep keel and offset design add flotation and sidehilling control. Overall, the EDGE RMK suspension is 5 lbs. lighter.

## RIDER FEATURES

Polaris Electric Reverse Control (PERC) lets you move in reverse at the push of a button, without the extra weight of mechanical systems. Adjustable handlebar hooks (600, 700 and 800) and flexible mountain bar help you maneuver and leverage your RMK when carving fresh powder or sidehilling to the top.



#### SHORT TRACK PERFORMANCE ON A LONG TRACK

Don't be fooled. The SwitchBack's 144" rear suspension features the Polaris Dual Purpose Rail (DPR). It angles up 2.8° behind the rear torque arm, giving SwitchBack a shorter wheelbase and tighter turning radius than competitive 136" designs. The result is superior agility on the trail. In addition, the greater length helps smooth out chatter bumps while providing unrivaled forward bite.



THE ONE TIME WE'LL BACK OFF –  
POLARIS ELECTRIC REVERSE CONTROL

We never quit moving forward, even when it comes to reverse. So we equipped SwitchBack with PERC (Polaris Electric Reverse Control). It's perfect for times when you have to back out of a tight spot, off a trailer or out of a garage. Just push the button on the left-hand control block, and it electronically reverses the direction of the engine. But the real beauty of PERC is that it doesn't add weight like conventional mechanical systems.

# CROSSOVER

## VERSATILITY IS A VIRTUE.

**FUN IS WHEREVER YOU FIND IT. ON A TWISTED, WOODED TRAIL. POUNDING A DITCH, OR CROSSING A POWDER-LADEN MEADOW. SO WE DESIGNED A VERSATILE SLED WITH DOMINANT ENGINE PERFORMANCE AND REVOLUTIONARY HANDLING THAT CAN TACKLE ANY TERRAIN YOU THROW AT IT. SOFT SNOW. HARDPACK. WHATEVER ADVENTURE COMES YOUR WAY.**

### PATENTED PERIMETER COOLING SYSTEM

Although it's called a cooling system, PCS is also a warming system. The same fluid that keeps every SwitchBack's Liberty engine running cool also keeps snow and ice from building up on the running boards. The extruded, ribbed edge of the running boards also delivers uncompromised footing and stability.

### SKIS BUILT TO PERFORM WHEREVER YOU WANT THEM TO PERFORM

SwitchBack comes equipped with patented Sidehiller 2 skis that feature a deep keel and dual runners for easy steering with virtually no darting on the trail. Run them in fresh snow, and the skis use their patented, down-turned outer edge for extra bite. Beyond that, the skis are offset for added flotation without added width. And you can adjust the ski stance from the factory-set 42.5" for precise trail handling to a narrow 41" for easier maneuverability in soft snow.



# 800 SWITCHBACK™



# 800 SWITCHBACK



**NO BOUNDARIES, NO LIMITS, NO COMPROMISE. WHETHER YOUR THIRST FOR ADVENTURE LIES ON THE TRAIL OR OFF, SWITCHBACK DELIVERS. ENGINEERED WITH POWERFUL VERSATILITY TO TACKLE A GROOMED TRAIL WITH INSPIRING CONFIDENCE OR A CLEARING OF FRESH POWDER WITH AGILITY, SWITCHBACK IS DESIGNED FOR THE ADVENTURE OF YOUR CHOICE.**

## **POLARIS LIBERTY ENGINE**

SwitchBack is powered by the proven performance and reliability of the Polaris Liberty engine. Liberty features Grafal-coated pistons for durability, a Polaris roller driven clutch for smooth upshifts, flawless backshifts and extended belt life, as well as a patented Variable Exhaust System (VES) for increased low-end and mid-range torque, horsepower, fuel economy and reduced emissions. Liberty accommodates both premium and regular fuel, thanks to a fuel octane switch that adjusts the ignition timing to the grade of fuel to maximize performance and reliability. We improved engine cooling in the 600 by 40% with a new water pump drive gear. And Detonation Elimination Technology (DET) keeps the 800 stainless VES out of trouble caused by cold mornings, low elevations, lean jetting or bad fuel.

## **EDGE CHASSIS**

The SwitchBack's EDGE chassis is highlighted by the Polaris Dual Angle Tunnel (DAT), an aggressive tapered tunnel for high ground clearance and maximum suspension travel. EDGE also features a higher handlebar position that makes sitting and standing easier. And the Perimeter Cooling System (PCS) with raised boot grips helps reduce ice buildup and provides sure footing.

## **FRONT AND REAR SUSPENSION**

SwitchBack IFS features an adjustable ski stance (41"/42.5"), Ryde FX High-Pressure Gas shocks, and Sidehiller 2 skis with dual carbide runners for confident control with virtually no darting. The rear suspension, with its 144" x 1.25" track, delivers an industry-leading 17" of rear-axle travel to soak up anything the roughest trail can dish out. A Ryde FX compression-adjustable rear-track shock adjusts with the simple turn of a dial to adapt to changing trail conditions or rider preference.

## **RIDER FEATURES**

SwitchBack riders enjoy our Polaris Electric Reverse Control (PERC) that offers push-button reverse without the weight of traditional mechanical systems. Adjustable handlebar hooks, standard rear rack and flexible mountain bar help you maneuver and leverage your way when carving or venturing off-trail.



SHOWN WITH PURE  
POLARIS ACCESSORIES

### BUMP-FREE RIDING, COMPLIMENTS OF THE SMOOTHEST SUSPENSION EVER: THE FAST® M-10

At the most common trail speeds, the FAST® M-10 is the undisputed champ when it comes to ride quality. There is simply no substitute. The M-10 delivers 14" of travel and features a Full Range Adjuster (FRA) that lets you fine-tune the ride to your weight, riding style and trail conditions. Unlike traditional progressive-rate rear suspensions, M-10 is a digressive or "falling-rate" suspension. As the M-10 suspension compresses while going over a bump, the suspension becomes softer. The bigger the bump, the more plush it becomes. M-10 is standard on the 500 and 600 Classic.

DUAL RUNNERS ON ACCU-TRAK™ 2 SKIS  
DELIVER PREDICTABLE, CONFIDENT CONTROL

The exclusive composite Accu-Trak 2 ski is designed with dual carbide runners that are positioned on a center keel so cornering is flawless and darting is virtually eliminated. This dual-runner design puts the control back where it belongs. With the rider.



# TRAIL LUXURY ONLY THE COMFORTABLE SURVIVE.

**WE MADE SURE COMFORT WAS AT THE FOREFRONT OF DESIGN WHEN WE CREATED THE POLARIS TRAIL LUXURY LINE OF SNOWMOBILES. SKILLFULLY BLENDED WITH PERFORMANCE, HANDLING AND STYLE, THESE MACHINES ARE PLUSH AND POWERFUL. STYLISH AND SMART. LOADED WITH CONVENIENCE AND STABILITY.**

## CHANGING DIRECTION MADE EASY

We equipped the 340, 550 and 600 Classic with PERC (Polaris Electric Reverse Control). It's perfect for times when you have to change direction on the trail, back off the trailer or out of a garage. Just push the button on the left control block and back up. Push the button again and head down the trail. It's that easy. (500 Classic features Polaris mechanical reverse system.)

## SEAT ADJUSTS TO YOUR SIZE AND YOUR STYLE

The Polaris Adjustable Seat System (PASS) offers the best seat in the house for every rider size and riding style. Standard on 500 and 600 Classic, the system allows the backrest on the seat to adjust 5" forward and back in 1-inch increments. And for more flexibility, the seat offers this bonus: 30% more "lockable" storage room to bring gear out on the trail.



# 600 CLASSIC



AVAILABLE IN BLACK/SILVER WITH FAST® M-10 REAR SUSPENSION

# 500 CLASSIC



AVAILABLE IN BLUE/WHITE WITH FAST® M-10 REAR SUSPENSION

# 550 CLASSIC



AVAILABLE IN BLACK/SILVER WITH EDGE REAR SUSPENSION

# 340 CLASSIC



AVAILABLE IN BLUE/WHITE WITH EDGE REAR SUSPENSION

**SMOOTH, RELIABLE POWER UNDER THE HOOD. A SUSPENSION THAT DELIVERS SUPERIOR PERFORMANCE ON THE TRAIL. STATE-OF-THE-ART CONTROLS RIGHT AT YOUR FINGERTIPS. FULLY FEATURED, THESE ARE THE CLASSICS. BUILT WITH A NO-COMPROMISE ATTITUDE. DELIVERING ON THE PROMISE OF PERFORMANCE, CONVENIENCE AND SOPHISTICATED STYLING.**

## **POLARIS LIBERTY ENGINE WITH VES**

Powering the **600 Classic** is the 600 Liberty engine. With proven performance and reliability, the 600 features the patented Variable Exhaust System (VES), which boosts low-end and mid-range torque and horsepower, optimizes top-end performance and improves fuel economy while reducing noise and emissions. The 600 also benefits from a fuel octane switch that adjusts the ignition timing to the grade of fuel to maximize performance and reliability. The **500 Classic** is powered by the legendary 500cc Polaris liquid-cooled engine, which continues to deliver trouble-free performance. The **550 Classic** and **340 Classic** utilize Polaris fan-cooled engines with a digital ignition system for outstanding overall performance and exceptional peace of mind.

## **EDGE CHASSIS**

EDGE features a more comfortable rider position, especially for long-distance rides, thanks in part to the PASS adjustable seat on the 500 and 600 models. A diecast aluminum bulkhead creates a lower center of gravity for more stability and flat cornering.

## **EDGE IFS AND FAST® M-10 REAR SUSPENSION**

The smoothest setup in the industry starts with the acclaimed EDGE Independent Front Suspension (IFS). The 500 and 600 benefit from Indy Select compression-adjustable shocks with 300% range of compression adjustability, while the 340 and 500 feature Nitrex twin-tube shocks. All Classic models (except the 340) benefit from top-of-the-line Accu-Trak composite skis with dual carbide runners for precise handling and virtually no darting. The 500 and 600 feature the Fast® M-10 rear suspension, the undisputed smoothest ride on snow. Not to mention 14" of plush travel, courtesy of Fox® gas shocks with a remote reservoir. The proven EDGE rear suspension is found under the 340 and 550.

## **RIDER FEATURES**

All Classic models feature electric start, adjustable hand and thumb warmers, a 12 volt accessory plug-in for your GPS or phone, mirrors and an 11.8 gallon fuel tank for extended range. And a slightly taller, flared windshield provides increased wind protection. Polaris Electric Reverse Control (PERC) is standard on the 340, 550 and 600. Electric fuel gauge is standard on the 500 and 600.

## THE POLARIS TOURING SEAT – COMFORT AND FLEXIBILITY

It simply doesn't get any more comfortable than this for one or two riders. The stylish Touring pillow top design has more support, a better fit and softens the ride mile after mile. The bucket-style passenger seat features our exclusive adjustable lumbar support. The seat can also be easily removed to provide expanded cargo space for your gear, our Pure Polaris accessory storage box or lockable Touring cover. You can even integrate our quick-release accessory bags and racks that work together seamlessly as a system to haul extra gear for trailside activities. Additional utility comes in the form of a standard tow hitch receiver. Attach the accessory tow hitch, and hooking up to sleighs and other towables has never been easier. Suddenly, you've got the ultimate sport utility sled.



# TWO-UP TOURING

## THE ODOMETER. THE ULTIMATE MEASURING STICK OF A SLED'S RIDE.

**COMFORT IS WHAT IT'S ALL ABOUT WHEN IT COMES TO BUILDING THE ULTIMATE TOURING SNOWMOBILE. FROM PILLOW TOP SEATS AND PURPOSE-BUILT TOURING AMENITIES TO INDUSTRY-LEADING SUSPENSION AND ERGONOMICS, POLARIS TOURING SLEDS ARE DESIGNED WITH LUXURY IN MIND.**



### BEST REAR SUSPENSION IN ITS CLASS

EDGE Touring has combined the best aspects of Polaris technology, creating a revolutionary rear suspension with the widest range of load-carrying capacity, yet it delivers a consistently plush ride. The Ride Control Adjustment (RCA) allows you to adjust the rear-suspension geometry for maximum comfort and responsiveness, with industry-leading 15.2" of travel. The push-button FAST® M-10 ACE™ on the 800 Touring and 600 Touring 50th Anniversary Edition easily fine-tunes the rear suspension to exactly how you want it, from "soft" to "firm" – right from the driver's seat for ultimate comfort over any terrain.





SHOWN WITH SOLO  
TOURING TRUNK COVER



SHOWN WITH THE HAUL  
ALL TOURING PACKAGE



SHOWN WITH THE BUDDY  
SYSTEM TOURING PACKAGE

## ADJUSTABLE AMENITIES FOR YOU AND YOUR PASSENGER LITTLE THINGS THAT MAKE FOR A LUXURIOUS RIDE

It's the extras that make a good ride great, so our Touring riders get the deluxe treatment. An adjustable lumbar support for the long ride. Most models include heated passenger handgrips with a hi/low switch, and wind-slicing, hand-warming gauntlets offer the ultimate comfort on the trail. Wide floorboards, adjustable passenger footrests and handholds complete the package. See specifications for model by model features.

## PUSH BUTTON REVERSE

Push the button, and you're on your way. It's really that easy. We equipped most Touring models with PERC (Polaris Electric Reverse Control). It's perfect for backing out of a tight spot, off a trailer or out of a garage. Just push the button on the left-hand control block and back up. (The Frontier® Touring and WideTrak™ LX utilize Polaris mechanical reverse systems).



# 600 TOURING



## 50TH ANNIVERSARY EDITION

600 EDGE TOURING 50TH ANNIVERSARY EDITION. MIDNIGHT BLUE METALLIC.  
PUSH-BUTTON EDGE TOURING ACE STANDARD

## 800 EDGE/FRONTIER TOURING



AVAILABLE IN BLACK METALLIC

## 600 EDGE/340 TOURING



AVAILABLE IN SOLAR RED OR 50TH ANNIVERSARY MIDNIGHT BLUE METALLIC (600 ONLY)

## TRAIL TOURING/DLX



AVAILABLE IN BLACK METALLIC

## WIDETRAK LX



AVAILABLE IN SOLAR RED

**BUILT FOR THOSE GOOD TIMES THAT ARE BEST SHARED. POLARIS TOURING MODELS ARE SPACIOUS AND COME STANDARD WITH POWER AND AMENITIES FOR TWO. AND TO SHOW THEIR VERSATILITY, TOURING MODELS EASILY CONVERT INTO UTILITY AND LUXURY RIDES MORE PERFECTLY SUITED FOR ONE. COMPLETE WITH MORE CARGO SPACE, MORE COMFORT AND MORE FEATURES THAT KEEP RIDERS GOING, TRAIL AFTER TRAIL. MILE AFTER MILE.**

### POLARIS LIBERTY ENGINE

The **600** and **800 Touring** are powered by the industry's most proven performer: the Liberty liquid-cooled engine with Grafal-coated pistons for long life, and VES (Variable Exhaust System – stainless steel in 800 Touring) for smooth two-up power and increased fuel economy, plus reduced noise and emissions. The 800 also features our Detonation Elimination Technology (DET) to protect your engine from cold morning starts, low elevations, lean jetting or bad fuel. The **Frontier Touring** uses the EPA-compliant Polaris Liberty electronically fuel-injected 4-cycle engine that delivers up to 20-25 mpg at trail speeds. Start one up and you'll find the compact twin-cylinder, lightweight design offers great throttle response, quick starts, excellent fuel economy and smooth operation at any altitude or temperature. **Trail Touring DLX**, **Trail Touring** and **340 Touring** are equipped with powerful, durable Polaris fan-cooled engines with digital ignition for outstanding performance and great fuel economy.

### EDGE CHASSIS

The EDGE Touring chassis is the foundation of snowmobiling's most luxurious two-up ride. With our accessory system, you can easily transform EDGE Touring models from two-up sleds into stylish one-up cruisers or sport utility sleds with extra cargo capacity. All EDGE Touring models have a tow hitch receiver for easy hookup to sleighs and other towables.

### EDGE TOURING SUSPENSION

The EDGE Touring rear suspension delivers the widest range of carrying capacity available and 15.2" of rear travel for a consistently plush ride. Ride Control Adjustment (RCA) lets you adjust the geometry of the suspension to fine-tune your ride for maximum comfort and responsiveness. The EDGE IFS features an industry-leading 10" of travel and Controlled Roll Center (CRC) steering to keep the skis solidly on the trail. Accu-Trak 2 skis (not available on 340 Touring or WideTrak LX) feature dual carbide runners for precise handling and virtually no darting. The 340 Touring rides on the EDGE 136" rear suspension, with nearly 14" of travel for comfort and greater stability.

### RIDER FEATURES

Because the extras help make the ride, most 2005 Touring machines come equipped with electric start, Polaris Electric Reverse Control (PERC), driver hand and thumb warmers, adjustable, heated passenger handgrips with gauntlet-style wind deflectors, electric fuel gauge, mirrors and a 12-volt plug-in. Touring riders of all sizes benefit from adjustable passenger footrests and wide floorboards for long-distance comfort. Individual model features vary. Please check specifications on page 79.

### WIDETRAK LX

The WideTrak LX sports the reliable liquid-cooled Polaris 500 twin, complete with hi/low range transmission and reverse. The proven, reliable Gen II chassis has a large under-seat storage area and rear cargo rack that provide plenty of room for gear and a tow hitch for easy hookup to sleighs and other towables. The WideTrak LX features an Independent Front Suspension (IFS) with Nitrex shocks and adjustable-coupling rear suspension that's designed to increase steering control when towing heavy loads.



**EXCEPTIONAL RIDER COMFORT AND EASY HANDLING  
MAKE EVEN A BEGINNER FEEL LIKE A PRO**

Designed for rider comfort, the EDGE chassis overdelivers. A diecast aluminum bulkhead offers more riding stability and uses self-piercing rivets that are 200% stronger than conventional rivets. It also positions the engine at a center of gravity for effortless handling. What's more, the fully coupled EDGE rear suspension, known for excellent weight transfer, soaks up stutter bumps and reduces kickback on rougher trails. Both the Polaris Indy 500 and Super Sport feature a Fox® Position Sensitive rear-track gas shock that automatically softens the ride in the "ride zone."

BEST VALUE IN A FULL-FEATURED SLED INCLUDING REVERSE

PERC (Polaris Electric Reverse Control) comes standard on the Super Sport and is perfect for times when you have to back out of a tight spot, off a trailer or out of a garage. Just push the button on the left control block and back up. Push it again, and you're on your way. It's that easy.

# TRAIL SPORT/KIDS

## A SLED SHOULD BE BUILT TO RIDE LIKE A MILLION BUCKS, NOT COST ONE.

THE DEFINITION OF "GREAT VALUE" IS BELIEVING YOU RECEIVE FAR MORE THAN YOU PAID FOR. THIS HOLDS TRUE FOR OUR TRAIL SPORT FAMILY. WE NEVER SKIMP ON QUALITY OR FEATURES. IN FACT, YOU'LL FIND MANY OF THE SAME KEY COMPONENTS WE USE ON OUR HIGH-PERFORMANCE XC SPs ON EVERY TRAIL SPORT SNOWMOBILE WE BUILD. RECENTLY, *SUPERTRAX* MAGAZINE GAVE OUR TRAIL SPORT SLEDS THE TITLE OF "BEST VALUE. THESE SLEDS KEEP DELIVERING WHAT MOST SLEDDERS NEED."

*SUPERTRAX*, DECEMBER 2003



### GOING IS IMPORTANT – STOPPING EVEN MORE SO

High-performance Phantom hydraulic brakes mean smooth, easy braking with minimal hand effort. Ideal for beginners as well as veteran riders.

### SNOCROSS-STYLE RUNNING BOARDS ADD STABILITY

The Super Sport features the same wide running boards found on the XC SP. Boot grips add to outstanding rider stability and comfort.



# SUPER SPORT



"THE BEST VALUE . . . THE BEST RIDE WITH  
THE MOST TRAVEL IN ITS SEGMENT." *SUPERTRAX*, DECEMBER 2003

SHOWN IN RED/WHITE WITH FAST® M-10 REAR SUSPENSION  
(M-10 ONLY AVAILABLE ON SUPER SPORT DURING SNOW CHECK SELECT)

# SUPER SPORT



SHOWN IN BLACK/SILVER WITH STANDARD EDGE REAR SUSPENSION

# POLARIS INDY 500



# 120 PRO X™



**GET ON A SUPER SPORT OR POLARIS INDY 500, AND THERE'S NO DOUBT THIS IS THE ESSENCE OF SNOWMOBILING. PURE SLEDDING FUN. BUILT FOR KICKS ON THE TRAIL. A NO-NONSENSE DOSE OF THE SPORT. IT COMES LOADED WITH THE QUALITY TO KEEP YOU ON THE TRAILS. ALONG WITH THE KIND OF STANDARD FEATURES THAT BRING OUT THE BEST IN EVERY RIDER.**

## ENGINES

The **Polaris Indy 500** comes equipped with the proven Polaris liquid-cooled Polaris 500cc twin. Known for its durability, this legendary powerplant delivers consistently smooth power and super-crisp throttle response. The **Super Sport** features a Polaris 550cc fan-cooled engine with digital ignition that delivers reliable performance, plenty of power, plus the added benefit of excellent fuel economy.

## EDGE CHASSIS

A diecast aluminum bulkhead offers more riding stability and uses self-piercing rivets, which are 200% stronger than conventional rivets. Super Sport has snocross-style wide running boards with boot grips for added stability and control.

## EDGE FRONT AND REAR SUSPENSION

The EDGE front suspension delivers 10" of travel and features Controlled Roll Center (CRC) steering geometry for sharper handling, confident cornering and greater stability. The fully coupled EDGE rear suspension boasts nearly 14" of travel, Nitrex IFS shocks and a Fox® Position Sensitive rear-track gas shock.

## RIDER FEATURES

The Super Sport features the convenience of PERC (Polaris Electric Reverse Control).

**ONCE YOUR KIDS CATCH SIGHT OF THE 120 PRO X, THEY'RE HOOKED. GOVERNED TO 8 MPH AND LOADED WITH SAFETY FEATURES, THE 120 INTRODUCES YOUR KIDS TO SNOWMOBILING IN A CONTROLLED MANNER. BEFORE YOU KNOW IT, THEY'LL MATCH YOUR PASSION FOR SLEDDING DOWN THE TRAIL WITH FRIENDS AND FAMILY.**

The 120 PRO X has a bulletproof 120cc 4-cycle overhead-valve engine for smooth, clean-running power. The 120 PRO X has lightweight, corrosion-resistant construction that makes it the lightest sled in the class. It also has the most travel in its class – 3" in front and 7" in back – for a stable, comfortable ride. Safety features include a key ignition, shutoff tether, handlebar shutoff button, hood-activated shutoff and orange safety flag. You even get under-seat storage and a rear-axle foot guard to keep your little ones safe and sound.

## 50TH ANNIVERSARY COMMEMORATIVE SNOWMOBILES

SOME MODELS AND OPTIONS ONLY AVAILABLE DURING SNOW CHECK™ SELECT.

**900 FUSION** Commemorative 50th Anniversary Edition Package: Midnight Blue Metallic, graphics, premium High-Pressure Gas shocks, and limited edition Multi-Function Display with altitude and ambient air temperature. Or choose the 50th Anniversary colors and graphics only.

**900 RMK** The 151" 900 RMK Anniversary models are available with 50th Anniversary Midnight Blue Metallic and graphics, or our premium Ryde FX gas IFP shock package and 2.4" powder track, or both. The 166" 900 RMK Anniversary model comes with 50th Anniversary colors and graphics, premium shock package, 2.4" powder track, our exclusive Projector Beam lighting, as well as a limited edition Multi-Function Display with altitude and ambient air temperature.

**600 XC SP** Commemorative 50th Anniversary Edition Package: Midnight Blue Metallic. 121", X 15" X 1.25" Track, Ryde FX Compression-Adjustable IFS Shocks and Fox® PS3™ Clicker Rear Track Shock

**600 TOURING** Commemorative 50th Anniversary Edition Package: Midnight Blue Metallic, graphics and EDGE Touring ACE Rear Suspension.



# FIFTY YEARS. THAT'S A GOOD

AFTER FIVE DECADES LEADING THE SPORT, WE'VE PASSED EVERY RIGOROUS EXAM THROWN OUR WAY, INCLUDING THE TEST OF TIME. SO THIS YEAR, AS WE CELEBRATE FIFTY YEARS AS THE INVENTORS OF THE SNOWMOBILE, WE INTRODUCE A LINEUP OF SPECIAL EDITION PRODUCTS TO COMMEMORATE THE LAST HALF-CENTURY, AND TO GEAR UP FOR THE NEXT FIFTY YEARS TO COME.



### 50TH ANNIVERSARY MEN'S LEATHER LETTERMAN'S JACKET

Cut from dark navy-blue full-grain leather, our Letterman's Jacket features embroidered chenille patches, custom logo snaps and a large rubber 50th Anniversary logo on the back. The knit collar, cuffs and waistband offer a snug, comfortable fit, and a handy inside pocket has plenty of room for your cell phone and other essentials.

S-XL \$299.99 \$449.99 CAN  
2XL-3XL \$329.99 \$494.99 CAN  
#2854320



### 50TH ANNIVERSARY NAVY NYLON JACKET

Ideal for spring or fall, our water-resistant Nylon Jacket has a soft, lightweight fleece lining to keep you comfortable in changing weather conditions. And the 50th Anniversary logo is embroidered right over your heart.

S-XL \$59.99 \$89.99 CAN  
2XL \$64.99 \$98.99 CAN  
#2844105





POLARIS



# START.



## 50TH ANNIVERSARY RUBBER LOGO SWEATSHIRT

This comfortable blue sweatshirt features a rubberized 50th Anniversary full logo on the front. It is made of an 80/20 cotton-polyester blend and has long-lasting colors/graphics that resist fading and withstand heavy wearing and washing.  
M-XL \$49.99 \$74.99 CAN  
2XL \$54.99 \$79.99 CAN  
#2844391



## 50TH ANNIVERSARY BACKPACK

Made of durable, heavy-duty fabric, our 50th Anniversary Backpack features a padded back panel for comfort, adjustable shoulder straps and multiple roomy storage pockets for all your gear.  
\$49.99 \$79.99 CAN #2834944




## 50TH ANNIVERSARY PATCH LOGO HAT

\$14.99 \$19.99 CAN  
#2844956



## 50TH ANNIVERSARY SPORT WATCH

\$54.99 \$84.99 CAN  
#2834928



## POLARIS LEGENDS BOOK

\$39.99 \$59.99 CAN  
#2834921

## 50TH ANNIVERSARY GYM BAG (NOT SHOWN)

\$49.99 \$79.99 CAN #2834945

# WE BELIEVE.

THE BEST WAY TO MAKE GEAR FOR RIDING IS TO RIDE. TO SEEK OUT CONDITIONS MOST PEOPLE CAN ONLY IMAGINE. AND TO MAKE SURE WE HAVE AN EAR-TO-EAR GRIN FROZEN ON OUR FACE THE WHOLE TIME. THE TRUE TEST OF GREAT GEAR WILL ALWAYS BE MEASURED BY THE SIZE OF THAT SMILE. **PURE POLARIS**







**TRAIL RIDER APPAREL AND ACCESSORY SYSTEM**

**A LITTLE TOO MUCH COMFORT NEVER HURT ANYONE.**

When the time comes to get out into the world, cruising the trails and taking in what winter has to offer, nothing should get in the way of the experience. So we went to work building outerwear and accessories that put comfort and convenience at the forefront. We constructed a special line of apparel that's packed with features like extra-fill insulation, huge amounts of storage and superior venting. All designed to perfectly match our line of Touring snowmobiles. Now that's the ultimate trail experience.

*Trail Rider Apparel System Information*

LE 5 Helmet Page 53 Mountaineer System Jacket Page 56 Women's MVT Bib Page 59 Xtreme II Leather Boot Page 62 Women's Indy Nylon Glove Page 62 Polaris Knit Headband Page 65

*Trail Rider Accessory Package Information*

Windshield Page 72 Skid Plate Page 71 Hood Screen Kit Package Page 69 Front Bumper Page 71



Purchase the apparel and accessory packages above for as low as \$25 a month with the Star Card.

**DEEP SNOW RIDER APPAREL AND ACCESSORY SYSTEM**

**IT TAKES A MOUNTAIN RIDER TO KNOW A MOUNTAIN RIDER.**

When it came to designing the ultimate deep snow machine, we looked to the only people we rightfully could – mountain riders. When it came to designing our Western gear, we looked to Todd Trent from Bozeman, Montana. With 28 years of experience behind him, he made sure that the details mountain riders look for were included in the jacket and bib styling. Jackets that are waterproof and breathable. Liners that can be worn alone or with a shell. Bibs that even have silicone grips for sidehilling and a harness for keeping the bibs on your shoulders, not off.

*Mountain Rider Apparel System Information*

RMK Moto Helmet Page 54 Vertical Assault System Jacket Page 55 Vertical Assault Uninsulated Bib Page 61 Sidehill Boot Page 62 Sidehill Glove Page 62 Polaris Snowmobiles Foam Ballcap Page 63

*Mountain Rider Accessory Package Information*

Windshield Page 72 Mountain Bar Page 69 Skid Plate Page 69 Rear Rack Bag Page 69 Snow Flap Page 69 Handlebar Hooks Page 69



Purchase the apparel and accessory packages above for as low as \$30 a month with the Star Card.

# CONTENTS

- 53 HELMETS
- 55 FUSION + WESTERN RIDER
- 57 MEN'S JACKETS
- 59 WOMEN'S JACKETS + BIBS
- 60 YOUTH APPAREL
- 61 MEN'S BIBS
- 62 GLOVES + BOOTS
- 63 SPORTSWEAR, KNITWEAR + MORE
- 66 BAGS + NOVELTIES
- 67 COVERS
- 68 TOURING BAGS
- 69 900 RMK ACCESSORIES
- 70 FUSION ACCESSORIES
- 71 EDGE COLORED ACCESSORIES
- 72 WINDSHIELDS
- 73 SKIS + CARBIDES
- 74 TRACTION
- 75 TOURING ACCESSORIES
- 76 LUXURY ACCESSORIES
- 77 GARAGE
- 78 OILS + LUBES



#### PERFORMANCE RIDER APPAREL AND ACCESSORY SYSTEM

#### ATTITUDE SHOULD ALWAYS COME WITH THE GOODS TO BACK IT UP.

Every piece of our performance apparel system is built with the same performance-hungry gene as our XC SP line of snowmobiles. Give them a try while on the track or out tearing up a trail, and you'll see. They're constructed with things like built-in armor and protection, maximum waterproofing, advanced venting, convertible zip-in/zip-out thermal insulation and a fit designed to make the ride better. All-in-all, the perfect complements for a machine that likes to go as much as you.

#### Performance Rider Apparel System Information

IQ Helmet Page 53 IQ Jacket Page 56 IQ Bib Page 61 Ultimate II Leather Boot Page 62  
Gore-Tex® Ultimate Glove Page 62 Polaris Knit Skull Cap Page 65

#### Performance Rider Accessory Package Information

Windshield Page 72 Skid Plate Page 71 Hood Screen Kit Page 71 Handlebar Hooks Page 71 Snow Skirt and Snow Flap Page 71



Purchase the apparel and accessory packages above for as low as \$30 a month with the Star Card.

## CLOSED-FACE HELMETS ARE WARM, SAFE AND FEATURE PACKED

They're designed to keep your head warm and those cold winds out when you need it most. You'll notice how easily the face shields flip up for communication. The anti-fog lenses, high-flow mouth vents and innovative breath deflectors, combined with our optional electric shield, will keep you fog free for the entire ride.



### a| MODULAR

The chin bar lifts to let you talk or take a bite to eat. The Modular's integrated drop-down sun visor means instant bright-light protection. And the easy-removal mouthpiece air intake eliminates fogging. The Aramid shell and polycarbonate chin bar offer excellent impact absorption.  
 Sizes S-2XL \$329.99 \$479.99 CAN   
**Blue/White/Black** #2855405  
**Red/White/Black** #2855404  
**Silver/White/Black** #2855406  
**50th Anniversary Blue** #2855408  
**All Black** \$319.99 \$469.99 CAN #2855407

### b| IQ

The IQ helmet's high-tech Aramid composite construction is light and incredibly rugged to absorb impacts. The IQ's dual-pane lens and high-flow air venting system prevents fogging.  
 Sizes S-2XL \$199.99 \$289.99 CAN   
**Red** #2855409  
**Black** #2855411  
**Blue** #2855410  
**All Black** \$194.99 \$279.99 CAN #2855412

### c| LE 5

The LE 5 full-face helmet is built of a lightweight injection-molded Lexan® outer shell with an impact-absorbing EPS liner. The dual-pane lens and flow-through venting system will work to keep your vision free and clear all day long.  
 Sizes S-2XL \$139.99 \$199.99 CAN   
**Red/White/Black/Silver** #2855413  
**Blue/White/Black** #2855414  
**Black/Silver/White** #2855415  
**Solar Red/White/Black** #2855416  
**All Black** S-2XL \$129.99 \$189.99 CAN  
 Size 3XL \$139.99 \$199.99 CAN #2855417

### d| SWITCHBACK

If you only want one helmet, but are torn between the visibility benefits of a moto style and the warmth of a full-face style, the SwitchBack helmet is your solution. The visor and face lens are interchangeable. Its Aramid composite construction is light but rugged.  
 Sizes S-2XL \$229.99 \$349.99 CAN   
**Yellow/Silver/Black** #2854421  
**Black/Silver/Charcoal** #2854422  
**Red/Silver/Black** #2854419  
**Blue/Silver/Black** #2854420  
**All Black** \$219.99 \$329.99 CAN #2854418

### e| BATTERY PACK FOR ELECTRIC SHIELD

Exclusive Polaris electric shield battery pack is compatible with all electric shields and eliminates wire connection to snowmobile. It's small enough to fit in your chest pocket and has a 4-6 hour life. Includes charger, connecting wires and case. Does not include electric shield.  
 \$169.99 \$249.99 CAN #2855425

### MODULAR ELECTRIC SHIELD (NOT SHOWN)

\$129.99 \$179.99 CAN #2852435

## DON'T WORRY ABOUT YOUR MOTO-STYLE HELMETS, WE'VE GOT IT COVERED.

Highmarking a 12,000 foot peak or blasting across a frozen lake is totally different from gently cruising a flat trail. Open-faced helmets are perfect for aggressive riders and powder hounds. These moto-style helmets offer better protection from hard impacts, plus they're lighter with an increased field of vision. Use them with Dual Lens goggles for anti-fogging.



### a| 50TH ANNIVERSARY MOTO HELMET

This special-edition helmet features the Blue Thunder, Silver and Gold graphics and special logo found on all of our Anniversary Edition products.

**50th Anniversary Blue Thunder/Silver/Gold**  
S-2XL \$169.99 \$249.99 CAN    
#2855424



### b| RMK MOTO HELMET

Features advanced alloy composite shell with removable washable liner. Adjustable forward air intake system with removable breath deflector.

Sizes S-2XL \$169.99 \$249.99 CAN    
**Red/Black** #2855422  
**Black/Red** #2855423



### c| FACTORY RACE HELMET

A lightweight shell made of tough, injection-molded polycarbonate. Race graphics.

Sizes S-2XL \$149.99 \$209.99 CAN    
**Red/Orange** #2855403

### d| SPEED MX HELMET

The polycarbonate outer shell construction is lightweight and durable to give you ample protection. Adjustable venting keeps the rider comfortable.



Sizes S-2XL \$129.99 \$179.99 CAN  

**Red/Black/Silver** #2854423  
**Blue/Black/Silver** #2854424  
**Yellow/Black/Silver** #2854425  
**Black/Silver/Charcoal** #2854426

**All Black** Size S-2XL \$99.99 \$159.99 CAN  
Size 3XL \$109.99 \$169.99 CAN #2853422

### e| MVx MOTO HELMET

Features an injection-molded polycarbonate outer shell with a removable inner liner. The goggle strap grippers help to keep your goggles in place. You'll have plenty of fresh air, with the MVx's direct air intake channels on the chin guard.

Sizes S-2XL \$129.99 \$179.99 CAN  

**Red/White/Black** #2855418  
**Blue/White/Black** #2855419  
**Black/White/Black** #2855421  
**Yellow/White/Black** #2855420

### f| DUAL LENS GOGGLES

Dual-pane lens prevents fogging. Replacement lenses available.

\$39.99 \$59.99 CAN

**Black** #2855426

**Red** #2855427

**Blue** #2855428

### g| REPLACEMENT DUAL LENSES

\$14.99 \$22.99 CAN

**Clear** #2855433 (NOT SHOWN)

**Smoke** #2855434

**Blue** #2855435

**Iridium** #2855436



## THE COLD CAN BE AS BITTER AS IT LIKES.

When the snow experience you choose is one of pure acceleration, there's nothing better to have along for the ride than Pure Polaris performance jackets. Pure Polaris jackets are made to accommodate a variety of riding conditions. Our waterproof, breathable technology along with matching graphics gives you the ultimate ride. And best of all, they're designed to match the factory colors of your Polaris sled. So you get the full-blown snowmobiling experience, as only Polaris can deliver.



### a| FUSION JACKET

Designed with racing in mind. Its nylon shell is treated with a waterproof and breathable coating. The thermal liner zips in or out to match your riding conditions. Full vents, pre-curved arms, and adjustable wrists and waist for comfort.

Men's Sizing S-XL + Talls \$249.99 \$349.99 CAN

Men's Sizing XLT-3XL + Talls \$274.99 \$384.99 CAN

**Red/Black/Charcoal/Gray** #2855113 (as shown on mannequin)

### b| XMT GORE-TEX® SYSTEM JACKET

Gore-Tex® XCR fabric delivers a high level of breathability as well as excellent waterproofing. It's fully vented and has waterproof zippers. The front hem is scooped up for reduced bulk while sitting, and the drop rear adds protection while standing. Also includes hideaway hood.

Men's Sizing S-XL + Talls \$379.99 \$529.99 CAN

Men's Sizing XLT-3XL + Talls \$417.99 \$582.99 CAN

**Blue/Black** #2855130, **Red/Black** #2855129, **Black/Charcoal** #2855131

### c| VERTICAL ASSAULT SYSTEM JACKET

This jacket was designed and tested by mountain riders for mountain riders. Its waterproof, breathable rip-stop nylon with Cordura® overlays delivers performance and durability. Waterproof zippers further protect against wetness. Fully vented at the arms, chest and shoulder blades for ultimate climate control.

Men's Sizing S-XL + Talls \$269.99 \$379.99 CAN

Men's Sizing XLT-3XL + Talls \$296.99 \$417.99 CAN

**Red/Black** #2855126, **Black/Black** #2855128, **Blue/Black** #2855127

### d| ASCENT SOFTSHELL JACKET

The flexible, four-way-stretch softshell fabric delivers unprecedented comfort on the trail. Its fabric offers windproof, waterproof and breathable performance, making it ideal for all outdoor sports. Great liner or wear-alone option.

Men's Sizing S-XL \$149.99 \$209.99 CAN

Men's Sizing XLT-3XL \$164.99 \$230.99 CAN

**Black/Charcoal** #2855134

### e| XC JACKET

The XC Jacket will keep you warm and looking good all season long.

The cut and snow skirt are tailored to keep cold air and snow dust out.

Men's Sizing S-XL + Talls \$229.99 \$329.99 CAN

Men's Sizing XLT-3XL + Talls \$252.99 \$362.99 CAN

**Black/Red** #2855106

### f| IQ JACKET

The IQ nylon shell is treated with a waterproof, breathable coating. The thermal liner zips in or out to accommodate unpredictable riding conditions. The IQ Jacket has full vents, pre-curved arms, and adjustable wrists and waist.

Men's Sizing S-XL + Talls \$249.99 \$349.99 CAN

Men's Sizing XLT-5XL + Talls \$274.99 \$384.99 CAN

**Blue/Black** (S-3XL) #2855115, **Red/Black** (S-5XL) #2855114

**Black/Charcoal** (S-3XL) #2855116, **50th Anniversary**

**Blue/Silver/Gold** (S-3XL) #2855117 (as shown on mannequin)

### g| MOUNTAINEER SYSTEM JACKET

This jacket has been our best-seller for five years running. The waterproof yet breathable nylon shell can be worn alone or zipped together with the liner (sold separately) on cooler days.

Men's Sizing S-XL + Talls \$199.99 \$289.99 CAN

Men's Sizing XLT-3XL + Talls \$219.99 \$318.99 CAN

**50th Anniversary Blue Thunder/Silver/Gold** #2855125,

**Black/Charcoal** #2855124, **Blue/Black** #2855123, **Red/Black** #2855122





TO SEE FULL PRODUCT LINE, CONTACT YOUR POLARIS DEALER OR GO ONLINE AT [polarisindustries.com](http://polarisindustries.com)

## COMFORT MAKES THE EXPERIENCE BETTER

Crossing snow-drifted fields or just tooling through the woods and taking in the sights, this gear fits the bill. Jackets made to complement sleds while providing maximum warmth with minimum bulk. System jackets accommodate various riding conditions. Waterproof and breathable technology gives you the ultimate ride.



### a| RACE CREW JACKET

Designed for the race with 200 grams of ThermoLite® Plus insulation and shoulder and back venting for additional climate control. Heavy nylon shell provides extra durability in key wear areas.

Men's Sizing S-XL + Talls \$229.99 \$329.99 CAN  
Men's Sizing XLT-3XL + Talls \$252.99 \$362.99 CAN  
**Red/Black** #2855100

### b| ESCAPE 3/4-LENGTH JACKET

The 3/4 length provides warmth, while vented underarms and shoulders add extra climate control. The outer shell is waterproof and breathable. The padded lower back adds support for long days on the trail.

Men's Sizing S-XL + Talls \$219.99 \$319.99 CAN  
Men's Sizing XLT-5XL + Talls \$241.99 \$351.99 CAN  
**Red/Black** (XLT-5XL) #2855118, **Black/Charcoal** (XLT-3XL) #2855120, **Blue/Black** (XLT-3XL) #2855119, **Solar Red/Black** (as shown, XLT-3XL) #2855121

### c| 3/4-LENGTH FACTORY RACE JACKET

Designed for racers. Loaded with eight external, closable pockets, to carry everything from your cell phone to your tools. The tough outer shell will survive even the roughest treatment and keeps cold and moisture out.

Men's Sizing S-XL + Talls \$229.99 \$329.99 CAN  
Men's Sizing XLT-3XL + Talls \$252.99 \$362.99 CAN  
**Black/Red** #2855101

### d| COMPETITION JACKET

Jacket uses 200 grams of ThermoLite® Plus insulation to provide extra warmth. Two front pockets, adjustable sides and graphics.

Men's Sizing S-XL + Talls \$199.99 \$279.99 CAN  
Men's Sizing XLT-5XL + Talls \$219.99 \$307.99 CAN  
**Orange/Blue/Black** #2855108, **Blue/Black** #2855107, **Black/Charcoal** #2855109

### e| EDGE FACTORY RACE LEATHER JACKET

Jacket is made of lightweight, high-quality leather. Features carbon leather at the shoulders and neck for maximum impact protection. It has underarm zips and a vent on the back for climate control.

Men's Sizing M-XL \$399.99 \$599.99 CAN  
Men's Sizing XLT-3XL \$439.99 \$659.99 CAN  
**Black/Red** #2854301, **Black/Blue** #2854302, **Black/Charcoal** #2854300

### f| RACE PULLOVER

Lightly insulated for high-performance riders. Heavy-duty polyurethane-coated nylon is ideal for warmer-weather riding.

Men's Sizing S-XL \$119.99 \$169.99 CAN  
Men's Sizing 2XL-3XL \$131.99 \$186.99 CAN  
**Red/Black** #2855112, **Orange/Red** #2855110, **Blue/Black** #2855111

## PILE ON THE LAYERS TO KEEP THE COLD OUT.

Keeping your core at a cozy 98.6° is all in the layers you choose. Base layers designed to quickly wick moisture from your skin. Fabrics that breathe to manage moisture, so you don't get clammy. Outer layers that keep the right amount of heat in, but with a way to let the excess out. In short, with the right layers, the cold can search all it likes, but it won't find a way in uninvited.



### a| LE JACKET

Nylon Taslan® shell with polyurethane coating for waterproof performance.  
Men's Sizing S-XL \$99.99 \$139.99 CAN  
Men's Sizing 2XL-3XL \$109.99 \$153.99 CAN  
**Red/Black #2855137, Blue/Black #2855138, Black/Charcoal #2855139**

### b| EDGE II™ JACKET

Polyurethane-coated Taslan® shell construction is tough and water and wind resistant. Interior snow skirt and adjustable wrists provide snow and wind protection.  
Men's Sizing S-XL \$129.99 \$179.99 CAN  
Men's Sizing 2XL-3XL \$142.99 \$197.99 CAN  
**Blue/Black #2855136, Red/Black #2855135**

### c| STAR JACKET

Jacket has a two-ply nylon outer shell with Poly-fil® insulation providing warmth and durability at a great price.  
Men's Sizing S-XL \$119.99 \$159.99 CAN  
Men's Sizing 2XL-3XL \$131.99 \$175.99 CAN  
**Red/Black #2855140, Blue/Black #2855141, Black/Charcoal #2855142**

### d| FLEECE JACKET

Fleece Jacket is a perfect fit inside the system jackets or worn alone as sportswear. Lined pockets, neoprene waistband and underarm zips for climate control.  
Men's Sizing S-XL \$79.99 \$109.99 CAN  
Men's Sizing XLT-3XL \$87.99 \$120.99 CAN  
**Black #2853118, Blue/Black #2854123, Red/Black #2854124**

### FLEECE VEST (NOT SHOWN)

Another option for our system jackets or wear it alone as sportswear.  
Men's Sizing S-XL \$59.99 \$89.99 CAN  
Men's Sizing XLT-3XL \$65.99 \$98.99 CAN  
**Black #2851160**

### e| QUILTED JACKET

Poly-fil® insulation makes this a great layering piece or everyday wearable. Nylon outer shell is wind and water resistant.  
Men's Sizing S-XL \$49.99 \$69.99 CAN  
Men's Sizing 2XL-3XL \$54.99 \$76.99 CAN  
**Black #2855144**

### f| NYLON JACKET LINER

Liner can be worn alone or fits perfectly into the 3-in-1 jacket system found in the Mountaineer and Gore-Tex® Jackets.  
Men's Sizing S-XL \$79.99 \$109.99 CAN  
Men's Sizing XLT-3XL \$87.99 \$120.99 CAN  
**Gray #2853119**

### g| PERFORMANCE FLEECE UNDERWEAR

Four-way stretch fabric conforms to your body without binding. Synthetic fiber is soft, warm and wicks moisture away. No-seam stitching allows all-day comfort.  
Men's Sizing S-XL \$49.99 \$69.99 CAN  
Men's Sizing 2XL \$52.99 \$74.99 CAN  
**Top #2844200, Bottom (NOT SHOWN) #2844201**

### THERMAL UNDERWEAR (NOT SHOWN)

Thermal insulation provides warmth without weight.  
Men's Sizing M-XL \$29.99 \$44.99 CAN  
Men's Sizing 2XL \$32.99 \$49.99 CAN  
**Top #2842519, Bottom #2842520**

## HUGE AND PUFFY ISN'T A PARTICULARLY FLATTERING WAY TO STAY WARM.

Finally, there's gear that keeps you warm and looks good doing it. Pure Polaris™ gear for women. Advanced insulation and fabric coatings. Tough, abrasion-resistant fabrics that ensure this gear can go anywhere. And waterproof zippers and customizable Velcro® adjustments that make sure it fits like a glove. After all, when you're out on a sled the last thing you want anyone to do is mistake you for a snowman.



### a| WOMEN'S IQ JACKET

Ultra-tough Denier nylon makes it waterproof and breathable. The thermal liner zips in or comes out to match unpredictable riding conditions. The IQ Jacket has full vents, pre-curved arms, and adjustable wrists and waist providing the perfect woman's fit. Women's Sizing S-XL \$249.99 \$349.99 CAN  
Women's Sizing 2XL \$274.99 \$384.99 CAN  
**Red/Black #2855146, Blue/Black #2855147**

### b| WOMEN'S MVT BIB

The Thermolite® Plus insulation provides great heat retention without adding bulk. MVT fabric blocks water and protects against stains. Women's specific flared leg styling has stretch material in the knees and waist. Available in tall, regular and petite sizing. Women's Sizing S-XL \$219.99 \$319.99 CAN  
Women's Sizing 2XL \$241.99 \$351.99 CAN  
**Black #2854203**

### c| ESCAPE JACKET

Jacket is 3/4 length with padded lower back. Ideal for longer rides. The outer shell is waterproof and breathable. The cinched waist, adjustable wrists and zippered hem let you customize the fit specific for a woman.

Women's Sizing S-XL \$199.99 \$279.99 CAN  
Women's Sizing 2XL \$219.99 \$307.99 CAN

**50th Anniversary Blue Thunder/Silver/Gold #2855154, Blue/Black #2855152, Red/Black #2855151, Solar Red/Black #2855153**

### d| WOMEN'S STARLITE JACKET

Jacket has a two-ply, texturized nylon outer shell construction and Poly-fil® insulation to provide plenty of warmth at a great price. The stadium-style cut looks good on and off the trail.

Women's Sizing S-XL \$99.99 \$139.99 CAN  
Women's Sizing 2XL \$109.99 \$153.99 CAN

**Black/Blue #2855157, Blue/Black #2855156, Red/Black #2855155**

### e| WOMEN'S LE 5 BIB

Taslan® outer shell is coated with polyurethane for wind and moisture repellency. Waterproof, seamless seat insert guarantees no wet butts! Drop seat, adjustable suspenders and a fitted waist for comfort, convenience and a perfect women's fit.

Women's Sizing S-XL \$99.99 \$129.99 CAN  
Women's Sizing 2XL \$109.99 \$142.99 CAN

**Black #2855214**

### f| WOMEN'S EDGE JACKET

Its polyurethane-coated Taslan® shell construction is tough and water and wind resistant.

Women's Sizing S-XL \$229.99 \$329.99 CAN  
Women's Sizing 2XL \$252.99 \$362.99 CAN

**Red/Black/Charcoal #2855145**

### g| WOMEN'S MOUNTAINEER SYSTEM JACKET

This design allows you to zip the liner (sold separately) into the shell for additional warmth on colder days and wear the liner or shell alone during warmer days. Nylon fabric has MVT coating to make it waterproof yet breathable. The elastic drawcord waist keeps snow from coming up and gives you the flexibility you need to create a customized fit.

Women's Sizing S-XL \$199.99 \$289.99 CAN  
Women's Sizing 2XL \$219.99 \$318.99 CAN

**Yellow/Black #2855150, Red/Black #2855148, Blue/Black #2855149**

### WOMEN'S FLEECE LINER

(NOT SHOWN, SEE FLEECE JACKET ON PAGE 58)  
Women's Sizing S-XL \$79.99 \$109.99 CAN  
Women's Sizing 2XL \$87.99 \$120.99 CAN  
#2855143

**a| GIRLS' STARLIGHT JACKET**

The Starlite has two-ply, texturized nylon outer shell construction and 5.5 oz. airhole Poly-fil® insulation to provide plenty of warmth. Girls Sizing S-XL **Blue/Black** #2855161 \$79.99 \$109.99 CAN



**b| YOUTH IQ JACKET**

The IQ Jacket is made from ultra-tough nylon oxford treated with a waterproof coating. Full vents, pre-curved arms, and adjustable wrists and waist for comfort.

Youth Sizing S-XL \$99.99 \$139.99 CAN

**Red/Black** #2855163, **Blue/Black** #2855162



**c| YOUTH RACE PULLOVER**

Bright color schemes and Polaris Racing logos from our Factory Sno-Cross jackets. It's constructed from tough polyurethane waterproof nylon Taslan® fabric for durability. 100 grams of Poly-fil® insulation for outdoor play.

Youth Sizing S-XL \$79.99 \$109.99 CAN

**Orange/Red** #2855158, **Blue/Black** #2855159

**d| MVT YOUTH GLOVE**

MVT waterproof, breathable coating on the outer shell provides protection.

Youth Sizing S-XL **Blue/Black** #2855527 \$21.99 \$32.99 CAN



**e| YOUTH HIGH-TOP MITTEN**

The waterproof, windproof Taslan® shell on our hightop mitten will keep your kids' hands dry. Poly-fil® insulation keeps them toasty warm, too.

Youth Sizing S-XL **Black** #2853506 \$14.99 \$19.99 CAN



**f| YOUTH NYLON GLOVE**

Waterproof coating on the outer material to keep your kids' hands dry. The palms have been bolstered by a full, rubberized material inset.

Youth Sizing S-XL \$14.99 \$19.99 CAN

**Red/Black** #2855524, **Blue/Black** #2855525, **Black/Char** #2855526,

**Solid Black** (SHOWN) \$9.99 \$14.99 CAN #2852528



**g| BOYS' STAR JACKET**

Two-ply, texturized nylon outer shell construction and 5.5 oz. airhole Poly-fil® insulation to provide plenty of warmth.

Youth Sizing S-XL **Blue/Black** #2855160 \$79.99 \$109.99 CAN



**h| LE 5 YOUTH BIB**

Heavy-duty Taslan® outer shell is coated with polyurethane for wind and moisture repellency, and holds up to heavy usage and washing. Our unique Snap Grow feature allows the bibs to grow with your child.

Youth Sizing S-XL **Black** #2855215 \$69.99 \$99.99 CAN



**i| YOUTH MX RACE HELMET**

Made from tough, lightweight thermoplastic ABS. Removable inner liner for washing. Race Helmet also has a fully functioning mouth and forehead vent system.

Youth Sizing S-L **Red/Black/Silver** (SHOWN) #2854429 \$79.99 \$119.99 CAN

**All Black** #2853425 \$74.99 \$99.99 CAN 007



**j| YOUTH MX STAR HELMET**

The Youth MX Helmet is made of tough, lightweight thermoplastic ABS. Removable inner liner for washing with fully functioning mouth vent.

Youth Sizing S-L \$79.99 \$99.99 CAN 007

**Black/Silver** #2853462



**k| YOUTH 120 FULL-FACE HELMET**

Built of tough, light injection-molded ABS material. Helmet features chin, forehead and rear vents for protection against fogging and overheating.

Youth Sizing S-L \$99.99 \$149.99 CAN 007

**Black/Red** #2854430, **Black/Blue** #2854431

**All Black** #2852432 \$89.99 \$139.99 CAN



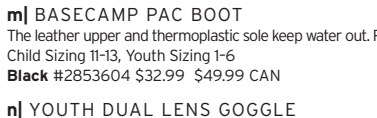
**l| MOTO EC HELMET**

Features a removable visor and chin guard for true open-face styling and lightweight polycarbonate molded construction for durability.

Youth sizes (00) adjust to S-M-L 007

Adult sizes XS-XL

**All Black** #2851437 \$49.99 \$79.99 CAN



**m| BASECAMP PAC BOOT**

The leather upper and thermoplastic sole keep water out. Removable foam liner.

Child Sizing 11-13, Youth Sizing 1-6

**Black** #2853604 \$32.99 \$49.99 CAN

**n| YOUTH DUAL LENS GOGGLE**

\$19.99 \$29.99 CAN #2855432



## NOTHING SHOULD DETRACT FROM THE RIDE.

That's why we make specific bibs for every kind of riding. Bibs cut for freedom of movement. Made from fabrics designed to keep you dry. With cuffs to keep out snow. Insulation to keep in warmth. And all the other features you need to make sure you spend your time paying attention to the ride, not your legs.



### a| VERTICAL ASSULT UNINSULATED BIB

Created in the mountains of the West. Its special harness design keeps the suspenders on your shoulders and not sliding down your arms. Silicone grippers on the inner knees deliver positive traction. Comfort features like articulated knees and flared boot-cut cuff. Taped seams and waterproof zippers keep moisture out.  
Men's Sizing S-XL + Talls \$239.99 \$349.99 CAN  
Men's Sizing XLT-2XL + Talls \$263.99 \$384.99 CAN  
**Blue/Black** (SHOWN) #2855206, **Red/Black** #2855205, **Black** #2855207

### b| ASCENT SOFTSHELL BIB/PANT

The uninsulated flexible, four-way-stretch, waterproof, breathable softshell fabric delivers unprecedented comfort on the trail. The bib suspenders zip off, giving you a pants-style option. Silicone grippers on the knee give you a sure grip to your sled. Features two zippered front pockets and one zippered back pocket.  
Men's Sizing S-XL \$169.99 \$249.99 CAN  
Men's Sizing XLT-3XL \$186.99 \$274.99 CAN  
**Black** #2855213

### c| LE 5 MEN'S INSULATED BIB

Its heavy-duty Taslan® outer shell is coated with polyurethane for wind and moisture repellency. A waterproof, seamless seat keeps your backside extra dry. Men's Sizing S-XL + Talls \$99.99 \$129.99 CAN  
Men's Sizing 2X-3XL + Talls \$109.99 \$142.99 CAN  
**Black** #2855204

### d| IQ INSULATED BIB

The IQ Bib shell is treated with a waterproof coating for ruggedness and dryness. Pre-curved knees and adjustable waist and leg cuffs for comfort on the trail.  
Men's Sizing S-XL \$219.99 \$309.99 CAN  
Men's Sizing XLT-3XL \$241.99 \$340.99 CAN  
**Red/Black** (SHOWN) #2855201, **Blue/Black** #2855202, **Black/Black** #2855203

### e| VERTICAL EDGE MVT UNINSULATED PANT

The suspenders can be removed, and the Vertical EDGE Pant is MVT-coated and has waterproof zippers down the sides with Velcro® flaps. The gusseted crotch design allows added mobility.  
Men's Sizing S-XL \$199.99 \$299.99 CAN  
Men's Sizing XLT-3XL \$219.99 \$329.99 CAN  
**Black** #2853209

### f| LE INSULATED PANT

The Taslan® outer shell is coated with a Teflon® finish for excellent wind, water and stain resistance at a great price. Waterproof seat liner.  
Men's Sizing S-XL \$89.99 \$129.99 CAN  
Men's Sizing 2XL-3XL \$98.99 \$142.99 CAN  
**Black** #2854201

### g| XMT GORE-TEX® UNINSULATED BIB

All the benefits of the Vertical Assault Bib and Gore-Tex® fabric.  
Men's Sizing S-XL + Talls \$359.99 \$529.99 CAN  
Men's Sizing XLT-3XL + Talls \$395.99 \$582.99 CAN  
**Red/Black** (SHOWN) #2855208, **Blue/Black** #2855209, **Black** #2855210

### h| LEATHER INSULATED BIB

Delivers all the style and durability of a leather bib without all the weight. The Leather Bib is cut for a snug fit but still offers comfort, flexibility and freedom of movement.  
Men's Sizing M-XL \$359.99 \$549.99 CAN  
Men's Sizing 2XL-3XL \$395.99 \$604.99 CAN  
**Black** #2854303

### i| GORE-TEX® INSULATED BIB

Delivers top-of-the-line wetness protection and ample warmth with a waterproof, breathable Gore-Tex® shell in the knees and seat. You'll also have added snow protection from the elasticized inner cuffs at the ankles. The front-pull zipper makes putting them on and taking them off easy.  
Men's Sizing S-XL \$369.99 \$549.99 CAN  
Men's Sizing XLT-2XL \$406.99 \$604.99 CAN  
**Black** #2853207

### j| ZIP-FRONT MVT INSULATED BIB

Teflon® finish and MVT fabric coating make it waterproof, yet breathable. Adjustable suspenders have quick-release buckles for easy on and off.  
Men's Sizing S-XL Regular, Short, Tall \$199.99 \$279.99 CAN  
Men's Sizing XLT-5XL \$219.99 \$307.99 CAN  
**Black** #2854207

### k| VERTICAL EDGE MVT BIB WITH REMOVABLE LINER

Vertical EDGE MVT Bib allows you to pull the insulation out for warm days and put it back in on the cold ones. MVT-coated fabric, taped seams and waterproof zippers completely keep wetness out.  
Men's Sizing S-XL \$229.99 \$329.99 CAN  
Men's Sizing XLT-3XL \$252.99 \$362.99 CAN  
**Black** #2854204



## YOU CAN ONLY HAVE AS MUCH FUN AS YOUR FINGERS AND TOES LET YOU.

That's why this gear's made for the extremes. Linings that keep your digits warm way below zero. Durable materials like leather and nylon. Waterproof, breathable membranes. Put to the test in places so remote the sun doesn't even bother to shine there for months at a time. Why? Because when you're 40 miles from the nearest trailhead, 50 miles from the middle of nowhere, you want to make sure your fingers and toes are just as happy to be there as you are.



**a| COMPETITION LEATHER GLOVE**  
Made from premium top-grain leather and Thinsulate™ insulation. The palm is double layered and seamless.  
Men's Sizing S-2XL \$69.99 \$99.99 CAN  
**Black/White** (SHOWN) #2855517, **Red/Black/White** #2855515, **Blue/Black/White** #2855516

**b| CLASSIC SIZZLER LEATHER GLOVE/MITTEN**  
Made from premium, top-grain leather and Thinsulate™ insulation with double-layered and seamless palms.  
Men's Sizing S-2XL \$39.99 \$54.99 CAN

**GLOVE**  
**Black** #2853508  
**MITTEN (NOT SHOWN)**  
**Black** #2853509

**c| GORE-TEX® ULTIMATE GLOVE**  
Its leather palm resists abrasions for long service life.  
Men's Sizing S-2XL \$59.99 \$79.99 CAN  
**Red/Black** (SHOWN) #2855501, **Blue/Black** #2855502, **Black** #2855503

**d| GORE-TEX® SHORT GLOVE**  
Its rib-knit wrist cuff keeps snow and wind from creeping in.  
**Black** \$49.99 \$69.99 CAN  
Men's Sizing M-2XL #2854504  
Women's Sizing XS-L #2854505

**e| MVT 3-IN-1 GLOVE**  
Features a Taslan® outer shell, removable, stand-alone fleece inner glove, and long gauntlet.  
Men's Sizing S-2XL \$39.99 \$54.99 CAN  
**Red/Black** (SHOWN) #2855518, **Blue/Black** #2855519, **Black** #2855520

**f| SNO-CROSS MX GLOVE**  
Built with a spandex stretch outer shell with neoprene knuckle pads for comfort and protection. The palm and fingers feature grip pads to give you full feeling of your sled.  
Men's Sizing S-2XL \$39.99 \$54.99 CAN  
**Red/Black** #2855505, **Blue/Black** #2855506  
**Black** #2855507

**FACTORY RACE LOGO GLOVE (NOT SHOWN)**  
Men's Sizing S-2XL \$29.99 \$44.99 CAN  
**Red/Black** #2855500

**g| INDY MVT NYLON GLOVE**  
Nylon glove has a heavy polyester outer shell, rubberized palms and brushed tricot lining.  
Men's Sizing M-2XL \$25.99 \$37.99 CAN  
**Blue/Black** (SHOWN) #2855509, **Red/Black** #2855508, **Black** #2855510

**h| MECHANICS GLOVE**  
Uninsulated mechanics glove has reinforced palm and finger material for enhanced feel and dexterity.  
Men's Sizing S-2XL \$29.99 \$39.99 CAN  
**Black** #2855514

**i| SIDEHILL GLOVE**  
Rugged chamuld palm has silicone grippers so you can grab the bars and stay on. Stretch membrane on the back of the hand protects you from wind and wetness. Uninsulated.  
Men's Sizing S-2XL \$39.99 \$54.99 CAN  
**Black** #2855511

**j| WOMEN'S INDY NYLON GLOVE**  
Styled to coordinate with our jackets. Waterproof and windproof liner insert provides extra protection.  
Women's Sizing S-XL \$19.99 \$29.99 CAN  
**Red/Black** (SHOWN) #2855521, **Blue/Black** #2855522, **Black** #2855523

**k| MX RIDING GLOVE**  
Airmesh back and textured palm construction are lightweight and breathable.  
Men's Sizing S-2XL \$24.99 \$36.99 CAN  
**Yellow/Black** (SHOWN) #2853521, **Gray/Black** #2853519, **Red/Black** #2853520, **Blue/Black** #2853522

**l| SIDEHILL BOOT**  
The Sidehill is more like an athletic shoe than a bulky boot. The unique dual-density thermo liner is rated to -40° and will mold to your foot's shape in the first few times you wear it. We internalized the Phylon midsole to give you maximum cushioning and warmth protection.  
Men's Sizing 8-14 \$149.99 \$219.99 CAN #2855600

**m| EDGE II BOOT**  
The padded foam liner is lined with Thinsulate™ for a usage rating down to -70°F.  
Men's Sizing 7-14 (whole only) \$119.99 \$179.99 CAN  
**Grey/Black** #2884601

**n| ULTIMATE II LEATHER BOOT**  
Our Ultimate II Leather Boot uses Thinsulate™ insulation to achieve a usage rating down to -120° F! Its full-grain leather upper and waterproof, breathable inner membrane will keep your feet protected.  
Men's Sizing 7-14 (whole only) \$159.99 \$239.99 CAN  
**Black** #2854602

**o| TREK II BOOT**  
Thinsulate™ Ultra insulation for a usage rating down to -40°F. Features a removable insole.  
Men's Sizing 7-13 \$79.99 \$119.99 CAN  
**Black** #2854600

**p| XTREME II LEATHER BOOT**  
Thinsulate™ Ultra insulation achieves a usage rating to -70°F. Features full-grain leather upper and waterproof, breathable membrane for extra protection.  
Men's Sizing 7-14 \$119.99 \$179.99 CAN  
**Black** #2853606

**a| POLARIS SNOWMOBILES FOAM BALLCAP**  
 \$9.99 \$12.99 CAN **Red/White** #2845915,  
**Royal/White** #2845916, **Black/White** #2845917



**b| FACTORY RACE LOGO BALLCAP**  
 \$19.99 \$29.99 CAN **Red/Black** #2845900



**c| FACTORY RACE DRAGON FLAME BALLCAP**  
 \$19.99 \$29.99 CAN **Red/Black** #2845901

**d| XC BALLCAP**  
 \$19.99 \$29.99 CAN **Black/Red** #2845903

**e| RMK BALLCAP**  
 \$19.99 \$29.99 CAN **Red/Black** #2845906

**f| FUSION BALLCAP**  
 \$19.99 \$29.99 CAN **Black/Red** #2845904, **Red/Black** #2845905



**g| PURE POLARIS BALLCAP**  
 \$14.99 \$19.99 CAN **White** #2845910, **Black** #2845909



**h| POLARIS DIPPED BILL BALLCAP**  
 \$19.99 \$29.99 CAN **Khaki** #2845914, **Red** #2845913



**i| POLARIS CLOTHING CO. BALLCAP**  
 \$19.99 \$29.99 CAN **Olive** #2845912, **Black** #2845911



**j| POLARIS ULTRA SUEDE BALLCAP**  
 \$19.99 \$29.99 CAN **Navy** #2845923

**k| POLARIS SNOW PATROL BALLCAP**  
 \$14.99 \$19.99 CAN **Red/Navy** #2845918



**l| FIRE ON ICE BALLCAP**  
 \$19.99 \$29.99 CAN **Black/Red** #2845907,  
**Black/Silver** #2845908



**m| POLARIS COLLEGIATE 1954 BALLCAP**  
 \$14.99 \$19.99 CAN **Red/White** #2845919, **Blue/White** #2845920



**n| POLARIS FLEECE W/FLAPS BALLCAP**  
 \$19.99 \$29.99 CAN **Black** #2845925



**o| RACE BOMBER CAP**  
 \$29.99 \$39.99 CAN **Red** #2845902



**p| POLARIS RACING VISOR**  
 \$14.99 \$19.99 CAN **Red/Black** #2845924



**q| POLARIS CAMO 1954 BALLCAP**  
 \$19.99 \$29.99 CAN **Camo/Black** #2845921, **Camo/Khaki** #2845922



**r| FLAME POLO SHIRTS**  
 Sizing M-XL \$39.99 \$54.99 CAN, Sizing 2XL \$43.99 \$59.99 CAN  
**Blue** #2845418, **Black** #2845419, **Red** #2845417

**POLARIS POLO SHIRT (NOT SHOWN)**  
 Sizing M-XL \$29.99 \$39.99 CAN, Sizing 2XL \$34.99 \$44.99 CAN  
**Blue** #2842405, **Red** #2842406, **Black** #2842403, **White** #2842402



**s| PURE POLARIS HENLEY**  
 Sizing M-XL \$34.99 \$49.99 CAN, Sizing 2XL \$39.99 \$54.99 CAN  
**Black** #2845425, **Cream** #2845424



**t| RACE DRAGON TURTLENECK**  
 Sizing M-XL \$29.99 \$39.99 CAN, Sizing 2XL \$34.99 \$44.99 CAN  
**White** #2845421, **Red** #2845420, **Black** #2845422



**POLARIS TURTLENECK (NOT SHOWN)**  
 Sizing M-XL \$29.99 \$39.99 CAN, Sizing 2XL \$34.99 \$44.99 CAN  
**Red** #2842411, **White** #2842412, **Black** #2842410





a



b



c



d



e



f



g



h



i



j



k



l

**a| FUSION T-SHIRT**

Sizing M-XL \$19.99 \$29.99 CAN, Sizing 2XL \$21.99 \$31.99 CAN  
**Red** #2845407

**FUSION SWEATSHIRT (NOT SHOWN)**

Sizing M-XL \$39.99 \$59.99 CAN, Sizing 2XL \$44.99 \$64.99 CAN

**Black** #2845408

**FUSION LONG-SLEEVE BASEBALL SHIRT (NOT SHOWN)**

Sizing M-XL \$34.99 \$44.99 CAN, Sizing 2XL \$39.99 \$49.99 CAN

**White/Black** #2845409

**b| XC T-SHIRT**

Sizing M-XL \$19.99 \$29.99 CAN, Sizing 2XL \$21.99 \$31.99 CAN  
**Black** #2845404

**XC SWEATSHIRT (NOT SHOWN)**

Sizing M-XL \$39.99 \$59.99 CAN, Sizing 2XL \$44.99 \$64.99 CAN

**Black** #2845405

**XC LONG-SLEEVE BASEBALL SHIRT (NOT SHOWN)**

Sizing M-XL \$34.99 \$44.99 CAN, Sizing 2XL \$39.99 \$49.99 CAN

**White/Black** #2845406

**c| RMK T-SHIRT**

Sizing M-XL \$19.99 \$29.99 CAN, Sizing 2XL \$21.99 \$31.99 CAN  
**Red** #2845410

**RMK LONG-SLEEVE BASEBALL SHIRT (NOT SHOWN)**

Sizing M-XL \$29.99 \$44.99 CAN, Sizing 2XL \$39.99 \$49.99 CAN

**White/Black** #2845411

**d| FACTORY RACE DRAGON T-SHIRT**

Sizing M-XL \$19.99 \$29.99 CAN, Sizing 2XL \$21.99 \$31.99 CAN  
**Black** #2845403

**e| RACE LOGO MOCK TURTLENECK**

Sizing M-XL \$34.99 \$49.99 CAN, Sizing 2XL \$39.99 \$54.99 CAN  
**White** #2845402

**f| POLARIS SNO-PATROL LONG-SLEEVE T-SHIRT**

Sizing M-XL \$29.99 \$44.99 CAN, Sizing 2XL \$34.99 \$49.99 CAN  
**Ash** #2845414

**POLARIS SNO-PATROL SWEATSHIRT**

Sizing M-XL \$39.99 \$59.99 CAN, Sizing 2XL \$44.99 \$64.99 CAN  
**Navy** #2845415

**g| PIT CREW SHIRT**

Sizing M-XL \$54.99 \$79.99 CAN, Sizing 2XL \$59.99 \$84.99 CAN  
**Red** #2845401

**h| RACE JERSEYS**

Sizing M-XL \$59.99 \$79.99 CAN, Sizing 2XL \$64.99 \$84.99 CAN  
**Factory Race Jersey** #2845400

Sizing M-XL \$49.99 \$69.99 CAN, Sizing 2XL \$54.99 \$74.99 CAN  
**Fusion Jersey** #2845446

**i| POLARIS 1954 HOODY**

Sizing M-XL \$49.99 \$69.99 CAN, Sizing 2XL \$54.99 \$74.99 CAN  
**Gray/Charcoal** #2845416

**j| FIRE ON ICE T-SHIRTS**

Sizing M-XL \$19.99 \$29.99 CAN, Sizing 2XL \$21.99 \$31.99 CAN  
**Black/Flame** #2845412 Short Sleeve

**FIRE ON ICE LONG SLEEVE SHIRT (NOT SHOWN)**

Sizing M-XL \$29.99 \$44.99 CAN, Sizing 2XL \$34.99 \$49.99 CAN  
**Black/Silver/Charcoal** #2845413

**k| LADIES' BABY RIBBED T-SHIRT**

Sizing S-XL \$27.99 \$39.99 CAN, Sizing 2XL \$29.99 \$41.99 CAN  
**Red** #2845436, **Blue** #2845435, **Navy** #2845437

**l| LADIES 1954 FLEECE HOODY**

Sizing S-XL \$49.99 \$69.99 CAN, Sizing 2XL \$54.99 \$74.99 CAN  
**Blue** #2845438, **White** #2845439

**LADIES 1954 FLEECE PANT (NOT SHOWN)**

Sizing S-XL \$32.99 \$45.99 CAN, Sizing 2XL \$37.99 \$49.99 CAN  
**Blue** #2845440, **White** #2845441

**a) WINDBLOC® BALACLAVA**

Made from Polartec® Windbloc® fabric to completely eliminate 100% of the wind. Its water-repellent surface sheds rain or snow. Mesh-covered mouth port eases breathing and reduces fogging. \$24.99 \$34.99 CAN **Black** #2853927



**b) SUBLIMATED FLEECE BALACLAVA**

Graphics are dyed right into the fleece fabric so they still feel and breathe like a plain balaclava. \$24.99 \$34.99 CAN **Red** #2855901, **Blue** #2855902, **Race graphic** #2855900



**c) ULTIMATE BALACLAVA**

Comfortable fit under your helmet and its long neck tucks into your jacket for super protection. \$19.99 \$29.99 CAN **Black** #2853926



**d) THERMAX BALACLAVA**


Our Thermax Balaclava is insulated to keep you warm. \$8.99 \$12.99 CAN **Red** #285681102, **Blue** #285681103, **Black** #285681101

**e) NYLON BALACLAVA**

Thin, lightweight balaclava provides protection from the wind and cold. \$5.99 \$8.99 CAN **Red** #2852485, **Blue** #2852486, **Black** #2852484

**f) STRETCH FLEECE BALACLAVA**

Dacron® polyester fibers wick moisture away from your head. Adult \$15.99 \$21.99 CAN **Red** #2859921, **Blue** #2859905, **Black** #2852977 Youth \$14.99 \$19.99 CAN **Black** #2853925




**g) POLARIS KNIT HEADBAND**

\$9.99 \$14.99 CAN **Blue** #2855911, **Red** #2855910, **Black** #2855912



**h) FLEECE HEADBAND**

One size fits most. \$12.99 \$17.99 CAN **Black** #2853928, **Blue** #2853929, **Red** #2853930



**i) RMK KNIT SKULL CAP**

\$11.99 \$16.99 CAN **Black/Red** #2855904



**j) POLARIS FLEECE LINED KNIT SKULL CAP**

\$9.99 \$14.99 CAN **Red/Gray** #2855908, **Blue/Gray** #2855909



**k) POLARIS FACEMASK**

\$12.99 \$18.99 CAN **Gray/Black** #2855915, **Blue/Black** #2855914, **Red/Black** #2855913



**l) FLEECE NECK GAITER**

One size fits most. \$15.99 \$21.99 CAN **Red** #2852488, **Blue** #2859907, **Black** #2852487



**m) FUSION KNIT SKULL CAP**

\$11.99 \$16.99 CAN **Black** #2855903



**n) BREATH DEFLECTOR FOG-FREE MASK**

One size fits most. \$43.99 \$59.99 CAN **Black** #2859930



**o) POLARIS KNIT CAP**

\$11.99 \$16.99 CAN **Red/Gray** #2855905, **Blue/Gray** #2855906



**p) POLARIS DRAGON RACING KNIT SKULL CAP**

\$11.99 \$16.99 CAN **Black** #2855907





a



b



c



d



e



f



g



j



i

h



k

**a** | 10 OZ. THERMOS WITH BAG  
\$17.99 \$34.99 CAN #2834900

**b** | WALL CLOCK  
\$24.99 \$34.99 CAN #2835901

**c** | PEWTER KEY CHAIN & ZIPPER PULL  
**KEY CHAIN**  
\$9.99 \$12.99 CAN #2832903  
**ZIPPER PULL (NOT SHOWN)**  
\$9.99 \$12.99 CAN #2832907

**d** | 3D KEY CHAIN  
\$6.99 \$9.99 CAN **Red** (SHOWN), **Black or Blue** #2832904

**e** | CARRY-ON/OVERNIGHT BAG  
\$49.99 \$69.99 CAN #2835910

**f** | WATERPROOF/WINDPROOF LIGHTER  
\$24.99 \$34.99 CAN #2834901

**g** | LARGE DUFFEL BAG WITH WHEELS  
\$89.99 \$129.99 CAN #2835907

**h** | SMALL DUFFEL BAG  
\$79.99 \$114.99 CAN #2835908

**i** | DELUXE HELMET BAG  
#2853931 \$34.99 \$49.99 CAN

**j** | ADULT BACKPACK  
\$54.99 \$79.99 CAN #2835909

**k** | POLARIS RUBBER FLOOR MAT  
\$89.99 \$124.99 CAN #2835921

## BOOT SIZING CHART

CHILD		YOUTH									
8	9	10	11	12	13	1	2	3	4	5	6
WOMEN'S											
					5	6	7	8	9	10	11
MEN'S											
			7	8	9	10	11	12	13	14	

### HELMET SIZE CONVERSION TABLE - ADULT

HEAD CIRCUMFERENCE (IN INCHES)	HELMET SIZE	METRIC SIZE	ADULT SIZING
21¼	6¾	54	XS
21½	6⅞	55	S
22	7	56	S
22¾	7⅛	57	M
22¾	7¼	58	M
23⅛	7⅜	59	L
23½	7½	60	L
23⅞	7⅝	61	XL
24¼	7¾	62	XL
24¾	7⅞	63	XXL

### HELMET SIZE CONVERSION TABLE - YOUTH

HEAD CIRCUMFERENCE (IN INCHES)	METRIC SIZE	YOUTH SIZING
20¾	51-52	S
20⅞	53-54	M
21⅝	55-56	L
22¾	57-58	XL

### YOUTH NYLON JACKET & BIB SIZING

SIZE	CHEST	WAIST	HEIGHT	HIP
6/8-Small	23-26	23-25	45-52	22-25
10/12-Medium	27-29	26-27	55-59	26-28
14/16-Large	31-33	28-29	62-64	30-31½
18-XLarge	34	30	66	33

### MEN'S NYLON & LEATHER JACKET & BIB SIZING

SIZE	CHEST	WAIST	SLEEVE
X-SMALL	30-32	24-26	32
SMALL	34-36	28-30	33
MEDIUM	38-40	32-34	34
MEDIUM TALL	42-44	32-34	35 ½
LARGE	42-44	36-38	35
LARGE TALL	46-48	36-38	36 ½
X-LARGE	46-48	40-42	36
X-LARGE TALL	46-48	40-42	37 ½
XX-LARGE	50-52	44-46	37
XX-LARGE TALL	50-52	44-46	38 ½
XXX-LARGE	50-52	48-50	37 ½

Men's regular 5'8" to 6'0", tall 6'0" to 6'4"

### WOMEN'S NYLON JACKET & BIB SIZING

SIZE	BUST	WAIST	SLEEVE
X-SMALL	30-32	22-24	32½-34½
SMALL	32-34	24-26	34½-36½
MEDIUM	34-36½	26-28½	36½-39
LARGE	37-39 ½	29-31½	39½-42
X-LARGE	40-43½	32½-35½	43-46
XX-LARGE	44-47½	36-39½	47½-50

Women's regular 5'4" to 5'7", tall 5'8" to 5'11", petite 5'2" to 5'5"

## DO MORE WITH THE POWER AND PROTECTION OF STARCARD



Once you're ready to order, don't miss your chance to get a Polaris StarCard. The Polaris StarCard provides you with quick, easy and affordable access to The Way Out, just the way you like it: with low monthly payments. And be sure to ask your dealer about the great financing options that come with the power of StarCard. Protect your investment with POLARISTAR Protection Plus, comprehensive coverage for all Polaris trademarked systems that are designed specifically for Polaris snowmobiles. And it's only available from Polaris. It's not just smart, it's like having your own dealer riding along beside you. So make every ride worry free; don't forget to include a service contract with your Polaris purchase.

See the Cardholder Agreement and Disclosure Statement for more information. Polaris Card available in Canada, provided by HFC Retail Services. On the Polaris StarCard, subject to credit approval. The Minimum Monthly Payment for each Credit Plan requiring a Minimum Monthly Payment is the greater of \$15 or 2.5% of the Credit Plan's balance, if the New Balance for that Credit Plan, as reflected on your billing statement after a new purchase, is greater than \$5000, or less; or 2.25% of the Credit Plan's balance, if the New Balance for that Credit Plan, as reflected on your billing statement after a new purchase, is greater than \$5000, rounded to the next highest dollar, plus any insurance charges or debt cancellation fees (if applicable). All Minimum Monthly Payments are then combined into the Total Monthly Payment. For exact coverages and limitations, please review the POLARISTAR Protection Plus Program Agreement itself, or see your dealer for details.





## NOTHING FITS BETTER THAN THE ORIGINAL

After spending five decades towing sleds around the country, we know what it takes to make a cover that stands up to road abuses. Canvas that won't rip to shreds with the first sandblast from a passing semi. A reinforced handlebar area. Extended front air dam to keep the road's kick ups off your sled's finish. An elasticized system that knows and follows every nuance of your sled's shape. A cover that couldn't be made by anyone else.



### a| RMK COVER

**RMK 159" AND 166"**

\$169.99 \$219.99 CAN #2875065

**RMK 151"**

\$159.99 \$209.99 CAN #2875064

### b| FUSION COVER

\$154.99 \$209.99 CAN #2875066

### c| EDGE RMK COVER WITH

MOUNTAIN GRAPHICS

136" - 59" (02'-05" EDGE)

\$159.99 \$209.99 CAN #2874204

VERTICAL EDGE RMK COVER (NOT SHOWN)

\$159.99 \$209.99 CAN #2874633

### d| STANDARD 121" COVER

\$154.99 \$209.99 CAN #2874634

SWITCHBACK (SHOWN ON TRAILER)

\$159.99 \$209.99 CAN #2874632

TOURING (NOT SHOWN)

\$154.99 \$209.99 CAN #2874259

## OVERBUILT IS A GOOD PLACE TO START.

Bags don't come any better than this. Tough, ballistic nylon. Urethane coated for water resistance. Extra-reinforced seams. And a fit that only Pure Polaris can provide. With bags like this, the only thing left to do is to get on your sled and go. Semi-rigid construction for added protection. Easy-to-install hood and strap system. A simple, smart add-on for the serious trail rider.



Great for sunglasses, wallets and other little must-haves for the ride.

Clear Map Pocket for easy, on-the-fly reading.



Straight from car trunk to sled saddle in seconds flat.



Perfect for keeping your camera close at hand.



Clear Map Pocket for easy, on-the-fly reading.

Quickly stash extra layers of clothing.



Bring along everything except the kitchen sink for a long day on the trail.



Convenient extra storage. Custom-fitting bag for RMK machine. 2 compartments.

**a| DELUXE BALLISTIC WINDSHIELD BAG**  
\$34.99 \$54.99 CAN  
**EDGE #2874152**  
\$39.99 \$54.99 CAN  
**Fusion #2875069**

**b| HANDLEBAR COVER WITH MAP BAG**  
\$29.99 \$46.99 CAN  
**EDGE #2874154**  
\$39.99 \$54.99 CAN  
**Fusion/900 RMK #2875068**

**c| 1- AND 2-UP BALLISTIC NYLON BACKREST BAG**  
\$79.99 \$119.99 CAN  
**EDGE #2874075**

**d| DELUXE BALLISTIC HANDLEBAR BAG**  
\$27.99 \$44.99 CAN  
**EDGE #2874153**  
\$39.99 \$55.99 CAN  
**Fusion/900 RMK #2875067**

**e| DELUXE BALLISTIC TANK MAP TRUNK BAG**  
\$79.99 \$112.99 CAN  
**EDGE #2874151**  
\$89.99 \$124.99 CAN  
**Fusion #2875073**

**f| REAR RACK BAG**  
\$49.99 \$74.99 CAN  
**EDGE #2873889**  
\$49.99 \$74.99 CAN  
**900 RMK #2875072**

**g| DELUXE BALLISTIC EXPANDABLE TRUNK AND SADDLE BAG**  
\$129.99 \$199.99 CAN  
**EDGE #2874150**  
\$139.99 \$195.99 CAN  
**Fusion #2875071**



**m| 900 RMK SKID PLATES**  
\$79.99 \$124.99 CAN #2875092

**n| RMK MINI SCOOP WITH SAW**  
Our Mini Scoop with Saw is a must-have item for backcountry riders. Not only will you use the scoop for digging out a stuck sled, but you'll also be able to cut branches for firewood or shelter with the saw blade.  
\$59.99 \$83.99 CAN #2875094

**o| RMK OUT-OF-BOUNDS PACK**  
Holds shovel, probes and drink bladder.  
\$79.99 \$119.99 CAN #2874155  
(Shovel and probe not included)

**p| 900 RMK REAR RACK CARGO BAG**  
Pack all your food, drink and equipment in this handy cargo bag. We designed it to fit perfectly in the rear rack of our 900 RMK sleds. It's the perfect size for all-day rides.  
\$49.99 74.99 CAN #2875072

**q| AVALANCHE BEACON**  
Rugged, waterproof design. Sends and receives emergency signal.  
\$299.99 \$449.99 CAN #2873778

**r| RMK AVALANCHE PROBE**  
Lightweight aluminum construction. Collapsible for easy storage.  
\$69.99 \$104.99 CAN #2874916

**s| RMK SNOW BUNGE**  
\$74.99 \$109.99 CAN #2874420

## AT THE TOP, THERE SHOULD BE NO QUESTION AS TO WHICH SLED IS YOURS.

While it takes a mountain rider to design a mountain sled, it takes you to design your sled. And this is the stuff to do it. Each part is designed from the ground up for a perfect fit on the new 900 RMK right out of the box. When you're king of the mountain, everyone should know it's you.



**Indy Red -293**

**Midnight Blue -469**

**Avalanche Gray -453**

**Cloud Silver -385**

**Bright Silver -244**

**a| 900 RMK WINDSHIELDS, LOW**  
\$59.99 \$79.99 CAN  
**Indy Red #2875105**  
**Chrome #2875106**  
**Midnight Blue #2875107**

**b| 900 RMK MOUNTAIN BAR**  
\$29.99 \$59.99 CAN #2872485

**c| 900 RMK HANDLEBAR HOOKS**  
\$19.99 \$29.99 CAN #2872482

**d| 900 RMK SKI TOES**  
\$39.99 \$59.99 CAN #2871877

**e| 900 RMK SKID PLATE**  
\$79.99 \$124.99 CAN #2875092

**f| 900 RMK NOSEPAN SCREENS**  
\$29.99 \$39.99 CAN #2875114

**g| 900 RMK FRONT BUMPER**  
\$59.99 \$84.99 CAN #2875099

**900 RMK REAR BUMPER**  
(NOT VISIBLE)  
\$49.99 \$69.99 CAN #2875098

**h| 900 RMK HOOD SCREENS**  
Polaris exclusive. Precise recessed fit. Crack resistant.  
\$39.99 \$64.99 CAN #2875113

**i| 900 RMK SIDE SHIELDS**  
\$49.99 \$69.99 CAN #2875096

**j| 900 RMK SNOW FLAP**  
(NOT VISIBLE)  
\$39.99 \$64.99 CAN #2875078

**k| 900 RMK BOGIE WHEELS**  
(NOT VISIBLE)  
\$39.99 \$64.99 CAN #2875111

**l| 900 RMK IDLER WHEELS**  
(NOT VISIBLE)  
\$39.99 \$64.99 CAN #2875117

# ONE LOOK SHOULD BE ENOUGH TO KNOW IT'S YOURS.

Personalize your new 900 Fusion with Pure Polaris accessories and make an impression that lasts long after your tracks have drifted over.



Indy Red -293



Midnight Blue -469



Avalanche Gray -453



Black -070



Bright Silver -244

**a| FUSION SKID PLATE**  
\$79.99 \$124.99 CAN #2875075

**b| FUSION NOSEPAN SCREENS**  
\$29.99 \$49.99 CAN #2875085

**c| FUSION FRONT BUMPER**  
\$59.99 \$84.99 CAN #2875082

**FUSION REAR BUMPER (NOT VISIBLE)**  
\$39.99 \$55.99 CAN #2875083

**d| FUSION HOOD SCREENS**  
\$29.99 \$49.99 CAN #2875084

**e| FUSION SNOW FLAP (NOT VISIBLE)**  
\$39.99 \$64.99 CAN #2875078

**f| FUSION IDLER WHEELS (NOT VISIBLE)**  
\$39.99 \$64.99 CAN #2873455

**g| FUSION BOGIE WHEELS (NOT VISIBLE)**  
\$39.99 \$64.99 CAN #2875111



h



i



j



k

**h| FUSION SKID PLATE**  
Durable, thick plastic provides additional protection to suspension and bulkhead.  
\$79.99 \$124.99 CAN #2875075

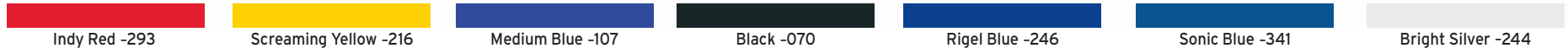
**i| TOW HITCH**  
Accepts Standard, J-Hitch or Donut Hitch shown on page 75.  
\$99.99 \$129.99 CAN #2875119

**j| DIGITAL GAUGE ACCESSORIES**  
Easy addition to stock gauge.  
Temp \$39.99 \$55.99 CAN #2875126  
Altitude \$69.99 \$104.99 CAN #2875125

**k| FUSION BACKREST**  
Long days on the trail. Fully adjustable.  
\$229.99 \$349.99 CAN #2875117

## NO ONE CAN MAKE A SLED MORE SUITED TO YOU THAN YOU.

You didn't buy a Polaris to follow the pack. From basic black skis to screaming yellow snow flaps, this is the stuff you need to get the exact look you want for your sled. And since each part was designed and built for your sled, you know it'll be a perfect fit every time. Make sure your sled doesn't get lost in a sea of white.



**a| EDGE PLASTIC HANDLEBAR HOOK**  
**SHORT - 45° HOOK**  
 \$19.99 each \$29.99 CAN #2872482  
**LONG - 90° HOOK**  
 \$19.99 each \$29.99 CAN #2872483

**b| EDGE SNOW FLAP**  
 \$34.99 \$59.99 CAN #2873041  
**EDGE RMK SNOW FLAP**  
 \$34.99 \$64.99 CAN #2873763

**c| EDGE IDLER WHEEL KIT**  
 \$39.99 \$64.99 CAN #2873455  
**IDLER WHEEL KIT (M-10)**  
 \$39.99 \$64.99 CAN #2873928

**d| EDGE BOGIE WHEELS**  
 \$39.99 \$64.99 CAN #2872203  
 EDGE, RMK and PRO-X™ Bogie  
 \$39.99 \$64.99 CAN #2873907

**e| EDGE HANDLEBAR COVER**  
 \$34.99 \$54.99 CAN #2873467  
**SLIDE FOR HANDLEBAR COVER**  
 \$12.99 \$19.99 CAN #2873505

**f| SKI TOES**  
 \$39.99 \$59.99 CAN #2871877

**g| EDGE EXTREME DUTY SKID PLATE**  
 1/4" Thick Plastic (Fits '01-'05 EDGE)  
 \$39.99 \$59.99 CAN #2871877

**h| EDGE FRONT COLORED BUMPER KITS**  
**EDGE FRONT BUMPER**  
 \$59.99 \$89.99 CAN #2873058

**CARBON FIBER GRAPHIC FRONT BUMPER (EDGE)**  
 \$49.99 Each \$79.99 CAN #2874162

**EDGE REAR COLORED BUMPER KITS (NOT VISIBLE)**  
**EDGE 121" REAR BUMPER**  
 \$34.99 \$59.99 CAN #2873057  
**CARBON FIBER GRAPHIC 121" REAR BUMPER (EDGE)**  
 \$49.99 Each \$79.99 CAN #2874163

**i| EDGE CONSOLE (NOT VISIBLE)**  
 \$39.99 \$59.99 CAN #2874240

**j| EDGE RECOIL HANDLE (NOT VISIBLE)**  
 \$9.99 \$16.99 CAN #2873757

**k| EDGE SNOW SKIRTS (NOT VISIBLE)**  
 \$19.99 \$29.99 CAN #2872717

**l| NEW H-4 HEADLIGHT BULBS (NOT VISIBLE)**  
 Fog piercing. High density. Up to 100% brighter than stock.  
**YELLOW XENON H-4 HEADLIGHT BULB KIT (EDGE)**  
 \$26.99 \$37.99 CAN #2874948  
**BLUE XENON H-4 HEADLIGHT BULB KIT (EDGE)**  
 \$26.99 \$37.99 CAN #2874947



## A FORECAST IS JUST A METEOROLOGIST'S BEST GUESS.

We make windshields you can change as quickly as the weather. Wind tunnel-tested for aerodynamics. Formed from thick polycarbonate. Five different heights from a low-drag 9" to the weather-blocking 17" Touring model. Sled-matching custom graphics. And with their quick change time, if the weather decides to change, you can too.



a



b



c



d



e



f



g

**a** | 11" SOLID WHITE WINDSHIELD  
\$79.99 \$119.00 CAN #2875074

**b** | 9" LOW SOLID RED WINDSHIELD  
\$79.99 \$124.99 CAN #2873819

**c** | 9" LOW, COLORED CHROME  
\$89.99 \$139.99 CAN  
**Blue** (SHOWN) #2874141, **Red** #2874140, **Yellow** #2874139,  
**Black** #2874615

**d** | 15" EDGE TOURING  
\$89.99 \$139.99 CAN #2874129

**e** | 11" CHROME WITH RED FLAMES  
\$99.99 \$154.99 CAN #2874137  
**Red Flames** (SHOWN) #2874137, **Black Flames** #2874136

**f** | RMK 900 WINDSHIELDS  
\$59.99 \$79.99 CAN  
**Red** (SHOWN) #2875105, **Chrome** #2875106,  
**Midnight Blue** #2875107

**g** | FUSION LOW WINDSHIELDS  
\$79.99 \$124.99 CAN  
**Chrome** (SHOWN) #2875104 **Smoke** #2875103

PHANTOM WINDSHIELDS (NOT SHOWN)  
\$89.99 \$125.99 CAN  
**Smoke** #2875100, **Midnight Blue** #2875101,  
**Red** #2875102, **Chrome** #2875139

## SPEED IS GOOD. SPEED THROUGH TURNS IS BETTER.

In snocross, you have to be ready to turn the same way you ride—fast. That's why the Polaris Snocross ski comes with a wide ski tip to get the ski out and on top of the snow. And a unique keel design for aggressive handling and to reduce darting. As always, the race is won or lost in the corners.



b



c



d



d



a

### a] SNOCROSS SKI

Our racers love them, and so will you! Our plastic Snocross Ski is ideal for both hardpack trail riding and loose powder riding. Its keel design is aggressive for sharp cornering and resists darting. Available in four colors to match your sled.  
\$129.99 each \$199.99 CAN #2900256

### b] SLP "STRAIGHT LINE TRACKER" SKI

Ideal for deep snow and aggressive trail riding. Makes a perfect track in almost all conditions. Improves flotation. Increases front-end lift. Powder Control Wings provide aggressive steering ability with minimum effort. Reduces darting on packed or groomed trails.  
\$189.99 each \$299.99 CAN

**Yellow** (SHOWN) #2873856, **Black** #2873853, **Blue** #2873854, **Red** #2873855

### c] SADDLELESS

Trail-oriented performance. Colors to personalize sled.  
\$129.99 each \$194.99 CAN #2874186

### d] POLARIS SIDEHILLER II SKI

Precision built to exact Polaris machine specifications. Dual runners for easy steering with no darting (sold separately).

**Right Ski** \$169.99 \$269.99 CAN #2874336  
**Left Ski** \$169.99 \$269.99 CAN #2874335

## CONTROL IS TO TURNS WHAT POWER IS TO A STRAIGHT LINE.

The length of the carbide skag on the runner mounted to the bottom of the ski is always a major factor in control and performance. The longer and less worn the carbide is, the more turning control you'll have. But it's important to match your choice of carbide to the number of studs you install. A well-matched set of carbides and studs is the best way to get optimal traction, with complete control, on hard snow and ice surfaces. It's time to make the snow start answering to you.


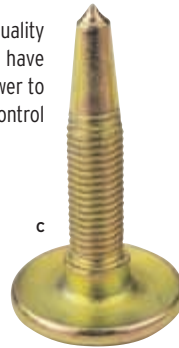


CARBIDE TO SKI FIT CHART

SKI	4"	6"	8"	10"
SNOCROSS	2875142	2875143	2875145	2875144
SLT SKI		2872208-90° 2873749-60°		
SADDLELESS			2874064-60°	2874065-60°
ACCU-TRACK	2874066	2874628	2874629	
ACCU-TRACK II	2874851	2874852	2874853	
COMPOSITE	2873745-75°	2873746-75°	2873747-75°	2871864-60°
SIDEHILLER II	2874334-60°	2875146	2875147	

Wearbars with no carbide 2874521 for Sidehiller II skis


## POWER SHOULD NEVER BE WASTED.

How you harness your sled's power is just as important as how much power it has. This is where a set of high-quality studs comes into play. The number of studs you put on the track determines the straight-line traction you have available on hard snow surfaces. More studs equals more traction in a straight line. Match that straight-line power to the set of skis and carbides that are right for it, and not only will you get straight-line power, but you'll get the control you need to keep putting that power to the snow.



STUD CHART - NUMBER OF STUDS IN TRACK

ENGINE	TRAIL	PERFORMANCE	RACE
340/550 FAN	48	96	
500 LIQUID	72	96	120
600 LIQUID	120	144	168
700 LIQUID	144	168	192
800 LIQUID	168	192	192



### a| TRACKS

Select a track that matches your riding style/application from snowcross to deep powder.

**121" x 1.25" Lightning 15"** #2872087

**121" x 1.25" Shockwave 15"** #5411963

\$499.99 \$729.99 CAN

**121" x 1.375" Shockwave 14"**

\$499.99 \$729.99 CAN #5412197

**144" x 1.25" Track Predator 15"**

\$499.99 \$720.99 CAN #2874057

**151" x 1.25" Track Predator 15"**

\$629.99 \$869.99 CAN #2874058

**2.4" x 151" Powder only 15"**

\$799.99 \$1119.99 CAN #2875132

**2.4" x 159" Powder only 15"**

\$849.99 \$1119.99 CAN #2875131

**2.4" x 166" Powder only 15"**

\$899.99 \$1259.99 CAN #2875130

### b| ALUMINUM SQUARE BACKER PLATE

A strong, lightweight alternative to traditional steel designs. Available for 5/16" studs.

### STEEL SQUARE BACKER PLATE

Heat-treated, through-hardened steel for unequalled strength.

### c| TRACTION MASTER® CARBIDE STUDS

Heat-treated, through-hardened, high-carbon alloy steel for maximum durability. Race-proven Gold Digger Traction. 5/16" diameter shank. Easy push-through design.

### d| STAINLESS STUD

Stainless shank in 5/16" size. 60° carbide tip for excellent hookup. Stainless won't rust.

### e| DEEP SNOW TRACK KITS

Turns any Polaris 121" sled into a deep snow marvel. Extended length delivers more power to the riding surface for improved traction and control. Track kits include extension rails, snow skirts and all hardware. See your Polaris dealer for ordering information.

**2001-2003** \$529.99 \$739.99 CAN

**EDGE 121" to 136" Long Track Kit** (track not included) #2873581

### TRACKS FOR 136" RAIL KITS

\$499.99 \$699.99 CAN **1.25"** #5411955

\$549.99 \$749.99 CAN **1.5"** #5434215

\$579.99 \$769.99 CAN **1.75"** #5434216

\$599.99 \$799.99 CAN **2"** #5434217

### WEAR STRIPS

Prevents damage from studs if suspension bottoms out, saving coolers and tunnel. Easy installation.

**EDGE TOURING** \$69.99 \$97.99 CAN #2874674

### SWITCHBACK WEAR STRIPS

(NOT SHOWN)

\$69.99 \$97.99 CAN #2875029

## EASILY SWITCHES FROM TWO RIDERS TO ONE.

If you're thinking of bringing it, we have a way. Tough racks. Durable plastic trunks. Rugged nylon bags. With the right luggage system from Polaris, whatever you need for The Way Out can come along for the ride.



**a** | MODULAR SIDE RACKS / HAUL ALL PACKAGE

**2-UP RACK**

\$129.99 \$189.99 CAN #2874621

**SMALL BAG**

\$99.99 \$169.99 CAN #2874623

**SIDE RACK**

\$99.99 \$144.99 CAN **Right** #2874563

\$99.99 \$144.99 CAN **Left** #2874562

**BAGS**

\$129.99 \$189.99 CAN #2874670



**b** | SOLO TOURING TRUNK COVER  
Hard-sided trunk storage in durable plastic. Locks shut and offers outstanding protection. Base required.

**SOLO TOURING TRUNK CONTAINER**

\$149.99 \$219.99 CAN

**Sonic Blue** #2874553

**Cobalt Green** #2874554

**Solar Red** #2875026

**Midnight Blue** #2875116

**Champagne** #2874555

**Metallic Black** #2874552

**TOURING TRUNK BASE KIT**

(Required for Solo Touring Trunk Cover)

\$99.99 \$149.99 CAN #2874556



**c** | THE HAUL ALL

**EDGE 1-UP BACKREST FOR 2-UP TOURING**

\$129.99 \$209.99 CAN #2874625

**LARGE MODULAR REAR CARGO RACK**

\$149.99 \$229.99 CAN #2874620

**LARGE REAR RACK 1-UP CARGO BAG**

\$119.99 \$219.99 CAN #2874622


**MODULAR SIDE RACK**

\$99.99 \$144.99 CAN **Right** #2874562

\$99.99 \$144.99 CAN **Left** #2874563

**SIDE RACK BAGS**

\$129.99 \$189.99 CAN #2874670



**d** | RECEIVER SWIVEL HITCH  
#2874177 \$89.99 \$139.99 CAN

**e** | "J" HITCH  
#2874448 \$49.99 \$69.99 CAN

**f** | STANDARD HITCH  
#2874447 \$29.99 \$49.99 CAN

**g** | DONUT HITCH  
#2874449 \$29.99 \$49.99 CAN



**h** | BACKRESTS

Fully adjustable. Perfect fit. Premium cushioning for comfort. Reduces back fatigue on extended rides. Models available for use with or without cargo racks.

**EDGE 121" 2-PC SEAT W/O CARGO CARRIER**

(Requires use of base kit unless used with EDGE Cargo Carrier)

\$229.99 \$349.99 CAN #2873753

**1-UP TOURING ADJUSTABLE BACKREST ('03-'05)**

\$199.99 \$289.99 CAN #2874626

See your dealer for other options and applications.



**i** | HANDLEBAR GAUNTLETS

Keep driver's hands warm at any speed. Hook and loop fasteners for quick, sturdy attachment. Water- and stain-resistant heavy polyfoam insulation. \$39.99 \$62.99 CAN #2874144

**j** | EDGE AND GEN II MIRRORS

Non-fogging glass. Wide-angle view. Folding design is easier to cover. Won't vibrate or get knocked out of position. Durable plastic housing.

**EDGE MIRROR**

\$59.99 pair \$89.99 CAN #2873751

**GEN II MIRROR**

\$59.99 pair \$89.99 CAN #2873752



**j/k/l**

**k** | DOUBLE PIVOT MIRROR (NOT SHOWN)

Non-fogging glass provides wide-angle view. Dual-pivot design for fully adjustable positioning. Durable plastic with molded Polaris logo.

**INDY DOUBLE PIVOT MIRROR**

\$34.99 pair \$54.99 CAN #2871531

**TALL INDY DOUBLE PIVOT MIRROR**

\$34.99 pair \$54.99 CAN #2871675

**l** | SINGLE PIVOT MIRROR (NOT SHOWN)

The essential mirror priced for every budget. Non-fogging glass provides wide-angle view. Single-pivot design fits riders of all heights. Durable plastic with molded Polaris logo.

**SINGLE PIVOT MIRROR**

\$29.99 pair \$49.99 CAN #2870938

## REVERSE SHOULDN'T IMPEDE YOUR FORWARD PROGRESS.

Progress is getting reverse without a weight penalty. Without the extra parts of a traditional reverse system, there are fewer things to go wrong and less added weight to slow you down.



### a) ELECTRIC REVERSE KITS

An extremely popular upgrade. Perfectly matched to Polaris machine specs. A must for anyone who trailers their sled. If you'd prefer a mechanical reverse, we have those too. See your Polaris dealer for correct application.

\$99.99 \$139.99 CAN #2874759

'04 PRO-XR #2874759

\$299.99 \$439.99 CAN

'03 600 PRO X #2874695

'03 700 PRO X #2874694

'03 800 PRO X #2874762

\$499.99 \$699.99 CAN

'03 500 XC SP #2874616

'03 600 XC SP #2874617

'03 700 XC SP #2874618

'03 800 XC SP #2874763

\$599.99 \$839.99 CAN

'03 700 RMK/SKS #2874761

'03 800 RMK/SKS #2874760

### b) SHOKBLOK'R HANDLEBAR PAD

Raises the handlebars for a more aggressive stance while also isolating the rider from any vibration that's normally fed through the handlebars. Fits any model sled.

#2900257 \$99.99 \$139.99 CAN

### PRO X ADAPTER PLATE

#2875046 \$39.99 \$55.99 CAN

### c) SHOKBLOK'R FOOT PADS

Reduce fatigue on long rides. Unique cone-shaped, specially formulated, rubber pads virtually eliminate vibration and help reduce the amount of impact felt by the rider. Offer an improved traction surface.

\$169.99 \$237.99 CAN

PRO X #2874902, **EDGE Touring** #2874904,

**EDGE RMK** #2874907, **Fusion** #2874905,

**RMK 900** #2874906

### d) KEY-OPERATED ELECTRIC START KITS

Fast and dependable electric starts. Especially nice for extreme cold conditions. Perfectly matched to Polaris machine specs. Much more consistent and less effort than recoil rope pull starts. Available for most Polaris models. See your Polaris dealer for correct application.



## IT'S NOT TOO LATE TO TEACH YOUR SLED ELECTRIC START.

One leg on the seat, torso cocked, loaded and ready for another pull on the rope. It's not always how you want to start your sled. These kits were designed as an exact match to Polaris machine specs, for fast, easy starts every time. When it's way below zero, sometimes it's nice to start a ride with no strings attached.





**a] STATIONARY JACKSTAND**  
The rear bumper rests on supports to hold your sled track completely off the ground. Rugged steel construction stands 25" tall.  
\$69.99 \$103.99 CAN #2874104



**b] SNOWMOBILE WHEEL DOLLIES**  
Protect floors from skibides and studs. Includes three dollies (2 for skis and 1 for track) and safety straps and rubber-coated wheels.  
\$59.99 \$89.99 CAN #2874156



**c] DELUXE DOLLY CART**  
Front-lever arms anchor under chassis while rear strap raises track. Sturdy construction won't bend under weight of sled.  
\$279.99 \$399.99 CAN #2874147



**d] SNOWMOBILE LIFT**  
Big enough to handle all Polaris sleds. Gets the whole sled off the ground, making it ideal for maintenance and repairs of suspension and track. The extension handle makes it easy to raise and lower stand.  
\$279.99 \$399.99 CAN #2872237

## EVERY RIDE SHOULD LAST FOREVER.

But much as we'd all like them to, they don't. At some point in time we all have to put the sled away. And whether that's for a day installing upgrades, a season in the garage, or just a quick check underneath, there's something here to meet your needs. Durable designs. Solid construction. In short, everything you need to make sure your sled is always right where it needs to be – ready for its next ride.



**e] HANGERS AND SIDE PANELS**  
Steel hanger brackets and tough plastic side panels let you hook your universal lift stand right on your bumper. It's an easy way to get your stand to the staging or run-up area. No other stand on the market offers this unique carry feature for use with all Polaris machines.  
\$39.99 \$62.99 CAN #2874079



**f] LEVER LIFT JACKSTAND**  
This popular design allows you to lever-lift your machine with ease. The durable steel construction provides secure lift for all Polaris machines.  
\$129.99 \$199.99 CAN #2873833



**g] ALUMINUM RACE JACKSTAND**  
Constructed of lightweight aluminum track, will protect your track when you're not using your sled or before the big race. These custom-fit stands work with all Polaris machines.  
\$139.99 \$199.99 CAN #2873832



**h] MECHANICAL ROLLING SEAT**  
This popular stand is height adjustable for your various maintenance uses. A huge, durable rubber top – and a large parts tray aids in any project. Withholds up to 600 lbs.  
\$74.99 \$99.99 CAN #2855791

## NO ONE KNOWS MORE ABOUT A POLARIS THAN POLARIS.

When the Pure Polaris line of oils and lubes was designed, they were created as the perfect match to the high-performance needs of Polaris sleds. To work flawlessly when the engines are screaming wide open. In brutal cold, or just cruising through a scenic forest, when you're the person holding the throttle, you don't want to mess around with anything less.

### BEFORE YOU RIDE

Keep your sled performing and looking like it's fresh off the showroom floor. Premium Grease to lube the suspension. Aerosol Cleaners to keep the engine clean on the outside and Carbon Clean Fuel Treatment to keep it clean on the inside. Touch up paint. Premium Chaincase Lubricant. Fuel Stabilizer and de-icer. All designed for one purpose: to make sure your sled looks as good after its hundredth ride as it did after its first.



a) SNOWMOBILE PREPARATION KIT

b) AEROSOL CLEANERS

c) TOUCH-UP PAINT

d) PREMIUM ANTIFREEZE

e) PREMIUM FUEL STABILIZER

f) ISOPROPYL FUEL DE-ICER

## WHILE YOU RIDE

Polaris offers oils for every application. VES II oil specifically designed for exhaust valve engines. Race oil for extreme conditions. Synthetic chaincase oil. Specifically formulated for your Polaris machine.



g) **VES II SYNTHETIC 2-CYCLE OIL**  
New cleaner burning, low odor, smokeless oil formulation. Designed to improve exhaust valve performance.

h) **HIGH PERFORMANCE RACING OIL**  
The best engine and exhaust valve detergency available. Anti-wear additive extends ring, cylinder and bearing life.

i) **PREMIUM GOLD SYNTHETIC OIL**  
"Smokeless," clean-burning synthetic lubricant. High-lubricity formulation provides maximum engine protection.

j) **SYNTHETIC BLEND**  
High-viscosity for peak performance at high engine temperatures. Most advanced synthetic blend 2-cycle lubricant on the market.

k) **SYNTHETIC CHAINCASE LUBRICANT**  
Prevents rust, oxidation and corrosion of internal chaincase components. Provides maximum protection for extreme operating temperatures.

l) **OIL CHANGE KIT-4-STROKE**  
Kit includes two 1-qt. bottles of premium synthetic engine oil and filter.

MODEL NAME	PERFORMANCE					CROSSOVER		DEEP SNOW					
	900 Fusion	900 Fusion (50th Anniversary)	700 & 800 XC SP	600 XC SP (50th Anniversary)	500 & 600 XC SP	600 & 800 SwitchBack	900 RMK 166" (50th Anniversary)	900 RMK 159"	900 RMK 151"	800 RMK 159"	700 & 800 RMK 151"	700 & 800 RMK 144"	600 RMK 144"
<b>DIMENSIONS</b>													
Overall Length (in.)	115	115	113	113	113	124	134	134	128	130	130	124	124
Overall Width (in.)	47	47	48	48	48	47	46.5	46.5	46.5	45.5	45.5	45.5	45.5
Overall Height (in.)	51	51	46	46	46	48	46.5	46.5	46.5	48	48	48	48
Ski Center Distance	42.5	42.5	42.5	42.5	42.5	42.5 / 41	41	41	41	41	41	41	41
Fuel Capacity (gallons)	10.8	10.8	11.8	11.8	11.8	11.8	10.8	10.8	10.8	11.8	11.8	11.8	11.8
<b>ENGINE AND DRIVETRAIN</b>													
Engine Type / Cooling	Liberty / Liquid	Liberty / Liquid	Liberty / Liquid	Liberty / Liquid	Liberty / Liquid	Liberty / Liquid	Liberty / Liquid	Liberty / Liquid	Liberty / Liquid	Liberty / Liquid	Liberty / Liquid	Liberty / Liquid	Liberty / Liquid
Cylinders, Displacement (cc)	2, 866	2, 866	2, 700 / 794	2, 599	2, 500 / 599	2, 599 / 794	2, 866	2, 866	2, 866	2, 794	2, 700 / 794	2, 700 / 794	2, 599
Ignition	Digital CDI w/TPS, WTS and DET	Digital CDI w/TPS, WTS and DET	Digital CDI w/TPS, WTS, Fuel Octane Switch, DET	Digital CDI w/TPS, WTS, Fuel Octane Switch	Digital CDI w/TPS, WTS, Fuel Octane Switch	Digital CDI w/TPS, WTS, Fuel Octane Switch	Digital CDI w/TPS, WTS and DET	Digital CDI w/TPS, WTS and DET	Digital CDI w/TPS, WTS and DET	Digital CDI w/TPS, WTS, Fuel Octane Switch, DET	Digital CDI w/TPS, WTS, Fuel Octane Switch, DET	Digital CDI w/TPS, WTS, Fuel Octane Switch, DET	Digital CDI w/TPS, WTS, Fuel Octane Switch
Exhaust	SC VES, Single	SC VES, Single	VES, Single	VES, Single	VES, Single	VES, Single	SC VES, Single	SC VES, Single	SC VES, Single	VES, Single	VES, Single	VES, Single	VES, Single
Fuel System	Cleanfire Injection	Cleanfire Injection	2 - TM40	2 - TM38	2 - TM38	2 - TM38 / TM40	Cleanfire Injection	Cleanfire Injection	Cleanfire Injection	2 - TM40	2 - TM40	2 - TM40	2 - TM38
Disc Brake Type	Phantom, Hydraulic	Phantom, Hydraulic	Phantom, Hydraulic	Phantom, Hydraulic	Phantom, Hydraulic	Phantom, Hydraulic	Phantom, Hydraulic	Phantom, Hydraulic	Phantom, Hydraulic	Phantom, Hydraulic	Phantom, Hydraulic	Phantom, Hydraulic	Phantom, Hydraulic
Drive / Driven Clutch	P-85 / TEAM	P-85 / TEAM	P-85 / TEAM	P-85 / TEAM	P-85 / TEAM	P-85 / TEAM	P-85 / TEAM	P-85 / TEAM	P-85 / TEAM	P-85 / TEAM	P-85 / TEAM	P-85 / TEAM	P-85 / TEAM
<b>SUSPENSION</b>													
Front Suspension	<b>IQ</b>	<b>IQ</b>	EDGE, CRC	EDGE, CRC	EDGE, CRC	Adjustable Width, CRC	<b>IQ</b> RMK	<b>IQ</b> RMK	<b>IQ</b> RMK	Escape, CRC	Escape, CRC	Escape, CRC	Escape, CRC
Front Travel (in.)	10	10	10.3	10.3	10.3	7.6 / 7.2	9.0	9.0	9.0	7.6	7.6	7.6	7.6
Front Shocks	Ryde FX, HPG, IFP	Premium High Pressure Gas	Ryde FX, HPG, IFP	Ryde FX, Solo, Compression Adjustable	Ryde FX, HPG, IFP	Ryde FX, HPG, IFP	Ryde FX, HPG, IFP	Ryde FX, MPV, Select Compression Adjustable	Ryde FX, MPV, Select Compression Adjustable	Nitrex, Twin Tube, Gas	Nitrex, Twin Tube, Gas	Nitrex, Twin Tube, Gas	Nitrex, Twin Tube, Gas
Ski Type	Accu-Trak 2	Accu-Trak 2	Composite	Composite	Composite	Sidehiller 2	Sidehiller 2	Sidehiller 2	Sidehiller 2	Sidehiller 2	Sidehiller 2	Sidehiller 2	Sidehiller 2
Rear Suspension	<b>IQ</b>	<b>IQ</b>	EDGE	EDGE	EDGE	Dual Purpose Rail	Dual Purpose Rail	Dual Purpose Rail	Dual Purpose Rail	Dual Purpose Rail	Dual Purpose Rail	Dual Purpose Rail	Dual Purpose Rail
Rear Travel	12	12	13.9	13.9	13.9	17	18.5	17.5	16.5	18.5	17.5	17	17
Front Track Shock	Ryde FX, HPG, IFP	Premium High Pressure Gas	Ryde FX, HPG, IFP	Ryde FX, HPG, IFP	Ryde FX, HPG, IFP	Ryde FX, HPG, IFP	Ryde FX, HPG, IFP	Ryde FX, MPV	Ryde FX, MPV	Nitrex, Twin Tube, Gas	Nitrex, Twin Tube, Gas	Nitrex, Twin Tube, Gas	Nitrex, Twin Tube, Gas
Rear Track Shock	Fox, PSS, Position Sensitive	Premium High Pressure Gas	Fox, PPS, Position Sensitive	Fox, PSS, Compression Adjustable	Fox, PPS, Position Sensitive	Ryde FX, HPG, Rappid Adjust™	Ryde FX, HPG, Rappid Adjust	Ryde FX, MPV, Select Compression Adjustable	Ryde FX, MPV, Select Compression Adjustable	Indy Select, Compression Adjustable	Indy Select, Compression Adjustable	Indy Select, Compression Adjustable	Indy Select, Compression Adjustable
Track Width / Length / Height (in.)	15 x 121 x 1	15 x 121 x 1	15 x 121 x 1	15 x 121 x 1.25	15 x 121 x .91	15 x 144 x 1.25	15 x 166 x 2.4	15 x 159 x 2	15 x 151 x 2	15 x 159 x 2	15 x 151 x 2	15 x 144 x 2	15 x 144 x 2
<b>FEATURES</b>													
Electric Start	TBA	TBA	Accessory	Accessory	Accessory	Accessory	TBA	TBA	TBA	Accessory	Accessory	Accessory	Accessory
Reverse	PERC	PERC	PERC	PERC	PERC	PERC	PERC	PERC	PERC	PERC	PERC	PERC	PERC
Speedometer	Multi-Function Display	Multi-Function Display	Standard	Standard	Standard	Standard	Multi-Function Display	Multi-Function Display	Multi-Function Display	Standard	Standard	Standard	Standard
Tachometer	Multi-Function Display	Multi-Function Display	Standard	Standard	Standard	Standard	Multi-Function Display	Multi-Function Display	Multi-Function Display	Standard	Standard	Standard	Standard
Fuel Gauge	Multi-Function Display	Multi-Function Display	Mechanical	Mechanical	Mechanical	Mechanical	Multi-Function Display	Multi-Function Display	Multi-Function Display	Mechanical	Mechanical	Mechanical	Mechanical
Temp. / Low Oil Light	Multi-Function Display	Multi-Function Display	Standard	Standard	Standard	Standard	Multi-Function Display	Multi-Function Display	Multi-Function Display	Standard	Standard	Standard	Standard
12v-DC Outlet	Accessory	Accessory	Accessory	Accessory	Accessory	Accessory	Accessory	Accessory	Accessory	Accessory	Accessory	Accessory	Accessory
Hand & Thumb Warmers	Std. Adjustable	Std. Adjustable	Std. Adjustable	Std. Adjustable	Std. Adjustable	Std. Adjustable	Std. Adjustable	Std. Adjustable	Std. Adjustable	Std. Adjustable	Std. Adjustable	Std. Adjustable	Std. Adjustable
Heated Passenger Grips	N/A	N/A	N/A	N/A	N/A	N/A	N/A	N/A	N/A	N/A	N/A	N/A	N/A
Mirrors	Accessory	Accessory	Accessory	Accessory	Accessory	Accessory	Accessory	Accessory	Accessory	Accessory	Accessory	Accessory	Accessory
Seat Type	<b>IQ</b> Fusion	<b>IQ</b> Fusion	Polaris Adjustable Seat System	Polaris Adjustable Seat System	Polaris Adjustable Seat System	Switchback	<b>IQ</b> RMK, Removable	<b>IQ</b> RMK, Removable	<b>IQ</b> RMK, Removable	EDGE RMK	EDGE RMK	EDGE RMK	EDGE RMK
Rear Rack/Tow Hitch	Accessory	Accessory	Accessory	Accessory	Accessory	Std. / Accessory	Std. / TBA Tow Hitch	Std. / TBA Tow Hitch	Std. / TBA Tow Hitch	Std. / Accessory	Std. / Accessory	Std. / Accessory	Std. / Accessory

79 MODEL SPECIFICATIONS POLARIS RESERVES THE RIGHT TO CHANGE SPECIFICATIONS AT ANY TIME WITHOUT INCURRING OBLIGATION. INCLUDES COMPARISONS TO 2004 MODELS. RYDE FX® IS A REGISTERED TRADEMARK OF ARVIN MERITOR. FAST® M-10 IS A REGISTERED TRADEMARK OF FAST, INC. ALL RIDERS PICTURED ARE PROFESSIONALS. POLARIS RECOMMENDS THAT ALL SNOWMOBILE RIDERS TAKE A TRAINING COURSE. DO NOT ATTEMPT MANEUVERS BEYOND YOUR CAPABILITY. ALWAYS WEAR A HELMET AND OTHER SAFETY APPAREL. NEVER DRINK AND RIDE.



Trail RMK 136"	TRAIL LUXURY				TWO-UP TOURING							TRAIL SPORT		KIDS	
	600 Classic	500 Classic	550 Classic	340 Classic	800 EDGE Touring	600 EDGE Touring	600 EDGE Touring (50th Anniversary)	Trail Touring / Trail Touring Deluxe	340 EDGE Touring	WideTrak LX	Frontier Touring	Super Sport	Polaris Indy 500	120 PRO X	
124	113	113	113	113	128	128	128	128	128	128	128	113	113	75	
45.5	48	48	48	48	48	48	48	48	48	48	43.5	48	48	34	
48	48	48	48	48	49.5	49.5	49.5	49.5	49.5	49.5	51	49.5	46	31	
41	42.5	42.5	42.5	42.5	42.5	42.5	42.5	42.5	42.5	42.5	38	42.5	42.5	30	
11.8	11.8	11.8	11.8	11.8	12.25	12.25	12.25	12.25	12.25	12.25	11	12.25	11.8	0.5	
Polaris / Fan	Liberty / Liquid	Polaris / Liquid	Polaris / Fan	Polaris / Fan	Liberty / Liquid	Liberty / Liquid	Liberty / Liquid	Polaris / Fan	Polaris / Fan	Polaris / Liquid	Liberty 4 Cycle / Liquid	Polaris / Fan	Polaris / Liquid	Polaris / Air	
2, 544	2, 599	2, 488	2, 544	2, 339	2, 794	2, 599	2, 599	2, 544	2, 339	2, 488	2, 784	2, 544	2, 488	1, 121	
Digital CDI	Digital CDI w/TPS, WTS, Fuel Octane Switch	CDI	Digital CDI	Digital CDI	Digital CDI w/TPS, WTS, Fuel Octane Switch, DET	Digital CDI w/TPS, WTS, Fuel Octane Switch	Digital CDI w/TPS, WTS, Fuel Octane Switch	Digital CDI	Digital CDI	CDI	Digital	Digital CDI	CDI	Transistor	
Single	VES, Single	Single	Single	Single	VES, Single	VES, Single	VES, Single	Single	Single	Single	Single	Single	Single	Single	
2 - VM34SS w/ACCS™	2 - TM38	2 - TM38	2 - VM34	2 - VM30SS	2 - TM40	2 - TM38	2 - TM38	2 - VM34	2 - VM30SS	2 - VM34SS	Closed Loop EFI	2 - VM34	2 - TM38	1 - BV18	
Phantom, Hydraulic	Phantom, Hydraulic	Phantom, Hydraulic	Phantom, Hydraulic	Phantom, Hydraulic	Phantom, Hydraulic	Phantom, Hydraulic	Phantom, Hydraulic	Phantom, Hydraulic	Phantom, Hydraulic	Mechanical	Phantom, Hydraulic	Phantom, Hydraulic	Phantom, Hydraulic	Mechanical Drum	
P-85 / TEAM	P-85 / TEAM	P-85	P-85 / TEAM	P-85 / TEAM	P-85 / TEAM	P-85 / TEAM	P-85 / TEAM	P-85 / TEAM	P-85 / TEAM	P-85	P-85	P-85 / TEAM	P-85	P-40	
Escape, CRC	EDGE, CRC	EDGE, CRC	EDGE, CRC	EDGE, CRC	EDGE, CRC	EDGE, CRC	EDGE, CRC	EDGE, CRC	EDGE, CRC	IFS	EDGE, CRC	EDGE, CRC	EDGE, CRC	IFS	
7.6	10	10	10	10	10	10	10	10	10	7.25	10	10	10	3	
Nitrex, Twin Tube, Gas	Indy Select, Compression Adjustable	Indy Select, Compression Adjustable	Nitrex, Twin Tube, Gas	Nitrex, Twin Tube, Gas	Indy Select, Compression Adjustable	Indy Select, Compression Adjustable	Indy Select, Compression Adjustable	Indy Select, Compression Adjustable	Indy Select, Compression Adjustable	Nitrex, Twin Tube, Gas	Nitrex, Twin Tube, Gas	Nitrex, Twin Tube, Gas	Nitrex, Twin Tube, Gas	Nitrex, Twin Tube, Gas	Hydraulic
Sidehiller 2	Composite, Accu-Trak	Composite, Accu-Trak	Composite, Accu-Trak	Steel	Composite, Accu-Trak	Composite, Accu-Trak	Composite, Accu-Trak	Composite, Accu-Trak	Composite, Accu-Trak	Steel	Composite, Wide	Composite, Accu-Trak	Steel	Composite	Composite
Dual Purpose Rail	Fast®, M-10	Fast®, M-10	EDGE	EDGE	FAST® M-10 ACE™	EDGE Touring	FAST® M-10 ACE™	EDGE Touring	EDGE 136	Adjustable Coupling Drive	EDGE Touring	EDGE	EDGE	Mini Indy	
13.8	14	14	13.9	13.9	15.2	15.2	15.2	15.2	13.9	9.0	15.2	13.9	13.9	7	
Nitrex, Twin Tube, Gas	Fox, HPG, IFP	Fox, HPG, IFP	Nitrex, Twin Tube, Gas	Nitrex, Twin Tube, Gas	Ryde AFX, Compression Adjustable	Ryde AFX, Compression Adjustable	Ryde AFX, Compression Adjustable	Ryde AFX, Compression Adjustable	Nitrex, Twin Tube, Gas	Nitrex, Twin Tube, Gas	Ryde AFX, Compression Adjustable	Nitrex, Twin Tube, Gas	Nitrex, Twin Tube, Gas	N/A	
Indy Select, Compression Adjustable	Fox, HPG, IFP, Remote Reservoir	Fox, HPG, IFP, Remote Reservoir	Fox, PPS, Position Sensitive	Indy Select, Compression Adjustable	Ryde FX, High Pressure Gas	Ryde FX, High Pressure Gas	Ryde FX, High Pressure Gas	Ryde FX, High Pressure Gas	Indy Select, Compression Adjustable	Nitrex, Twin Tube, Gas	Ryde FX, High Pressure Gas	Fox, PPS, Position Sensitive	Fox, PPS, Position Sensitive	N/A	
15 x 136 x 1.25	15 x 121 x 1	15 x 121 x 1	15 x 121 x .82	15 x 121 x .82	15 x 136 x 1	15 x 136 x 1	15 x 136 x 1	15 x 136 x 1	15 x 136 x 1	20 x 156 x 1	15 x 136 x 1	15 x 121 x .82	15 x 121 x .82	10 x 69 x .79	
Accessory	Standard	Standard	Standard	Standard	Standard	Standard	Standard	Accessory / Standard	Standard	Standard	Standard	Accessory	Accessory	N/A	
PERC	PERC	Std. Mechanical	PERC	PERC	PERC	PERC	PERC	PERC	PERC	Hi / Low / Reverse	Std. Mechanical	PERC	Accessory	N/A	
Standard	Standard	Standard	Standard	Standard	Standard	Standard	Standard	Standard	Standard	Standard	Standard	Standard	Standard	N/A	
Accessory	Standard	Accessory	Accessory	Accessory	Standard	Standard	Standard	Accessory	Accessory	Accessory	Standard	Accessory	Accessory	N/A	
Mechanical	Electric	Electric	Mechanical	Mechanical	Electric	Electric	Electric	Mechanical	Mechanical	Mechanical	Electric	Mechanical	Mechanical	Accessory	
N/A / Standard	Standard	Standard	N/A / Standard	N/A / Standard	Standard	Standard	Standard	N/A / Standard	N/A / Standard	Standard	Standard	N/A / Standard	Standard	N/A	
Accessory	Standard	Standard	Standard	Standard	Standard	Standard	Standard	Accessory / Standard	Accessory	Accessory	Standard	Accessory	Accessory	N/A	
Std. Adjustable	Std. Adjustable	Std. Adjustable	Std. Adjustable	Std. Adjustable	Std. Adjustable	Std. Adjustable	Std. Adjustable	Std. Adjustable	Std. Adjustable	Standard	Std. Adjustable	Std. Adjustable	Std. Adjustable	Accessory	
N/A	N/A	N/A	N/A	N/A	Std. Adjustable	Std. Adjustable	Std. Adjustable	N/A	N/A	N/A	Std. Adjustable	N/A	N/A	N/A	
Accessory	Standard	Standard	Standard	Standard	Standard	Standard	Standard	Accessory / Standard	Accessory	Accessory	Standard	Accessory	Accessory	N/A	
EDGE RMK	Polaris Adjustable Seat System	Polaris Adjustable Seat System	EDGE	EDGE	2-up Pillow, Removable, Lumbar Adjustable	2-up Pillow, Removable, Lumbar Adjustable	2-up Pillow, Removable, Lumbar Adjustable	2-up Pillow, Removable, Lumbar Adjustable	2-up, Removable, Lumbar Adjustable	2-passenger w/ Storage	2-up Pillow, Removable, Lumbar Adjustable	EDGE	EDGE	Removable w/storage	
Std. / Accessory	Accessory	Accessory	Accessory	Accessory	Std., Covered / Receiver	Std., Covered / Receiver	Std., Covered / Receiver	Std., Covered / Receiver	Std., Covered / Receiver	Standard	Std., Covered / Receiver	Accessory	Accessory	N/A	

Fifty years ago when Polaris began, people worked hard for themselves and their families, but knew getting out to recharge was important, too. It's time well spent that can shake off a week's worth of work and let the entire family have fun. Polaris gave them The Way Out in exhilarating new forms. Our machines inspired people, and discovering so many others shared our enthusiasm inspired us.

People still work hard, and Polaris keeps adding exciting new products, from the snowmobiles we first invented to ATVs, RANGER off-road utility vehicles, Victory® motorcycles, personal watercraft, sport boats, Professional Series Workmobiles™ and Pure Polaris™ parts, apparel and accessories. Each Polaris machine is a sleekly designed reminder of The Way Out, bearing our name with the perfect measure of serious design and well-earned fun.

Polaris Industries has grown to include extensive support. Our large dealer network provides everything from customer service to financial services, so any assistance you need is never far away. At Polaris, we know our hard work pays off. We hope our machines remind you that yours does, too. Polaris. **The Way Out.**

1954



2004



For your nearest dealer, call 1-800-POLARIS or go to [polarisindustries.com](http://polarisindustries.com).  
Polaris Sales Inc., 2100 Hwy. 55, Medina, MN 55340 (763) 542-0500 Fax (763) 542-0599

Polaris Industries LTD., 1445 Church Avenue, Winnipeg, Manitoba, Canada R2X 2X9 (204) 925-7100 Fax (204) 925-7110

©2004 Polaris Sales Inc. Printed in USA Part #9919569



GRAB LIFE BY THE HORNS  
The official vehicle of Polaris

