



3-D puzzles

2-D puzzles

If you've completed the puzzles of the original Kanoodle, you'll love the even more challenging Kanoodle Genius. You'll feel yourself getting smarter!



EI-3026

U.S.A. PAT. NO. 6220919 CHINA PAT. NO. 992489393
JAPAN PAT. NO. 3068102 GERMANY PAT. NO. 29917479.4
TAIWAN PAT. NO. 116235 HONG KONG PAT. NO. 1047864
Developed in Southern California by Educational Insights.
© Educational Insights, Gardena, CA (U.S.A.). All rights reserved.
Learning Resources Ltd., Bergen Way, King's Lynn, Norfolk,
PC30 2JG, UK. Please retain this information. Made in Taiwan.
www.educationalinsights.com

Introducing
KANOODLE
GENIUS
The ultimate brain workout!

Ages 7 to Adult

EI-2978

KANOODLE®

A caboodle of brain-teasing puzzles!



WARNING:

CHOKING HAZARD—Small parts.
Not for children under three (3) years.

Includes
101
puzzles!

KANOODLE®

Kanoodle is a collection of fun, logical thinking puzzles. It's great for promoting children's spatial reasoning skills and developing their self-confidence with problem solving.



For adults, these puzzles help maintain lifetime cognitive function. Exercising the brain is great for all ages! 101 puzzles are included, which makes Kanoodle perfect for everyone from puzzle-loving children to puzzle-master adults. The small, portable case makes it easy to carry with you wherever you go.



The Puzzles

There are 6 levels of 2-D (rectangle) puzzles and 3 levels of 3-D (pyramid) puzzles, as well as some "Kanoodle quizzes" for both types of puzzles.

Levels 1 and 2 of the 2-D puzzles are great for young children. As the levels increase, the puzzles become progressively more difficult. The 3-D puzzles are considerably more difficult than the 2-D puzzles, so it's a good idea to begin with the 2-D puzzles and work your way up in difficulty.

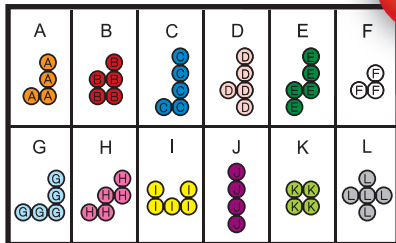


The Noodles


Every Kanoodle puzzle uses all 12 of the noodles (puzzle pieces). Each noodle is unique and designated with a letter.

Each puzzle has a diagram, indicating where to place some of the noodles.

Your challenge is to use the remaining noodles to fill in every remaining space on the board.



2-D Puzzles



Why are some spaces colored?

In a 2-D puzzle, colored spaces with letters indicate which noodles you should use and where to place them to set up the problem.

Do not move noodles once you have placed them into position according to the diagram.

Use only the remaining noodles to fill in the empty spaces.

Kanoodle Levels for the 2-D Puzzles

Level	Description of difficulty
Level 1 - Pro	Easy – best for very young children
Level 2 - Super Pro	Simple – still fairly easy, a good challenge for younger kids who have mastered Level 1
Level 3 - Champ	Moderate – a bit more challenging and a good place for an adult or more experienced puzzler to begin
Level 4 - Whiz	Difficult – a brain workout
Level 5 - Expert	Very Difficult – extremely rewarding to complete one of these
Level 6 - Genius	Advanced – Wow! We're impressed if you can solve Level 6.

Instructions for 2-D puzzles


1. Remove the 12 noodles from the case and put them on the tray (see figure 1).
2. Turn to 2-D puzzle 1, Level 1 (see figure 2). Place the 11 noodles on the board, exactly as shown in the picture (see figure 3).
3. Fill up the empty space with the last noodle (see figure 4). You've completed your first Kanoodle puzzle!

Repeat steps 1-3 for the puzzles on the following pages. It's best to begin with the easier levels and work your way up to the higher levels as you gain proficiency. After you have solved all the 2-D puzzles and the 2-D Kanoodle Quiz, you are ready to start the 3-D pyramid puzzles.

1



2



Choose your puzzle.

3



Set up the puzzle.

4



Solve the puzzle.

Level 1
Pro



Put 11 noodles on the board as shown in each puzzle. Do not move noodles that are in position. To solve the puzzle, fill up the last space with the twelfth noodle.




Put 11 noodles on the board as shown in each puzzle. Do not move noodles that are in position. To solve the puzzle, fill up the last space with the twelfth noodle.

Level 1
Pro



Put 11 noodles on the board as shown in each puzzle. Do not move noodles that are in position. To solve the puzzle, fill up the last space with the twelfth noodle.

Level 2
Super
Pro



Put 10 noodles on the board as shown in each puzzle. Do not move noodles that are in position. To solve the puzzle, fill up the remaining spaces with the last 2 noodles.

Level 2
Super
Pro



Put 10 noodles on the board as shown in each puzzle. Do not move noodles that are in position. To solve the puzzle, fill up the remaining spaces with the last 2 noodles.




Put 10 noodles on the board as shown in each puzzle. Do not move noodles that are in position. To solve the puzzle, fill up the remaining spaces with the last 2 noodles.

Level 3
Champ



Put 9 noodles on the board as shown in each puzzle. Do not move noodles that are in position. To solve the puzzle, fill up the remaining spaces with the last 3 noodles.




Put 9 noodles on the board as shown in each puzzle. Do not move noodles that are in position. To solve the puzzle, fill up the remaining spaces with the last 3 noodles.

Level 3
Champ




Put 9 noodles on the board as shown in each puzzle. Do not move noodles that are in position. To solve the puzzle, fill up the remaining spaces with the last 3 noodles.

Level 4
Whiz




Put 8 noodles on the board as shown in each puzzle. Do not move noodles that are in position. To solve the puzzle, fill up the remaining spaces with the last 4 noodles.

Level 4
Whiz






Put 8 noodles on the board as shown in each puzzle. Do not move noodles that are in position. To solve the puzzle, fill up the remaining spaces with the last 4 noodles.



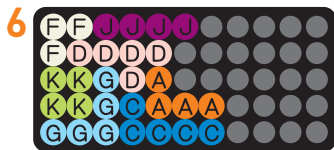



Put 8 noodles on the board as shown in each puzzle. Do not move noodles that are in position. To solve the puzzle, fill up the remaining spaces with the last 4 noodles.

Level 5
Expert







Put 7 noodles on the board as shown in each puzzle. Do not move noodles that are in position. To solve the puzzle, fill up the remaining spaces with the last 5 noodles.





Put 7 noodles on the board as shown in each puzzle. Do not move noodles that are in position. To solve the puzzle, fill up the remaining spaces with the last 5 noodles.

Level 5
Expert




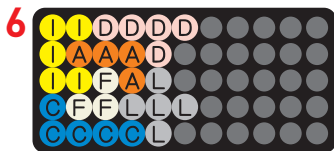
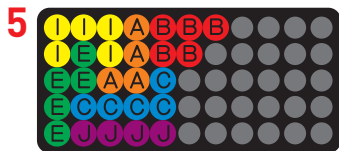
Put 7 noodles on the board as shown in each puzzle. Do not move noodles that are in position. To solve the puzzle, fill up the remaining spaces with the last 5 noodles.

Level 6
Genius


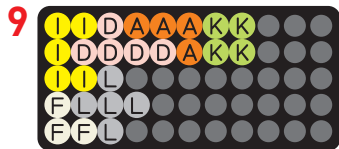


Put 6 noodles on the board as shown in each puzzle. Do not move noodles that are in position. To solve the puzzle, fill up the remaining spaces with the last 6 noodles.

Level 6
Genius


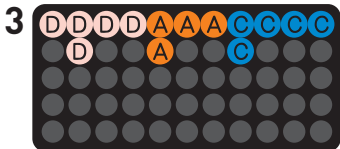
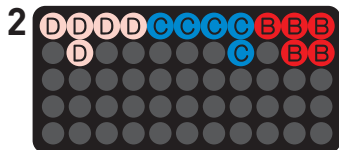
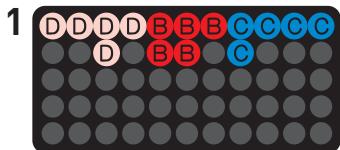


Put 6 noodles on the board as shown in each puzzle. Do not move noodles that are in position. To solve the puzzle, fill up the remaining spaces with the last 6 noodles.



Put 6 noodles on the board as shown in each puzzle. Do not move noodles that are in position. To solve the puzzle, fill up the remaining spaces with the last 6 noodles.

2-D Kanoodle Quiz: Solve these 4 challenging puzzles



Now you are ready to go on to the 3-D pyramid puzzles!



3-D Pyramid Puzzles

When you are solving pyramid puzzles, noodles may be stacked horizontally or vertically! Figures 1-9 show just some examples of the way noodles may be placed on the board; you'll have to figure out the rest on your own!



Fig. 1



Fig. 2



Fig. 3



Fig. 4



Fig. 5



Fig. 6



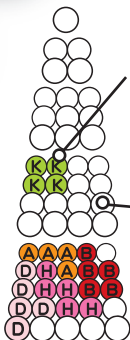
Fig. 7



Fig. 8



Fig. 9



Do not move noodles that you have placed into position according to the diagram.

Use the remaining noodles to fill in the empty spaces.

Challenge Levels for the Pyramid Puzzles

Level	Description of difficulty
Level 1 - Whiz	Moderate to Difficult – this is a brain workout
Level 2 - Expert	Very Difficult – extremely rewarding to complete one of these
Level 3 - Genius	Advanced – Wow! We're impressed if you can solve Level 3 pyramids.

Instructions for 3-D pyramid puzzles

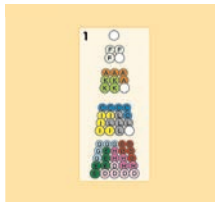
1. Remove the 12 noodles. Turn the box over so the pyramid puzzle board faces upward (see figure 1).
2. Turn to 3-D Level 1, Puzzle 1 (see figure 2). Using the diagram to guide you, put the 11 noodles on the board (see figure 3).
3. Complete the pyramid shape with the last noodle. When you have built a 5-level pyramid, the puzzle is solved!

Repeat steps 2-3 for the remaining puzzles. After completing Level 1, go on to Levels 2 and 3. Then tackle the 3-D Kanoodle Quiz!

1



2



Choose your puzzle.

3



Set up the puzzle.

4



Solve the puzzle.

Put 11 noodles on the puzzle board as shown here. Then place the 1 remaining noodle into position to complete the pyramid.

3D
Level 1
Whiz

1 ○



2 ○




Put 11 noodles on the puzzle board as shown here. Then place the 1 remaining noodle into position to complete the pyramid.

3 ○



4 ○




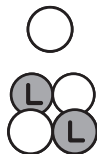
3D
Level 1
Whiz

Put 11 noodles on the puzzle board as shown here. Then place the 1 remaining noodle into position to complete the pyramid.

5

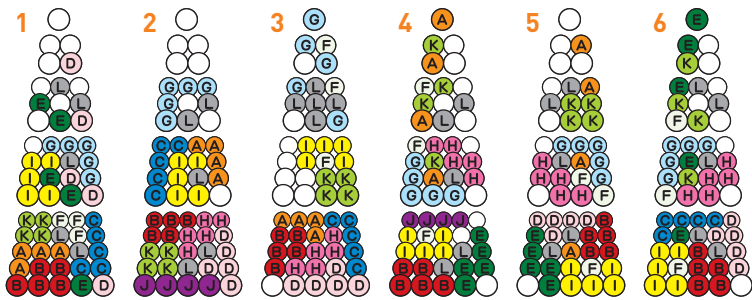


6



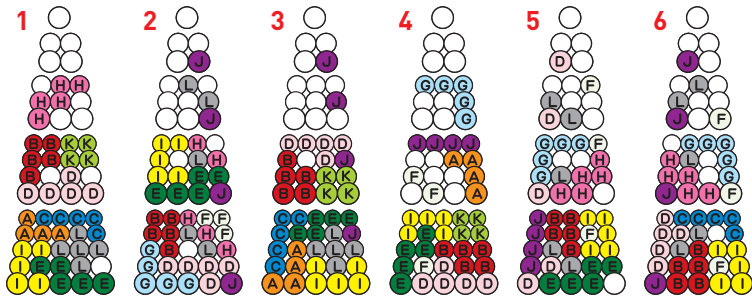
3D
Level 1
Whiz

3D
Level 2
Expert



Put 10 noodles on the puzzle board as shown. Then place the 2 remaining noodles into position to complete the pyramid.

3D
Level 3
Genius



Put 9 noodles on the puzzle board as shown. Then place the 3 remaining noodles into position to complete the pyramid.

Congratulations!

You've made it to the
3-D Kanoodle Quiz!
Solve the following
7 final puzzles and
you're a Kanoodle
Master!

