



# User Information Manual

701A  
702A

## SINGLE-PACKAGE ELECTRIC COOLING UNITS

Cancels: OM01-53


OM01-59  
10-99


### NOTE TO INSTALLER

This manual should be left with the equipment owner.

#### FOR YOUR SAFETY

Do not store or use gasoline or other flammable vapors and liquids in the vicinity of this or any other appliance.

 **WARNING:** Do not use this unit if any part has been under water. Immediately call a qualified service technician to inspect the unit and to replace any part of the control system which has been under water. Failure to follow this warning could result in electrical shock, fire, personal injury, or death.

 **WARNING:** Before performing recommended maintenance, be sure the main power switch to unit is turned off. Electric shock could cause personal injury or death.

### TO START UNIT

I. TURN ON THE ELECTRICAL POWER SUPPLY TO UNIT.

II. SELECT TEMPERATURE AND SET SYSTEM SWITCH TO DESIRED MODE.

### TO SHUT UNIT OFF

If unit is being shut down because of a malfunction, call your dealer as soon as possible.

I. SET TEMPERATURE SWITCH TO OFF.

II. TURN OFF THE ELECTRICAL POWER SUPPLY TO UNIT.

### ROUTINE MAINTENANCE

All routine maintenance should be handled by skilled, experienced personnel. Your dealer can help you establish a standard procedure.

For your safety, keep the unit area clear and free of combustible materials, gasoline, and other flammable liquids and vapors.

To assure proper functioning of the unit, flow of condenser air must not be obstructed from reaching the unit. Clearance of at least 48 in. is required from top of unit and on sides except the power entry side (42 in. clearance) and the duct side (12 in. minimum clearance).

### MAINTENANCE AND CARE FOR THE EQUIPMENT OWNER

Before proceeding with those things you might want to maintain yourself, please carefully consider the following:

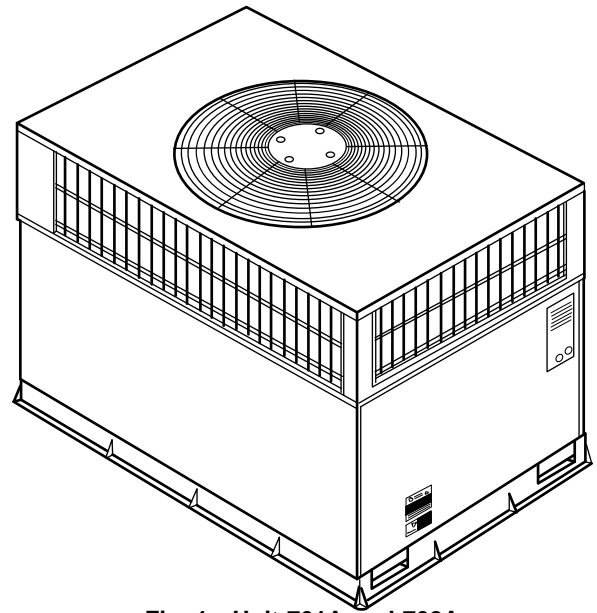



Fig. 1—Unit 701A and 702A

 **WARNING:**

1. TURN OFF ELECTRICAL POWER TO YOUR UNIT BEFORE SERVICING OR PERFORMING MAINTENANCE.
2. When removing access panels or performing maintenance functions inside your unit, be aware of sharp sheet metal parts and screws. Although special care is taken to reduce sharp edges to a minimum, be extremely careful when handling parts or reaching into the unit.

#### A. Air Filters

Air filter(s) should be checked at least every 3 or 4 weeks and changed or cleaned whenever it becomes dirty. Dirty filters produce excessive stress on the blower motor and can cause the motor to overheat and shut down. Table 1 indicates the correct filter size for your unit. Refer to Fig. 2 to access the filter(s).

To replace or inspect filter(s) (or accessory filter rack when supplied):

1. Remove the filter access panel using a 5/16-in. nut driver.
2. Remove the filter(s) by pulling the filter(s) out of the unit.  
If the filter(s) is dirty, clean or replace with new one.

When installing the new filter(s), note the direction of the airflow arrows on the filter frame.

If you have difficulty in locating your air filter(s), or if you have questions concerning proper filter maintenance, contact your dealer for instructions. When replacing filters, always use the same size and type of filter that was supplied originally by the installer.

**TABLE 1 — INDOOR-AIR FILTER DATA**

UNIT SIZE	FILTER SIZE
701A018-030	20x20
701A036-042	20x24
701A048-060	24x30
702A024-030	20x20
702A036	20x24
702A042-060	24x30

**WARNING:** Never operate your unit without filters in place. Failure to heed this warning may result in damage to the blower motor and/or compressor. An accumulation of dust and lint on internal parts of your unit can cause loss of efficiency and, in some cases, fire.

**B. Fans and Fan Motor**

Periodically check the condition of fan wheels and housings and fan-motor shaft bearings. No lubrication of condenser- or evaporator-fan bearings or motors is required or recommended.

**C. Evaporator and Condenser Coils**

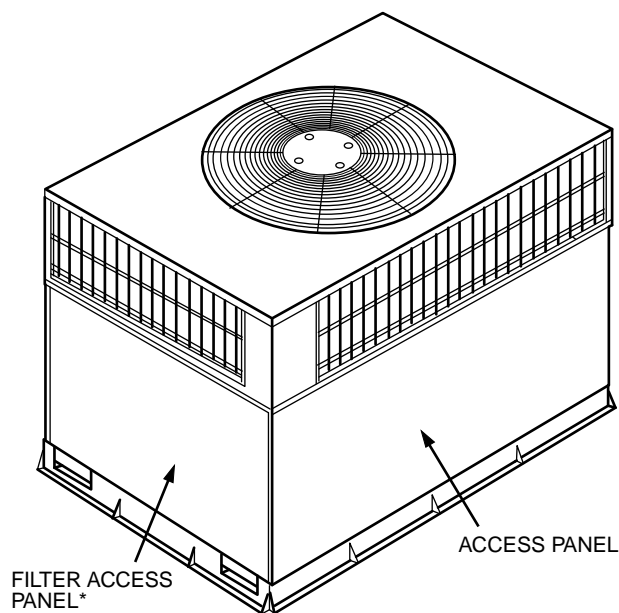
Cleaning of the coils should only be done by qualified service personnel. Contact your dealer for the required annual maintenance.

**D. Condensate Drain**

The drain pan and condensate drain line should be checked and cleaned at the same time the cooling coils are checked by your dealer.

**E. Compressor**

All compressors are factory-shipped with a normal charge of the correct type refrigeration grade oil in them and should rarely require additional oil.



\*For accessory filter rack.

**Fig. 2—Filter Access Panel—Vertical Supply Shown**

**F. Condenser Fan**

**WARNING:** Do not poke sticks, screwdrivers, or any other object into revolving fan blades. Severe bodily injury may result.

The fan must be kept free of all obstructions to ensure proper cooling. Contact your dealer for any required service.

**G. Electrical Controls and Wiring**

Electrical controls are difficult to check without proper instrumentations; therefore, if there are any discrepancies in the operating cycle, contact your dealer and request service.

**H. Refrigerant Circuit**

The refrigerant circuit is difficult to check for leaks without the proper equipment; therefore, if inadequate cooling is suspected, contact your local dealer for service.

**WARNING:** System under pressure. Relieve pressure and recover all refrigerant before system repair or final unit disposal to avoid personal injury or death. Use all service ports and open all flow-control devices, including solenoid valves.

**I. Unit Panels**

After performing any maintenance or service on the unit, be sure all panels are fastened securely in place to prevent rain from entering unit cabinet and to prevent disruption of the correct unit airflow pattern.

**REGULAR DEALER MAINTENANCE**

In addition to the type of routine maintenance you might be willing to perform, your unit should be inspected regularly by a properly trained service technician. An inspection (preferably each year, but at least every other year) should include the following:

1. Inspection and, if required, cleaning of the condenser and evaporator coils.
2. Inspection and, if required, cleaning of the evaporator drain pan.
3. Inspection and cleaning of blower wheel housing and motor.
4. Inspection of all supply-air and return-air ducts for leaks, obstructions, and insulation integrity. Any problems found should be resolved at this time.
5. Inspection of the unit base to ensure that no cracks, gaps, etc., exist which may cause a hazardous condition.
6. Inspection of the unit casing for signs of deterioration.
7. Inspection of all electrical wiring and components to assure proper connection.
8. Inspection for leaks in the refrigerant circuit. Pressure-check to determine appropriate refrigerant charge.
9. Inspection of compressor oil level by service person to ensure proper oil level is maintained in the compressor when it is installed and running.
10. Operational check of the unit to determine working conditions. Repair or adjustment should be made at this time.

Your servicing dealer may offer an economical service contract that covers seasonal inspections. Ask for further details.

Complete service instructions can be found in the unit Installation, Start-Up and Service Instructions.

**WARRANTY CERTIFICATES**

Unit 701A and 702A have limited warranties. Certificates are located at the back of this book. Be sure to read the warranty carefully to determine the coverage for your unit.

**BEFORE YOU CALL FOR SERVICE, CHECK FOR SEVERAL EASILY-SOLVED PROBLEMS**

If insufficient heating or cooling is suspected:

( ) Check for sufficient airflow. Check the air filter for dirt. Check for blocked return-air or supply-air grilles. Be sure they are open and unobstructed. If these checks do not reveal the cause, call your servicing dealer.

If your unit is not operating at all, check the following list for easy solutions:

( ) Check to be sure that your thermostat temperature selector is set below the indoor temperature during the cooling season. Be sure the system switch is in the COOL position and not in the OFF position.

( ) If your unit still fails to operate, call your servicing dealer for troubleshooting and repairs. Specify the model and serial numbers of your unit. (Record them in this manual in the space provided.) If the dealer knows exactly which unit you have, he may be able to offer suggestions over the phone, or save valuable time through knowledgeable preparation for the service call.

**IN CASE OF TROUBLE**

If after performing the above and unit performance is still unsatisfactory, shut off the unit and call your dealer.

Dealer's Name.....

Telephone .....

Unit Model .....

Unit Serial Number .....

WARRANTY — 701A



Bryant Heating & Cooling Systems

**FOR SERVICE OR REPAIR, FOLLOW THESE STEPS IN ORDER:**

- FIRST:** Contact the installer. You may find his name on the product or in your Homeowner's Packet. If his name is not known, then:
- SECOND:** Contact the nearest BRYANT distributor. (See telephone yellow pages.)
- THIRD:** Contact:
  - Bryant Heating & Cooling Systems
  - Consumer Relations Department
  - P.O. Box 4952
  - Syracuse, New York 13221
  - Phone: 1-800-428-4326

Unit Model No. \_\_\_\_\_ Unit Serial No. \_\_\_\_\_  
 Date of Installation \_\_\_\_\_ Installed by \_\_\_\_\_  
 Name of Owner \_\_\_\_\_ Address of Installation \_\_\_\_\_

**Outdoor Cooling, Heating-Cooling, or Heating Product**

(Units Smaller Than 185,000-Btuh Cooling Capacity)

**Limited Warranty**

**LIMITED ONE-YEAR WARRANTY**—This Bryant Heating & Cooling Systems (herein after referred to as 'Bryant') product is warranted to be free from defects in material and workmanship under normal use and maintenance for a period of one year from the date of original installation whether or not actual use begins on that date. A new or remanufactured part, at Bryant's sole option, to replace any defective part will be provided, within a reasonable time after return of the defective part, without charge for the part itself; PROVIDED the defective part is returned to our distributor through a qualified servicing dealer. The replacement part assumes the unused portion of the warranty.

**THIS WARRANTY DOES NOT INCLUDE LABOR OR OTHER COSTS** incurred for diagnosing, repairing, removing, installing, shipping, servicing, or handling of either defective parts or replacement parts or complete unit. Such costs may be covered by a separate warranty provided by the installer.

**LIMITED EXTENDED 4-YEAR WARRANTY ON COMPRESSOR ONLY**—During the second through fifth years after the date of original installation, Bryant further warrants the compressor against defects in material or workmanship under normal use and maintenance. A new or remanufactured compressor, at Bryant's sole option, will be provided under the same conditions as stated in the ONE-YEAR WARRANTY.

**THIS EXTENDED WARRANTY DOES NOT INCLUDE LABOR OR OTHER COSTS** incurred for diagnosing, repairing, removing, installing, shipping, servicing, or handling of either defective parts or replacement parts.

THESE WARRANTIES APPLY ONLY TO PRODUCTS IN THEIR ORIGINAL INSTALLATION LOCATION AND BECOME VOID UPON REINSTALLATION.

**LIMITATIONS OF WARRANTIES**—ALL IMPLIED WARRANTIES (INCLUDING IMPLIED WARRANTIES OF FITNESS AND MERCHANTABILITY) ARE HEREBY LIMITED IN DURATION TO THE PERIOD FOR WHICH THE LIMITED 1-YEAR WARRANTY IS GIVEN.

SOME STATES DO NOT ALLOW LIMITATIONS ON HOW LONG AN IMPLIED WARRANTY LASTS, SO THE ABOVE MAY NOT APPLY TO YOU. THE EXPRESSED WARRANTIES MADE IN THIS WARRANTY ARE EXCLUSIVE AND MAY NOT BE ALTERED, ENLARGED, OR CHANGED BY ANY DISTRIBUTOR, DEALER, OR OTHER PERSON WHATSOEVER.

ALL WORK UNDER THE TERMS OF THIS WARRANTY SHALL BE PERFORMED DURING NORMAL WORKING HOURS. ALL REPLACEMENT PARTS, WHETHER NEW OR REMANUFACTURED, ASSUME AS THEIR WARRANTY PERIOD ONLY THE REMAINING TIME PERIOD OF THIS WARRANTY.

**BRYANT WILL NOT BE RESPONSIBLE FOR:**

1. Normal maintenance as outlined in the installation and servicing instructions or owner's manual including coil cleaning, filter cleaning and/or replacement and lubrication.
2. Damage or repairs required as a consequence of faulty installation, misapplication, abuse, improper servicing, unauthorized alteration, or improper operation.
3. Failure to start due to voltage conditions, blown fuses, open circuit breakers, or other damages due to the inadequacy or interruption of electrical service.
4. Damage as a result of floods, winds, fires, lightning, accidents, corrosive environments, or other conditions beyond the control of Bryant.
5. Parts not supplied or designated by Bryant, or damages resulting from their use.
6. Bryant products installed outside the continental U.S.A., Alaska, Hawaii, and Canada.
7. Electricity or fuel costs or increases in electricity or fuel costs from any reason whatsoever including additional or unusual use of supplemental electric heat.
8. ANY SPECIAL INDIRECT OR CONSEQUENTIAL PROPERTY OR COMMERCIAL DAMAGE OF ANY NATURE WHATSOEVER. Some states do not allow the exclusion of incidental or consequential damages, so the above limitation may not apply to you.

**This warranty gives you specific legal rights, and you may also have other rights which vary from state to state.**

WARRANTY — 702A



Bryant Heating & Cooling Systems

**FOR SERVICE OR REPAIR, FOLLOW THESE STEPS IN ORDER:**

- FIRST:** Contact the installer. You may find his name on the product or in your Homeowner's Packet. If his name is not known, then:
- SECOND:** Contact the nearest BRYANT distributor. (See telephone yellow pages.)
- THIRD:** Contact:
  - Bryant Heating and Cooling Systems
  - Consumer Relations Department
  - P.O. Box 4952
  - Syracuse, New York 13221
  - Phone: 1-800-428-4326

Unit Model No. \_\_\_\_\_ Unit Serial No. \_\_\_\_\_  
 Date of Installation \_\_\_\_\_ Installed by \_\_\_\_\_  
 Name of Owner \_\_\_\_\_ Address of Installation \_\_\_\_\_

**Outdoor Cooling, Heating-Cooling, or Heating Product**

(Units Smaller Than 185,000-Btuh Cooling Capacity)

**Limited Warranty**

**LIMITED ONE-YEAR WARRANTY**—This Bryant Heating & Cooling Systems (herein after referred to as 'Bryant') product is warranted to be free from defects in material and workmanship under normal use and maintenance for a period of one year from the date of original installation whether or not actual use begins on that date. A new or remanufactured part, at Bryant's sole option, to replace any defective part will be provided, within a reasonable time after return of the defective part, without charge for the part itself; PROVIDED the defective part is returned to our distributor through a qualified servicing dealer. The replacement part assumes the unused portion of the warranty.

**THIS WARRANTY DOES NOT INCLUDE LABOR OR OTHER COSTS** incurred for diagnosing, repairing, removing, installing, shipping, servicing, or handling of either defective parts or replacement parts or complete unit. Such costs may be covered by a separate warranty provided by the installer.

**LIMITED EXTENDED 9-YEAR WARRANTY ON COMPRESSOR ONLY**—During the second through tenth years after the date of original installation, Bryant further warrants the compressor against defects in material or workmanship under normal use and maintenance. A new or remanufactured compressor, at Bryant's sole option, will be provided under the same conditions as stated in the ONE-YEAR WARRANTY.

**THIS EXTENDED WARRANTY DOES NOT INCLUDE LABOR OR OTHER COSTS** incurred for diagnosing, repairing, removing, installing, shipping, servicing, or handling of either defective parts or replacement parts.

THESE WARRANTIES APPLY ONLY TO PRODUCTS IN THEIR ORIGINAL INSTALLATION LOCATION AND BECOME VOID UPON REINSTALLATION.

**LIMITATIONS OF WARRANTIES**—ALL IMPLIED WARRANTIES (INCLUDING IMPLIED WARRANTIES OF FITNESS AND MERCHANTABILITY) ARE HEREBY LIMITED IN DURATION TO THE PERIOD FOR WHICH THE LIMITED 1-YEAR WARRANTY IS GIVEN.

SOME STATES DO NOT ALLOW LIMITATIONS ON HOW LONG AN IMPLIED WARRANTY LASTS, SO THE ABOVE MAY NOT APPLY TO YOU. THE EXPRESSED WARRANTIES MADE IN THIS WARRANTY ARE EXCLUSIVE AND MAY NOT BE ALTERED, ENLARGED, OR CHANGED BY ANY DISTRIBUTOR, DEALER, OR OTHER PERSON WHATSOEVER.

ALL WORK UNDER THE TERMS OF THIS WARRANTY SHALL BE PERFORMED DURING NORMAL WORKING HOURS. ALL REPLACEMENT PARTS, WHETHER NEW OR REMANUFACTURED, ASSUME AS THEIR WARRANTY PERIOD ONLY THE REMAINING TIME PERIOD OF THIS WARRANTY.

**BRYANT WILL NOT BE RESPONSIBLE FOR:**

1. Normal maintenance as outlined in the installation and servicing instructions or owner's manual including coil cleaning, filter cleaning and/or replacement and lubrication.
2. Damage or repairs required as a consequence of faulty installation, misapplication, abuse, improper servicing, unauthorized alteration, or improper operation.
3. Failure to start due to voltage conditions, blown fuses, open circuit breakers, or other damages due to the inadequacy or interruption of electrical service.
4. Damage as a result of floods, winds, fires, lightning, accidents, corrosive environments, or other conditions beyond the control of Bryant.
5. Parts not supplied or designated by Bryant, or damages resulting from their use.
6. Bryant products installed outside the continental U.S.A., Alaska, Hawaii, and Canada.
7. Electricity or fuel costs or increases in electricity or fuel costs from any reason whatsoever including additional or unusual use of supplemental electric heat.
8. ANY SPECIAL INDIRECT OR CONSEQUENTIAL PROPERTY OR COMMERCIAL DAMAGE OF ANY NATURE WHATSOEVER. Some states do not allow the exclusion of incidental or consequential damages, so the above limitation may not apply to you.

**This warranty gives you specific legal rights, and you may also have other rights which vary from state to state.**



# IMPORTANT! Bryant IMPORTANT!

## Please Fill Out And Return Within The Next 10 Days.

1.  Mr.    2.  Mrs.    3.  Ms.    4.  Miss

Initial \_\_\_\_\_ Last Name \_\_\_\_\_

Street \_\_\_\_\_ Apt. No. \_\_\_\_\_

City \_\_\_\_\_ State \_\_\_\_\_ ZIP Code \_\_\_\_\_

6.  Energy efficiency  
7.  Location of dealer  
8.  Dealer's installation policy  
9.  Friend's/relative's recommendation  
10.  Contractor's/dealer's recommendation  
11.  Other \_\_\_\_\_

11. Date of birth of person whose name appears above: \_\_\_\_\_ Month \_\_\_\_\_ Year \_\_\_\_\_

12. Excluding yourself, what is the SEX and AGE (in years) of children and other adults living in your household?  
1.  No one else in household  
Male Female Age  
1.  2.  \_\_\_\_\_ years 1.  2.  \_\_\_\_\_ years  
1.  2.  \_\_\_\_\_ years 1.  2.  \_\_\_\_\_ years

13. Marital Status: 3.  Widowed  
1.  Married 4.  Never Married (Single)  
2.  Divorced/Separated

14. Occupation: You Spouse  
Homemaker . . . . . 1.  
Professional/Technical . . . . . 2.  
Upper Management/Executive . . . . . 3.  
Middle Management . . . . . 4.  
Sales/Marketing . . . . . 5.  
Clerical or Service Worker . . . . . 6.  
Tradesman/Machine Oper./Laborer . . . . . 7.  
Retired . . . . . 8.  
Student . . . . . 9.  
Self Employed/Business Owner . . . . . 10.

15. Which group describes your annual family income?  
1.  Under \$15,000 7.  \$40,000-\$44,999  
2.  \$15,000-\$19,999 8.  \$45,000-\$49,999  
3.  \$20,000-\$24,999 9.  \$50,000-\$59,999  
4.  \$25,000-\$29,999 10.  \$60,000-\$74,999  
5.  \$30,000-\$34,999 11.  \$75,000-\$99,999  
6.  \$35,000-\$39,999 12.  \$100,000 & over

16. Education: (please check those which apply) You Spouse  
Some High School or Less . . . . . 1.  
Completed High School . . . . . 2.  
Vocational/Technical School . . . . . 3.  
Some College . . . . . 4.  
Completed College . . . . . 5.  
Some Graduate School . . . . . 6.  
Completed Graduate School . . . . . 7.

17. Which credit cards do you use regularly?  
1.  American Express, Diners Club  
2.  MasterCard, Visa, Discover  
3.  Department Store, Oil Company, etc.  
4.  Do not use credit cards

18. For your primary residence, do you:  
1.  Own a House?  
2.  Own a Townhouse or Condominium?  
3.  Rent a House?  
4.  Rent an Apartment, Townhouse or Condominium?

7. When did you acquire your product?  
1.  Upon purchase of a new dwelling.  
2.  To replace an older system of the same brand.  
3.  To replace an older system of another brand.  
4.  Within a year after purchasing a dwelling with no central air.  
5.  2-4 years after buying a dwelling with no central air system.  
6.  Over 4 years after buying a dwelling with no central air system.

8. If you replaced an older system, approximately how old was that system?  
1.  Don't know  
2.  1-5 years  
3.  6-8 years  
4.  9-11 years  
5.  12-14 years  
6.  15-17 years  
7.  18-20 years  
8.  21-24 years  
9.  Over 24 years

9. If this is a replacement, what brand did you previously own?  
1.  Anmana  
2.  Bryant  
3.  Carrier  
4.  Day & Night  
5.  Heil  
6.  Janitrol  
7.  Lennox  
8.  Payne  
9.  Rheem  
10.  Ruud  
11.  Synder  
12.  Tempstar  
13.  Trane  
14.  York  
15.  Other \_\_\_\_\_

10. What factors most influenced your selection of this product? (Check a maximum of two.)  
1.  Brand reputation  
2.  Dealer reputation  
3.  Previous experience with products of this brand  
4.  Previous experience with this dealer  
5.  Price

10. To help us understand our customers' lifestyles, please indicate the interests and activities in which you or your spouse enjoy participating on a regular basis:

01.  Bicycling Frequently    18.  Crafts  
02.  Golf    19.  Automotive Work  
03.  Physical Fitness/Exercise    20.  Electronics  
04.  Running/Jogging    21.  Home Workshop/Do It Yourself  
05.  Show Skiing Frequently    22.  Recreational Vehicles  
06.  Tennis Frequently    23.  Stereo, Records/Tapes/CDs  
07.  Camping/Hiking    24.  Buy Pre-Recorded Videos  
08.  Fishing Frequently    25.  Avid Book Reading  
09.  Hunting/Shooting    26.  Bible/Devotional Reading  
10.  Power Boating    27.  Health/Natural Foods  
11.  Sailing    28.  Photography  
12.  House Plants    29.  Home Furnishing/Decorating  
13.  Grandchildren    30.  Attending Cultural/Arts Events  
14.  Needlework/Knitting    31.  Fashion Clothing  
15.  Vegetable Gardening    32.  Fine Art/Antiques  
16.  Flower Gardening    33.  Foreign Travel  
17.  Sewing    34.  Travel in the USA

31. Using the numbers in the above list, please indicate the 3 most important activities for: You \_\_\_\_\_ Spouse \_\_\_\_\_

32. Please check all that apply to your household:  
1.  Regularly Purchase Items    4.  Support Health Charities  
2.  Through the Mail    5.  Subscribe to Cable TV  
3.  Member of Frequent Flyer Program    6.  Have a Microwave Oven  
7.  Have a CD Player    8.  Have a VCR  
9.  Use a Personal Computer  
10.  Have a Dog  
11.  Have a Cat

Thanks for taking the time to fill out this questionnaire. Your answers will be used for market research studies and reports — and will help us better serve you in the future. We will also allow you to receive important mailings and special offers from a number of fine companies whose products and services relate directly to the specific interests, hobbies, and other information indicated above. Through this selective program, you will be able to obtain more information about activities in which you are involved and less about those in which you are not. Please check here if, for some reason, you would prefer not to participate in this program.

If you have comments or suggestions about our product please write to:  
Bryant Heating & Cooling  
Consumer Relations Department  
P.O. Box 4952  
Syracuse, NY 13221  
or call 1-800-428-4326


Fold Along This Line First

Fold Along This Line Last

**Please send products and other correspondence to:**

Bryant Heating & Cooling  
Consumer Relations Department  
P.O. Box 4952  
Syracuse, NY 13221

PLACE  
FIRST-CLASS  
STAMP  
HERE



**P.O. BOX 173246  
DENVER, CO 80217-3246**

Tape Here

