


Parts Catalog

EK

EM

GENERATOR SET



Printed in U.S.A.

928-0220 (Spec A-C 30/35 kW EK 50/60 Hz) 9-93
(Spec C-V 25/30 kW EK 50/60 Hz)
(Spec M-V 37.5 kW EM 50 Hz)
(Spec C-V 45.0 kW EM 60 Hz)

Replaces Spec C-T 25/30 kW EK 50/60 Hz 12-91
Spec A 30/35 kW EK 50/60 Hz
Spec C-T EM

PURPOSE

This supplement adds replacement part numbers for **30EK Spec D, 37.5EM Spec W and 45EM Spec W** generator sets.

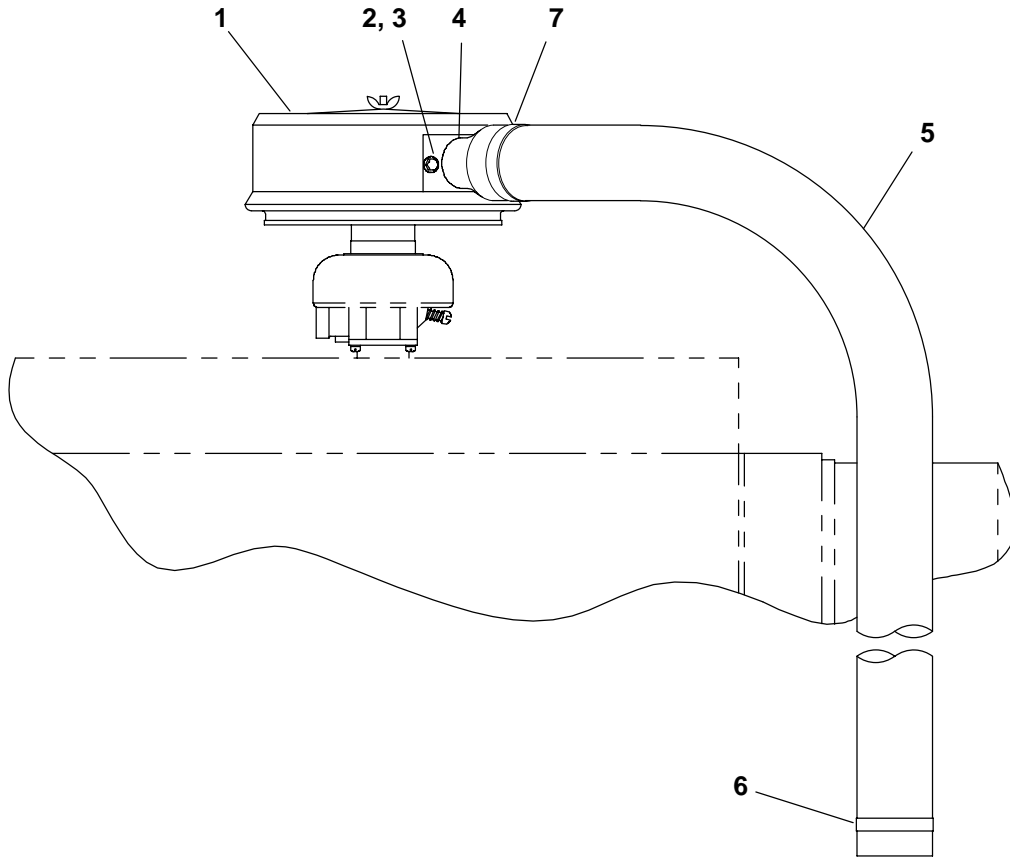
SUPPLEMENT USE

The following pages have been updated to cover the latest Spec changes. Insert this supplement behind the front cover of your manual. Refer to the corresponding pages of your manual and write “IMPORTANT: REFER TO SUPPLEMENT”. Certain Models may not incorporate all of the revised pages.

| | |
|-------------|---|
| Cover | Shows New Specs |
| Page 1 | Air Cleaner |
| Pages 4–7 | Engine Accessory Parts |
| Pages 13–27 | Fuel System, Gasoline Fuel System, Natural Gas Fuel System, LP Vapor Fuel System, LPG Liquid Dual Fuel System, Natural Gas/LPG Vapor Auto Conversion Dual Fuel System, Natural Gas/LP Liquid Auto Conversion Carburetor Assembly for Natural Gas/LPG Vapor Auto Conversion Carburetor Assembly for Natural Gas/LP Liquid Auto Conversion Gas Converter Assembly |
| Pages 10–11 | Governor |
| Pages 34–35 | Radiator |
| Pages 61–62 | Muffler |
| Pages 63–65 | Wiring Harness, Engine to Control |
| Page 49 | Coolant Heater |
| Page 76 | Control Heater |
| Page 48 | Low Coolant Level Switch |
| New Page | Alarm Boards |
| New Page | Audible Alarm |
| New Page | Over/Under Voltage |

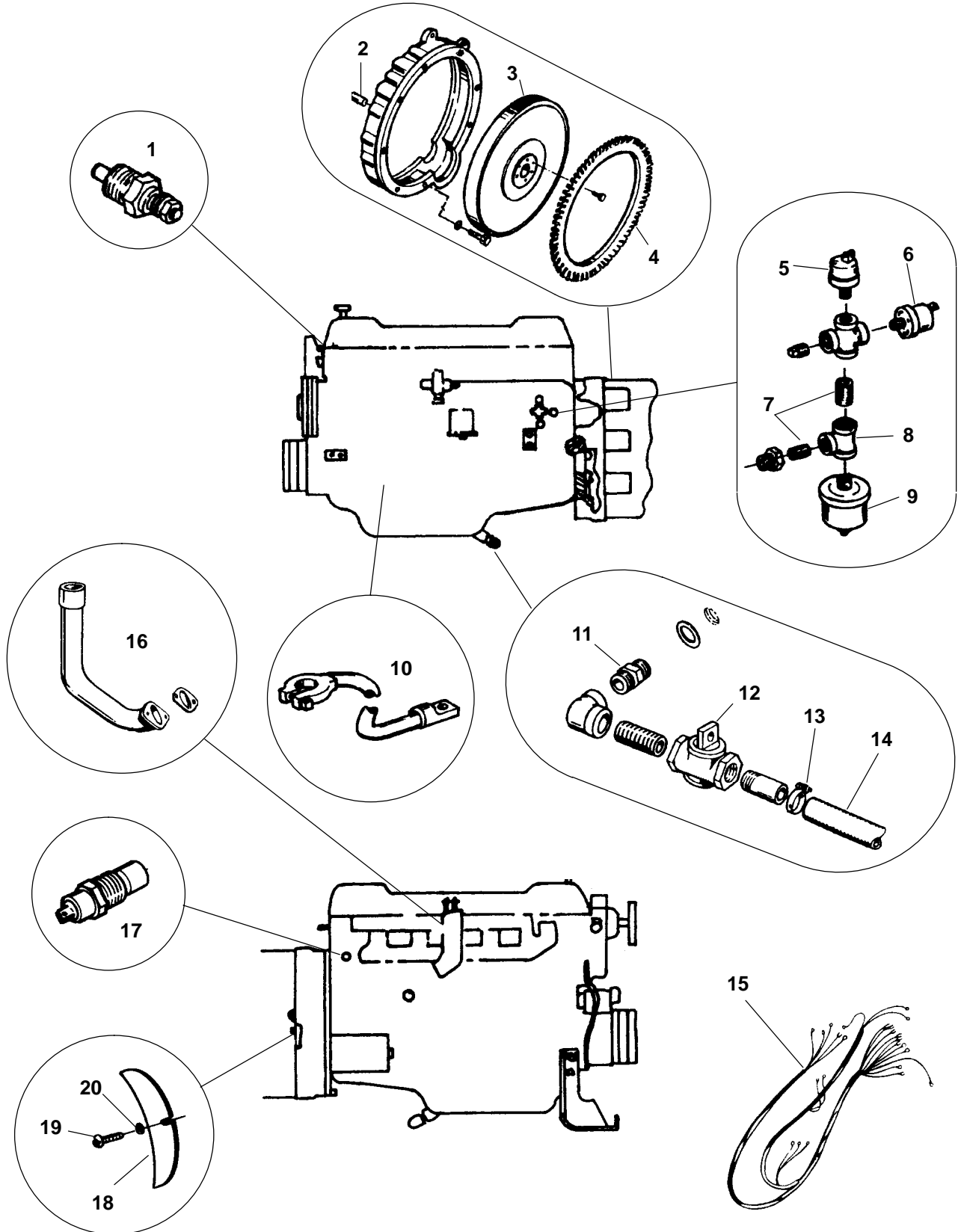
Please keep this supplement with Parts Catalog 928–0220.

Air Cleaner



| REF NO. | PART NO. | QTY USED | PART DESCRIPTION | REF NO. | PART NO. | QTY USED | PART DESCRIPTION |
|---------|-------------|----------|-----------------------|---------|----------|----------|------------------|
| 1 | 140-3058-02 | 1 | Cleaner, Air | 5 | 501-0596 | 1 | Hose, Air |
| 2 | 821-0008 | 2 | Screw, Lock (1/4"-20) | 6 | 503-1816 | 1 | Clamp |
| 3 | 870-0212 | 2 | Nut, Lock (1/4"-20) | 7 | 503-0354 | 1 | Clamp, Hose |
| 4 | 140-2664 | 1 | Inlet, Air Cleaner | | | | |

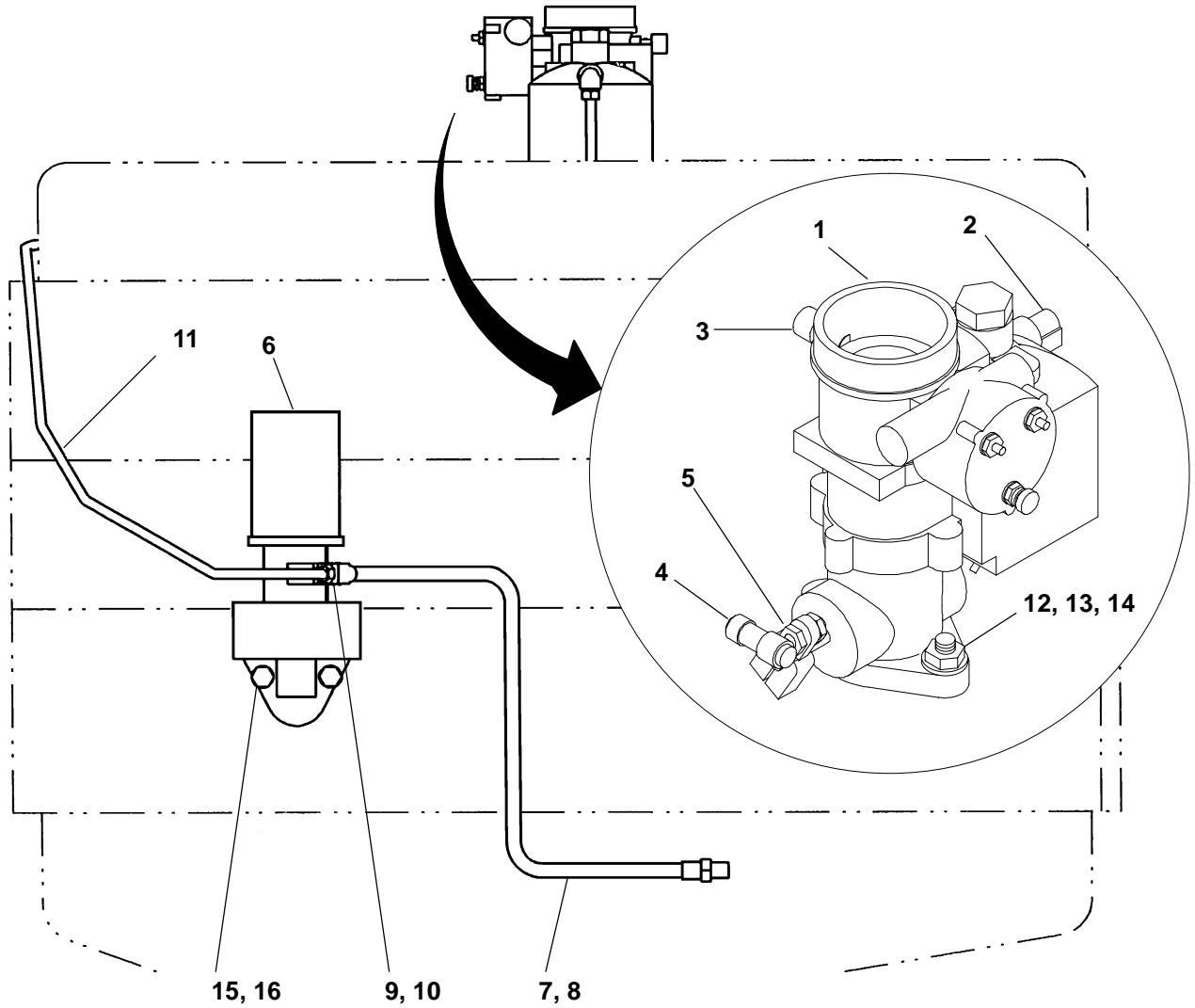
Engine Accessory Parts



Engine Accessory Parts

| REF NO. | PART NO. | QTY USED | PART DESCRIPTION | REF NO. | PART NO. | QTY USED | PART DESCRIPTION |
|---------|-------------|----------|--|---------|----------|----------|---|
| 1 | 193-0318 | 1 | Sender, Water Temperature (E2) | 11 | 102-1463 | 1 | Adapter, Pipe – Hex |
| | 505-0060 | 1 | Tee, Pipe | 12 | 504-0176 | 1 | Valve, Shut-off (3/8 NPT) |
| | 505-0101 | 1 | Nipple, Close (3/8") | 13 | 503-0131 | 1 | Clamp, Hose |
| | 502-0943 | 1 | Connector, Hose | 14 | 503-1657 | 1 | Hose, Rubber |
| 2 | 516-0167 | 1 | Pin, Alignment | 15 | 166-0727 | 1 | Harness, Wiring |
| 3 | 104-0719 | 1 | Flywheel (Includes Ring Gear) | 16 | 155-1993 | 1 | Tube, Exhaust |
| 4 | 104-0723 | 1 | Gear, Ring | | 800-0315 | 2 | Screw, Hex Head Cap (7/16-14 x 1-3/4") |
| 5 | 309-0561-01 | 1 | Switch, Oil Pressure – Pre-Alarm (Normally Closed) | | 526-0356 | 2 | Washer, Flat (7/16") |
| | | | | | 850-0055 | 2 | Washer, Lock (7/16") |
| 6 | 309-0561-05 | 1 | Switch, Oil Pressure (Shut-down) | 17 | 309-0312 | 1 | Switch, Thermostatic – Water S7 (Pre-Alarm) |
| 7 | 505-0098 | 2 | Nipple, Pipe – Close | 18 | 191-0773 | 1 | Cover, Starter |
| 8 | 505-0059 | 1 | Tee, Pipe (1/8 NPT) | 19 | 812-0077 | 1 | Screw, Machine Round Head (#8-32 x 3/8") |
| 9 | 193-0448 | 1 | Sender, Oil Pressure (E1) | 20 | 850-0025 | 1 | Washer, Lock Spring (#8) |
| 10 | | | Cable, Battery | | | | |
| | 416-1018 | 1 | Positive (30-1/2") | | | | |
| | 416-0613 | 1 | Negative (10") | | | | |

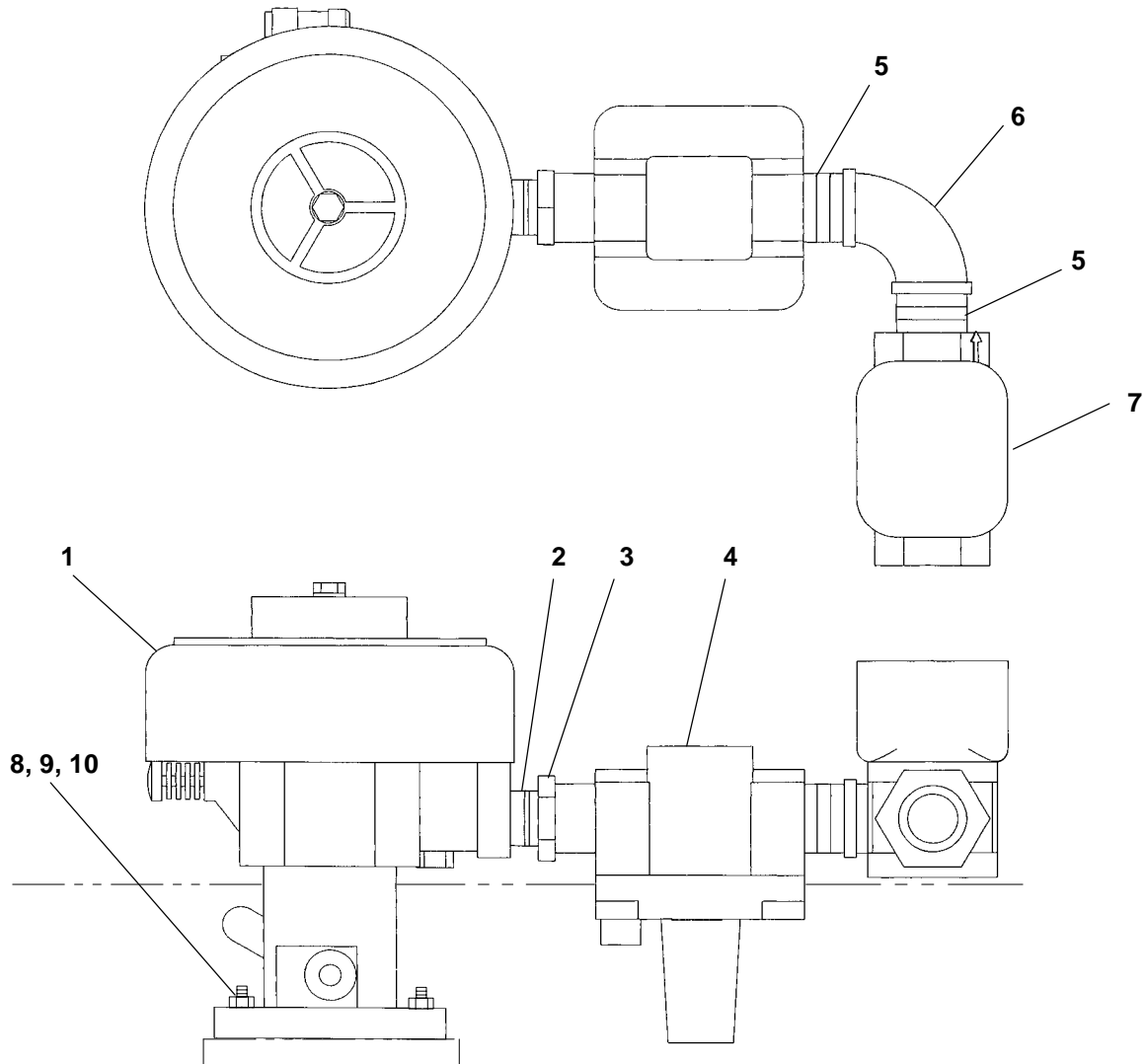
Gasoline Fuel System



C162

| REF NO. | PART NO. | QTY USED | PART DESCRIPTION | REF NO. | PART NO. | QTY USED | PART DESCRIPTION |
|---------|----------|----------|-----------------------|---------|----------|----------|--|
| 1 | 146-0706 | 1 | Carburetor | 10 | 502-0002 | 1 | Elbow, Invt. Male |
| 2 | 502-0002 | 1 | Elbow, Invt. Male | 11 | 149-1052 | 1 | Line, Fuel |
| 3 | 141-0372 | 1 | Knob, Choke Shaft | 12 | 141-0971 | 1 | Gasket, Carburetor |
| 4 | 150-0638 | 1 | Joint, Ball | 13 | 854-0020 | 2 | Washer, Lock (3/8") |
| 5 | 868-0001 | 1 | Nut, Hex Jam(1/4"-28) | 14 | 867-0031 | 2 | Nut, Hex (3/8"-24) |
| 6 | 149-2304 | 1 | Pump, Fuel | 15 | 850-0045 | 2 | Washer, Lock (5/16") |
| 7 | 501-0134 | 1 | Line, Flex Fuel | 16 | 800-0030 | 2 | Screw, Hex Head Cap (5/16-18 x 1-1/4") |
| 8 | 503-0865 | 1 | Clamp, Hose | | | | |
| 9 | 502-0354 | 1 | Adapter, Fuel Line | | | | |

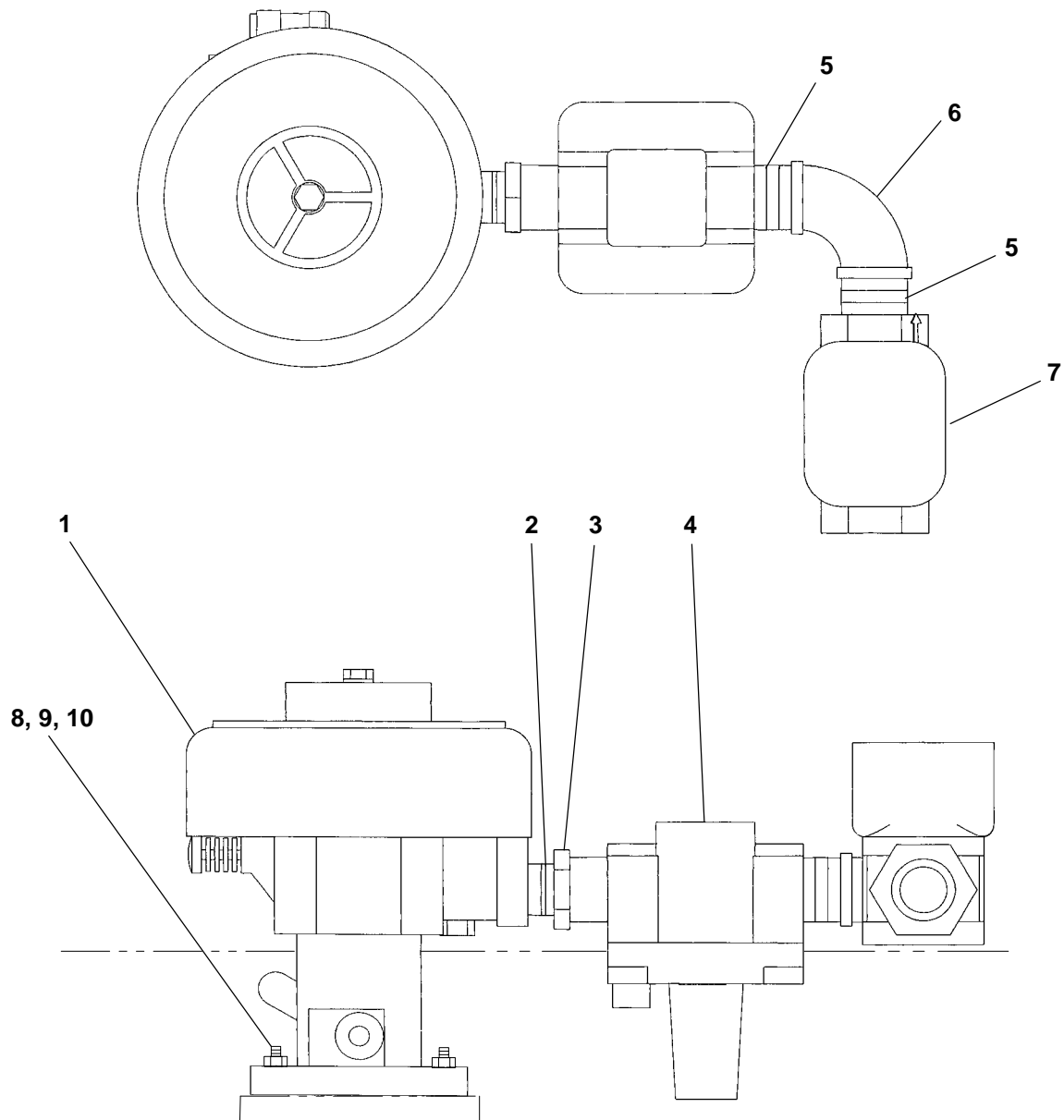
Fuel System Natural Gas



C099

| REF NO. | PART NO. | QTY USED | PART DESCRIPTION | REF NO. | PART NO. | QTY USED | PART DESCRIPTION |
|---------|----------|----------|------------------------|---------|-------------|----------|------------------------|
| 1 | 148-1066 | | Carburetor | 5 | 505-0102 | 2 | Nipple, Pipe |
| | 150-0638 | 1 | Joint, Ball | 6 | 505-0132 | 1 | Elbow, Pipe |
| | 850-0040 | 1 | Washer, Lock (1/4") | 7 | 307-0312-01 | 1 | Valve, Solenoid (12V) |
| | 868-0001 | 1 | Nut, Hex Jam (1/4"-28) | 8 | 141-0971 | 1 | Gasket, Carburetor |
| 2 | 505-0100 | 1 | Nipple, Pipe | 9 | 854-0020 | 2 | Washer, ET Lock (3/8") |
| 3 | 505-0021 | 1 | Bushing, Reducer | 10 | 867-0031 | 2 | Nut, Hex (3/8"-24) |
| 4 | 148-0597 | 1 | Regulator, Natural Gas | | | | |

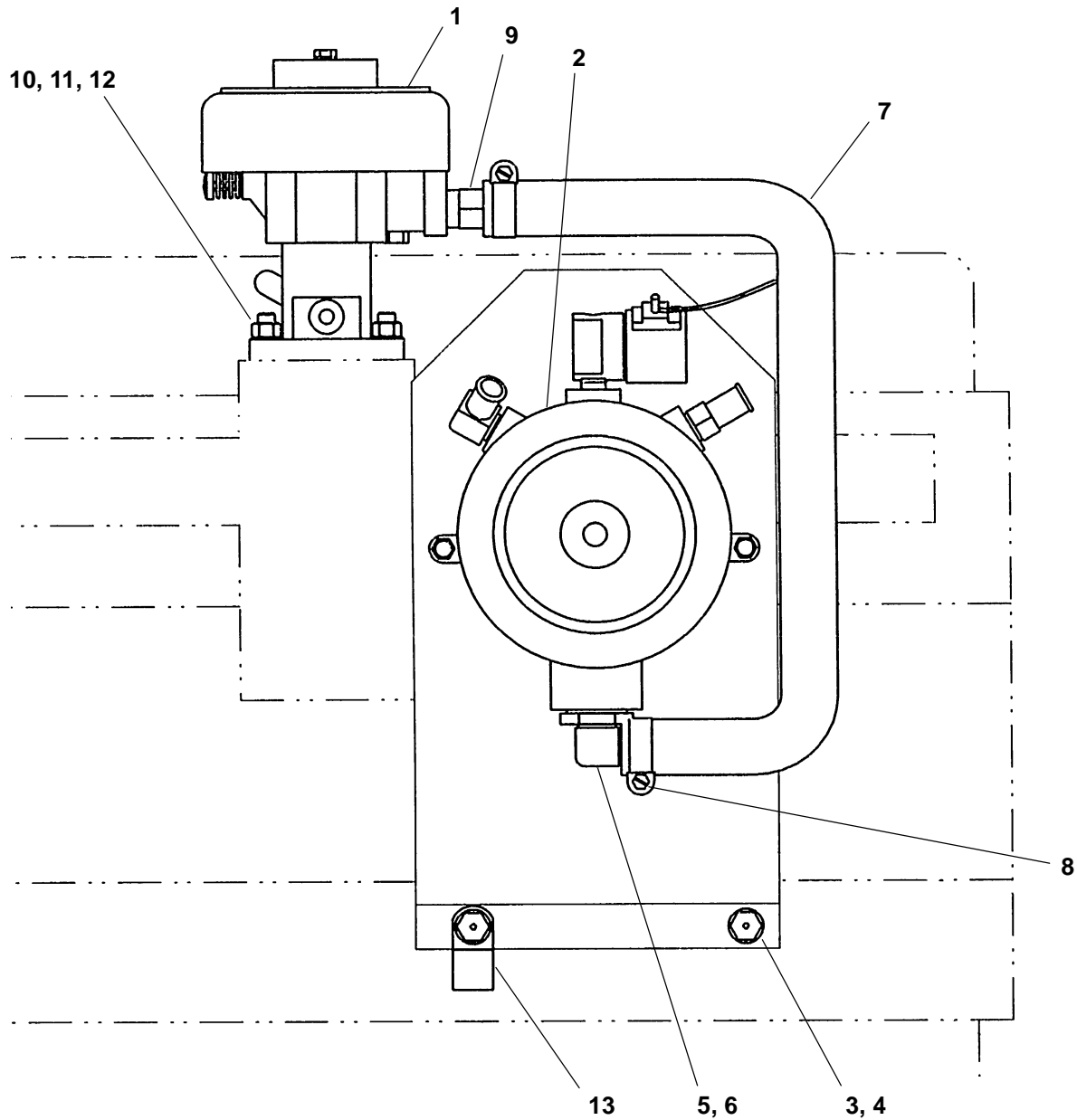
Fuel System LP Vapor



C099

| REF NO. | PART NO. | QTY USED | PART DESCRIPTION | REF NO. | PART NO. | QTY USED | PART DESCRIPTION |
|---------|----------|----------|------------------------|---------|-------------|----------|------------------------|
| 1 | 148-1066 | | Carburetor | 5 | 505-0102 | 2 | Nipple, Pipe |
| | 150-0638 | 1 | Joint, Ball | 6 | 505-0132 | 1 | Elbow, Pipe |
| | 850-0040 | 1 | Washer, Lock (1/4") | 7 | 307-0312-01 | 1 | Valve, Solenoid (12V) |
| | 868-0001 | 1 | Nut, Hex Jam (1/4"-28) | 8 | 141-0971 | 1 | Gasket, Carburetor |
| 2 | 505-0100 | 1 | Nipple, Pipe | 9 | 854-0020 | 2 | Washer, ET Lock (3/8") |
| 3 | 505-0021 | 1 | Bushing, Reducer | 10 | 867-0031 | 2 | Nut, Hex (3/8"-24) |
| 4 | 148-0637 | 1 | Regulator, LP Vapor | | | | |

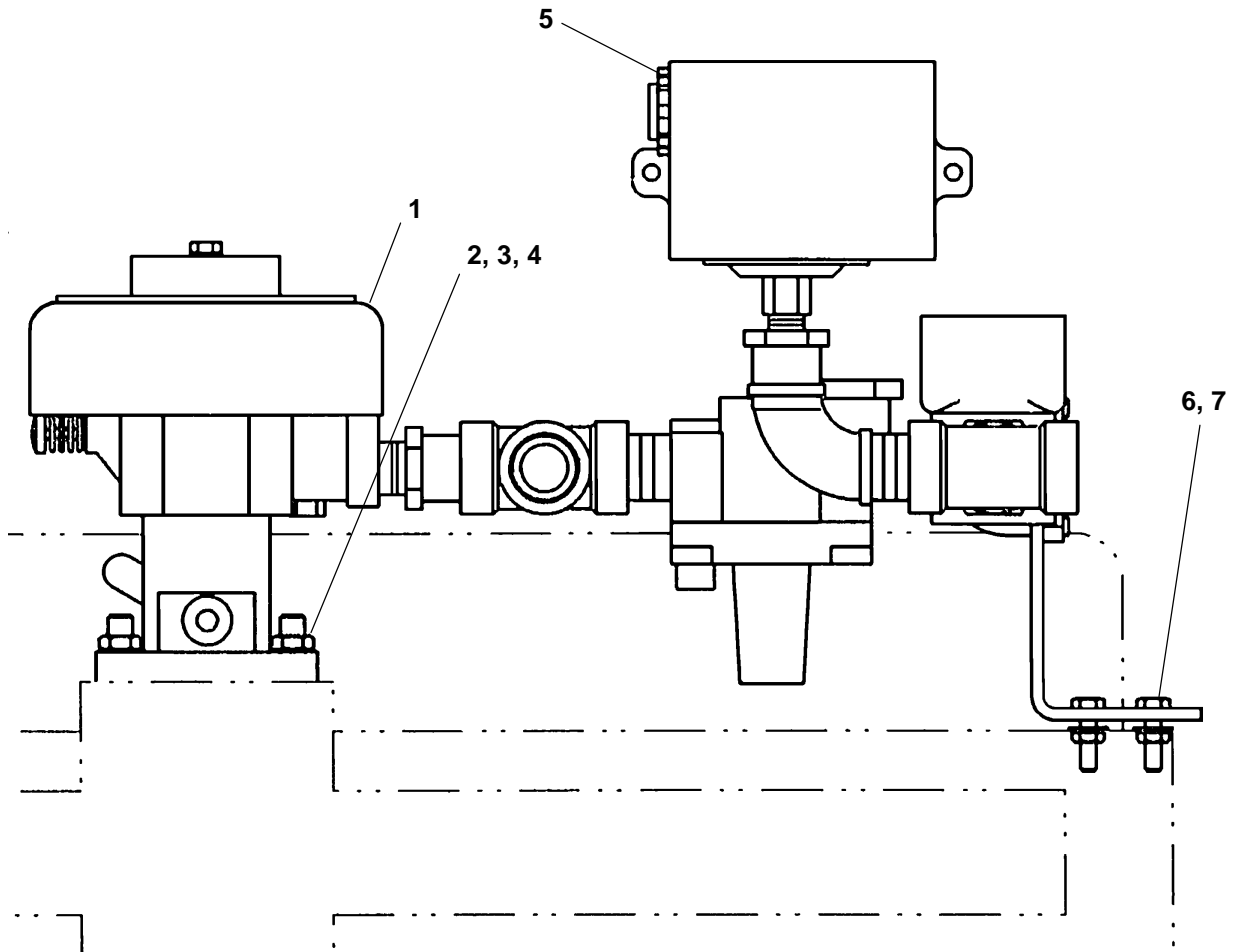
Fuel System LPG Liquid



C053

| REF NO. | PART NO. | QTY USED | PART DESCRIPTION | REF NO. | PART NO. | QTY USED | PART DESCRIPTION |
|---------|----------|----------|---|---------|----------|----------|------------------------|
| 1 | 148-1066 | 1 | Carburetor | 5 | 505-0022 | 1 | Bushing, Reducer |
| | 150-0638 | 1 | Joint, Ball | 6 | 502-1030 | 1 | Connector, Hose |
| | 850-0040 | 1 | Washer, Lock (1/4") | 7 | 503-1565 | 1 | Hose, LPG |
| | 868-0001 | 1 | Nut, Hex Jam (1/4"-28) | 8 | 503-0180 | 2 | Clamp, Hose |
| 2 | 179-2728 | 1 | Converter Assembly (See Separate Page for Part Numbers) | 9 | 502-1031 | 1 | Connector, Hose |
| 3 | 850-0055 | 2 | Washer, Lock (7/16") | 10 | 141-0971 | 1 | Gasket, Carburetor |
| 4 | 800-0069 | 2 | Screw, Hex Head Cap (7/16-14 x 3/4") | 11 | 854-0020 | 2 | Washer, ET Lock (3/8") |
| | | | | 12 | 867-0031 | 2 | Nut, Hex (3/8"-24) |
| | | | | 13 | 332-3438 | 1 | Clamp, Loop |

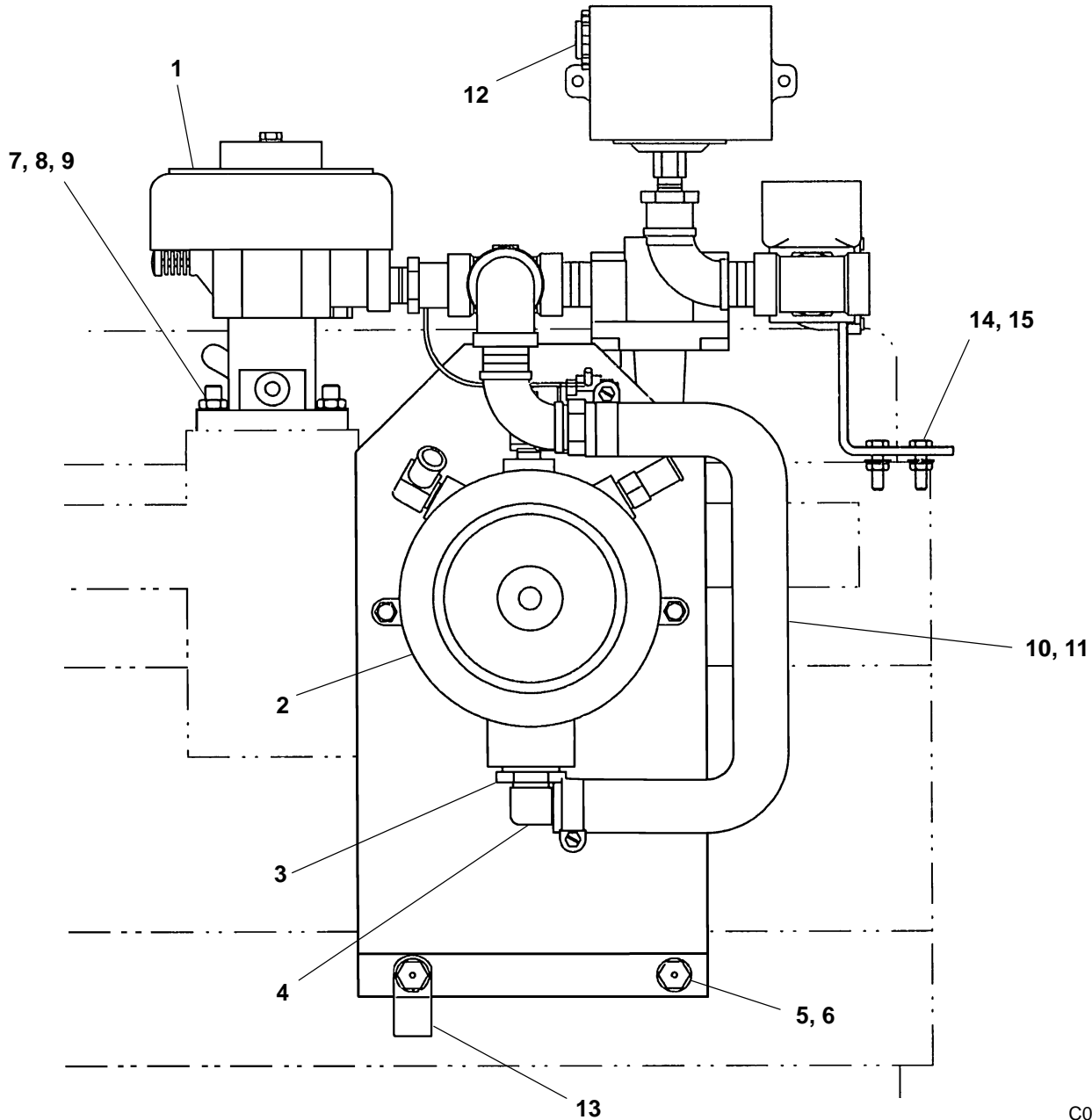
Dual Fuel System Natural Gas/LPG Vapor Auto Conversion



C065

| REF NO. | PART NO. | QTY USED | PART DESCRIPTION | REF NO. | PART NO. | QTY USED | PART DESCRIPTION |
|---------|----------|----------|---|---------|----------|----------|-----------------------------------|
| 1 | | 1 | Carburetor (See Separate Page for Part Numbers) | 5 | 331-0027 | 1 | Connector, Romex |
| 2 | 141-0971 | 1 | Gasket, Carburetor | 6 | 800-0007 | 2 | Screw, Hex Head Cap (1/4-20 x 1") |
| 3 | 854-0020 | 2 | Washer, ET Lock (3/8") | 7 | 870-0212 | 2 | Nut, Lock Flange (1/4"-20) |
| 4 | 867-0031 | 2 | Nut, Hex (3/8"-24) | | | | |

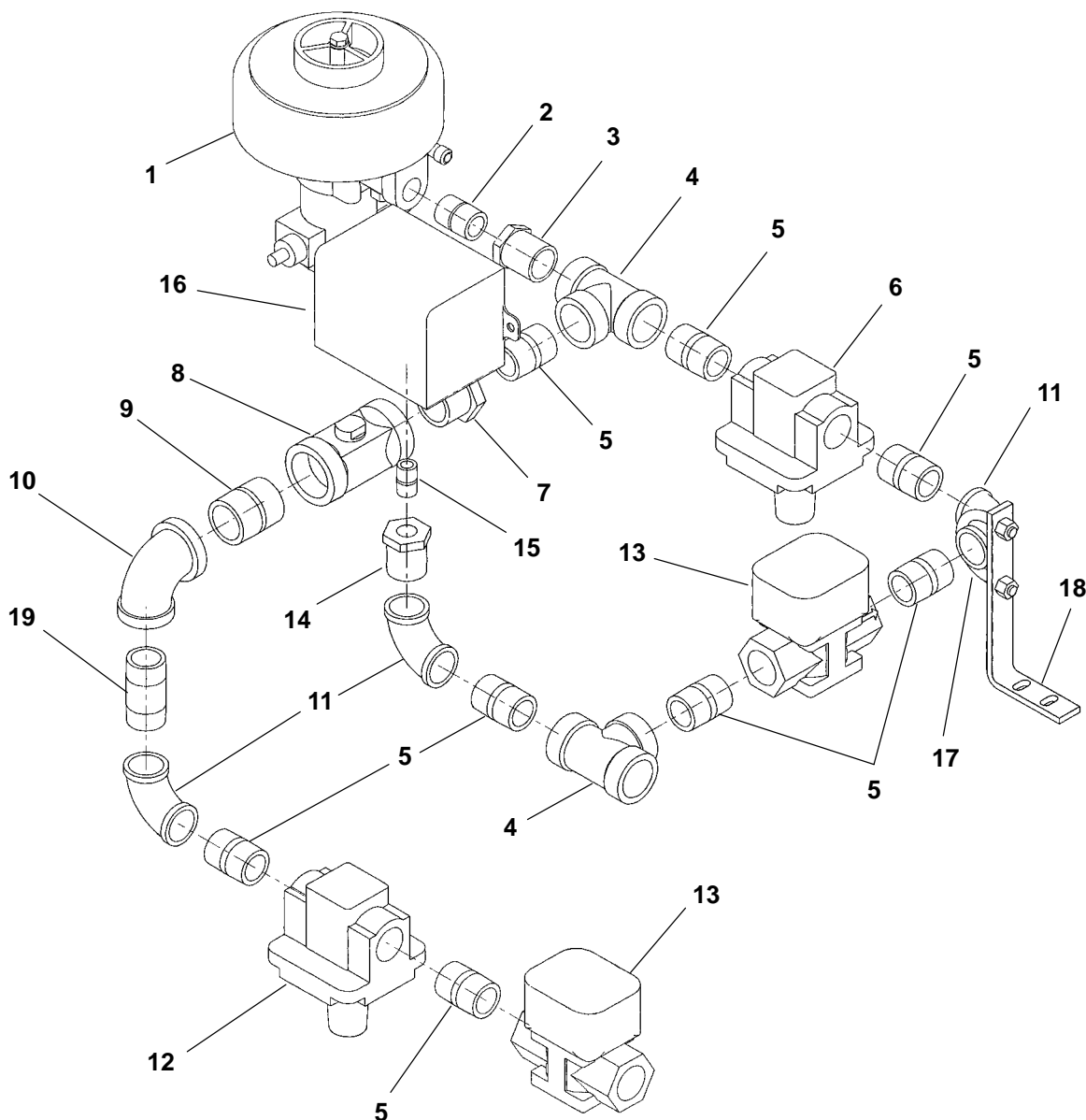
Dual Fuel System Natural Gas/LP Liquid Auto Conversion



C090

| REF NO. | PART NO. | QTY USED | PART DESCRIPTION | REF NO. | PART NO. | QTY USED | PART DESCRIPTION |
|---------|----------|----------|---|---------|----------|----------|-----------------------------------|
| 1 | | 1 | Carburetor (See Separate Page for Part Numbers) | 7 | 141-0971 | 1 | Gasket, Carburetor |
| 2 | 179-2728 | 1 | Converter Assembly (See Separate Page for Part Numbers) | 8 | 854-0020 | 2 | Washer, ET Lock (3/8") |
| 3 | 505-0022 | 1 | Bushing, Reducer | 9 | 868-0003 | 2 | Nut, Hex (3/8"-24) |
| 4 | 502-1030 | 1 | Connector, Hose | 10 | 503-1565 | 1 | Hose, LPG |
| 5 | 850-0055 | 2 | Washer, Lock (7/16") | 11 | 503-0398 | 2 | Clamp, Hose |
| 6 | 800-0069 | 2 | Screw, Hex Head Cap (7/16-14 x 3/4") | 12 | 331-0027 | 1 | Connector, Romex |
| | | | | 13 | 332-3438 | 1 | Clamp, Loop |
| | | | | 14 | 800-0007 | 2 | Screw, Hex Head Cap (1/4-20 x 1") |
| | | | | 15 | 870-0212 | 2 | Nut, Lock Flange (1/4"-20) |

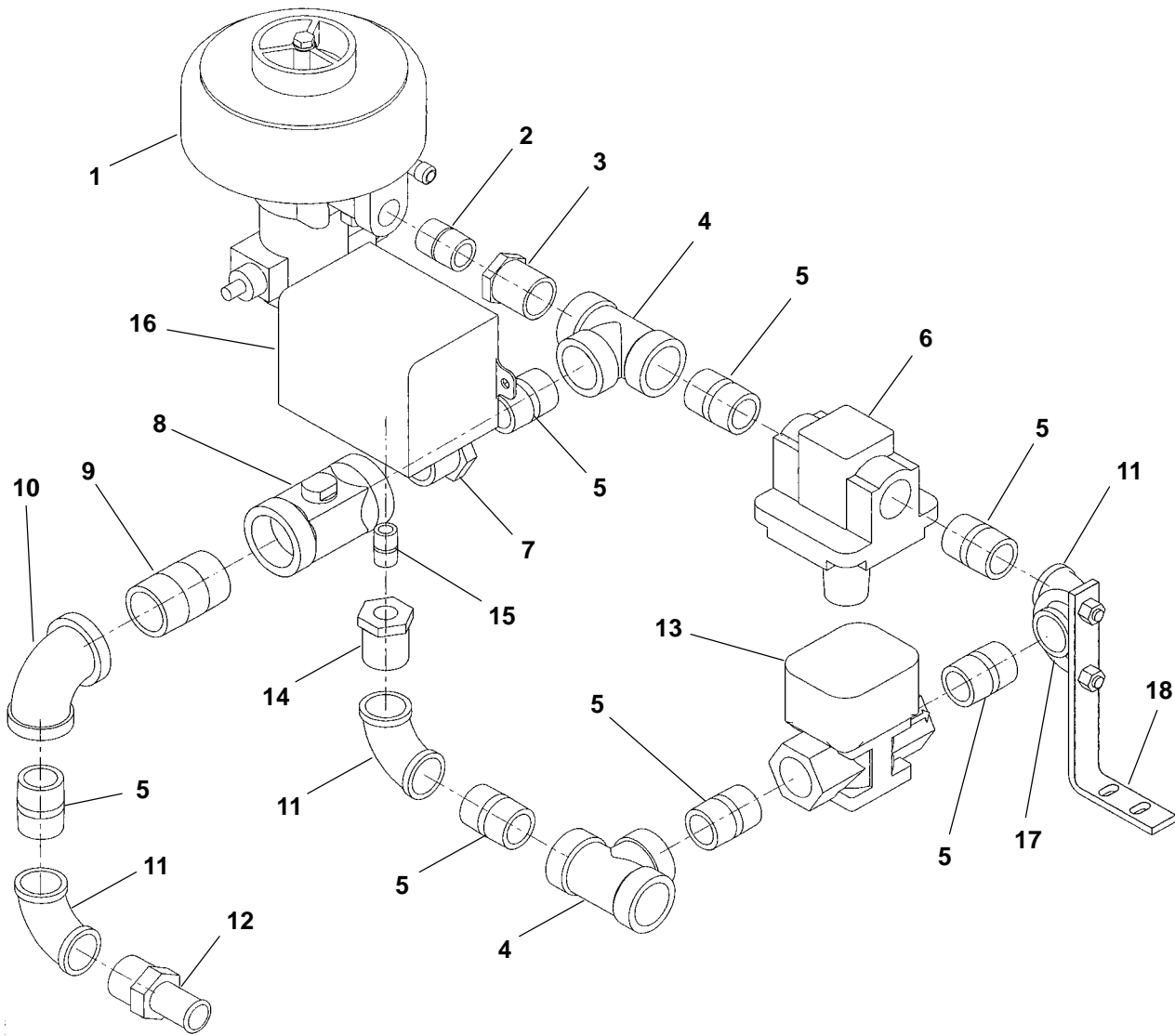
Carburetor Assembly for Dual Fuel System Natural Gas/LPG Vapor Auto Conversion



C065

| REF NO. | PART NO. | QTY USED | PART DESCRIPTION | REF NO. | PART NO. | QTY USED | PART DESCRIPTION |
|---------|----------|----------|--|---------|-------------|----------|-----------------------|
| 1 | 148-1066 | 1 | Carburetor | 8 | 148-0626 | 1 | Valve, Load Adjusting |
| | 150-0638 | 1 | Joint, Ball | 9 | 505-0004 | 1 | Nipple, Pipe |
| | 850-0040 | 1 | Washer, Lock (1/4") | 10 | 505-0356 | 1 | Elbow, Reducer - 90° |
| | 868-0001 | 1 | Nut, Hex Jam (1/4"-28) | 11 | 505-0132 | 3 | Elbow, Pipe |
| 2 | 505-0100 | 1 | Nipple, Pipe | 12 | 148-0637 | 1 | Regulator, LP Vapor |
| 3 | 505-0021 | 1 | Bushing, Reducer (3/4NPT x 1/2"NPT) | 13 | 307-0312-01 | 2 | Valve, Solenoid |
| 4 | 505-0166 | 2 | Tee, (3/4"NPT) | 14 | 505-0020 | 1 | Bushing, Reducer |
| 5 | 505-0102 | 8 | Nipple, Close (3/4NPT x 1-3/8") | 15 | 505-0099 | 1 | Nipple, Pipe |
| 6 | 148-0597 | 1 | Regulator, Natural Gas | 16 | 148-0627 | 1 | Switch, Pressure |
| 7 | 505-0129 | 1 | Bushing, Reducer (1"NPT x 3/4"NPT) | 17 | 155-1015 | 1 | Clamp, Muffler |
| | | | | 18 | 148-0994 | 1 | Brace, Fuel System |
| | | | | 19 | 505-0085 | 1 | Nipple, Pipe |

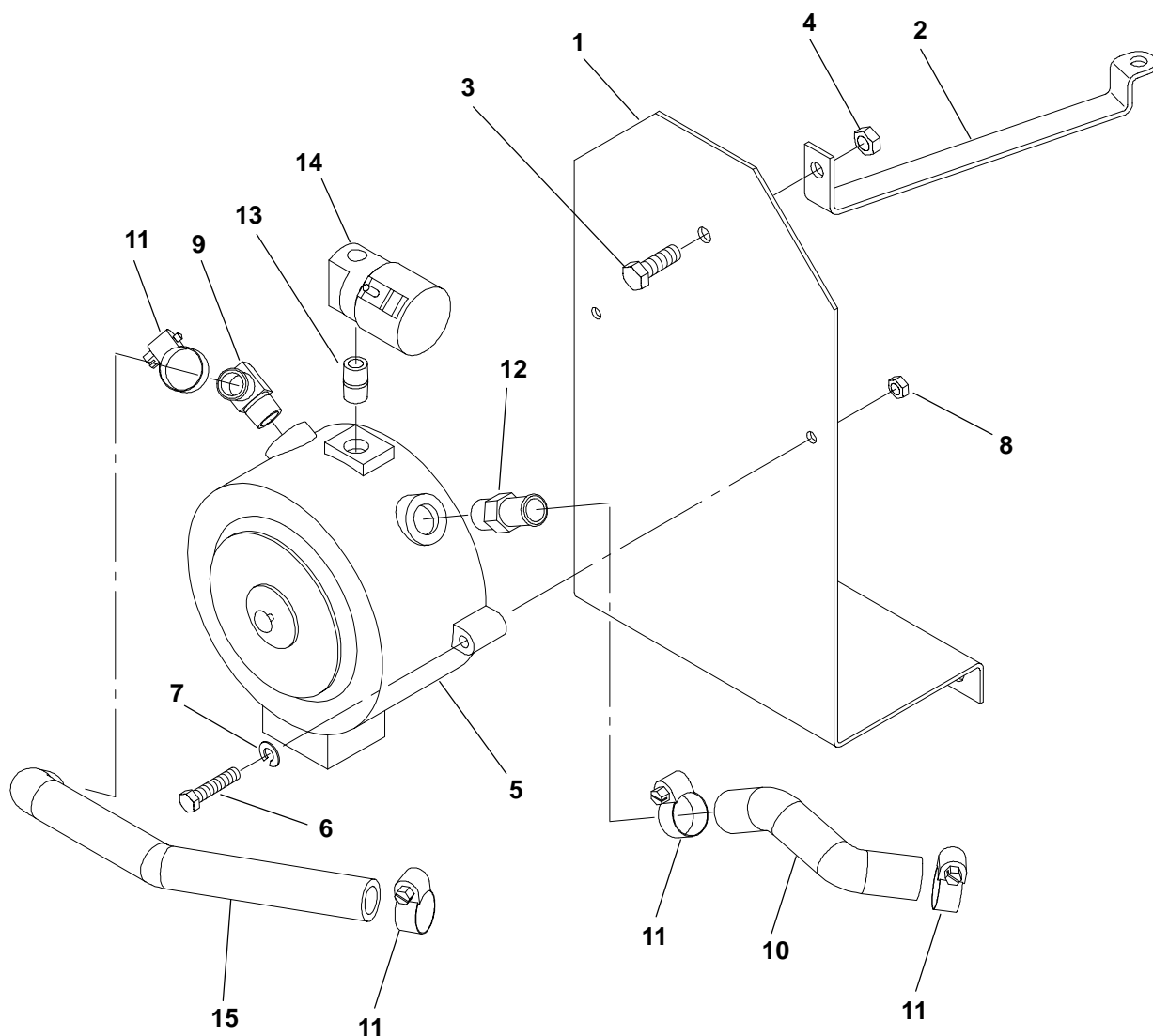
Carburetor Assembly for Dual Fuel System Natural Gas/LP Liquid Auto Conversion



C090

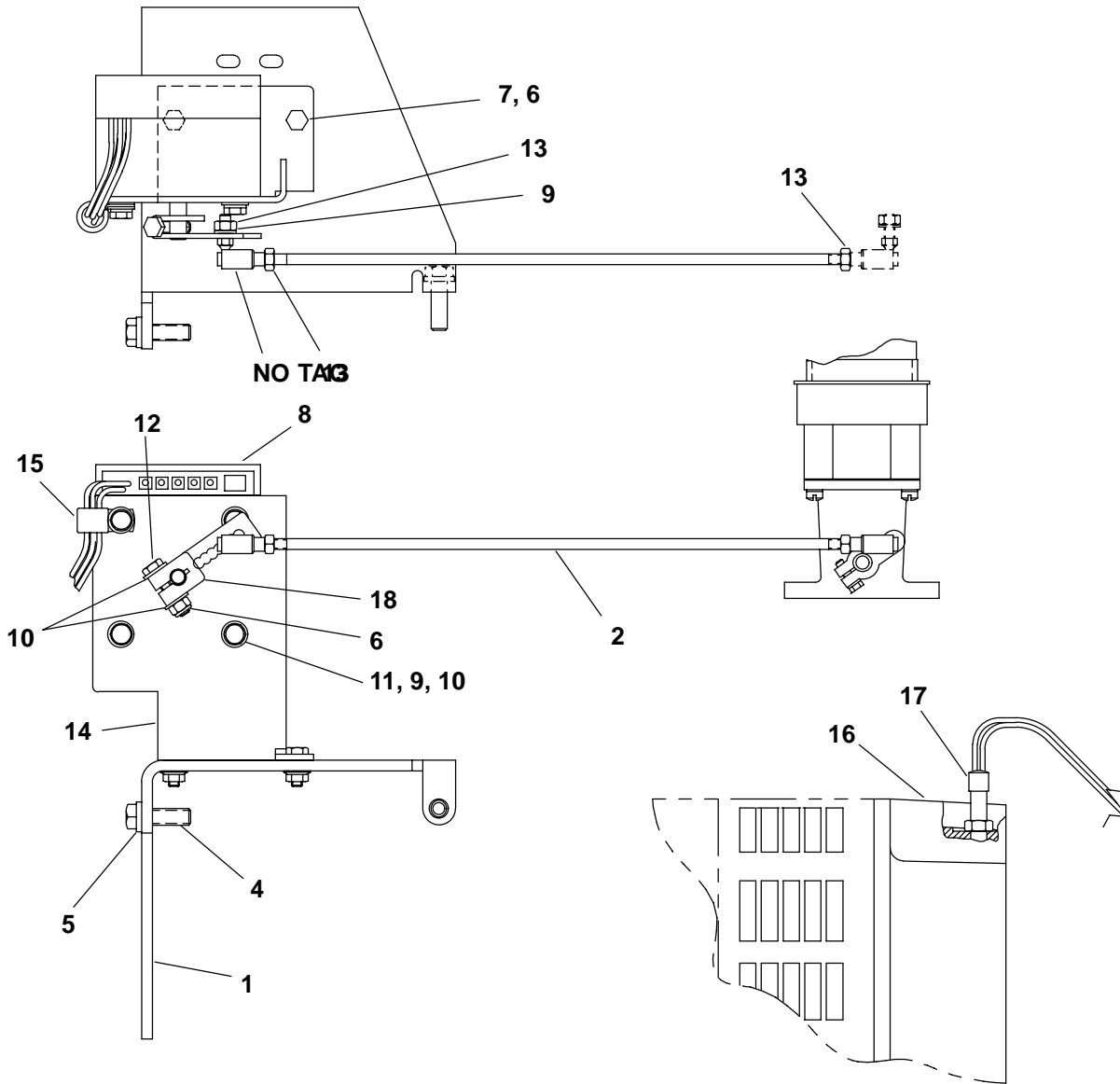
| REF NO. | PART NO. | QTY USED | PART DESCRIPTION | REF NO. | PART NO. | QTY USED | PART DESCRIPTION |
|---------|----------|----------|--|---------|-------------|----------|-----------------------|
| 1 | 148-1066 | 1 | Carburetor | 8 | 148-0626 | 1 | Valve, Load Adjusting |
| | 150-0638 | 1 | Joint, Ball | 9 | 505-0107 | 1 | Nipple, Pipe |
| | 850-0040 | 1 | Washer, Lock (1/4") | 10 | 505-0356 | 1 | Elbow, Reducer - 90° |
| | 868-0001 | 1 | Nut, Hex Jam (1/4"-28) | 11 | 505-0132 | 3 | Elbow, Pipe |
| 2 | 505-0100 | 1 | Nipple, Pipe | 12 | 502-1236 | 1 | Connector, Hose |
| 3 | 505-0021 | 1 | Bushing, Reducer (3/4NPT x 1/2"NPT) | 13 | 307-0312-01 | 1 | Valve, Solenoid |
| 4 | 505-0166 | 2 | Tee, (3/4"NPT) | 14 | 505-0020 | 1 | Bushing, Reducer |
| 5 | 505-0102 | 7 | Nipple, Close (3/4NPT x 1-3/8") | 15 | 505-0099 | 1 | Nipple, Pipe |
| 6 | 148-0597 | 1 | Regulator, Natural Gas | 16 | 148-0627 | 1 | Switch, Pressure |
| 7 | 505-0129 | 1 | Bushing, Reducer (1"NPT x 3/4"NPT) | 17 | 155-1015 | 1 | Clamp, Muffler |
| | | | | 18 | 148-0994 | 1 | Brace, Fuel System |

Gas Converter Assembly



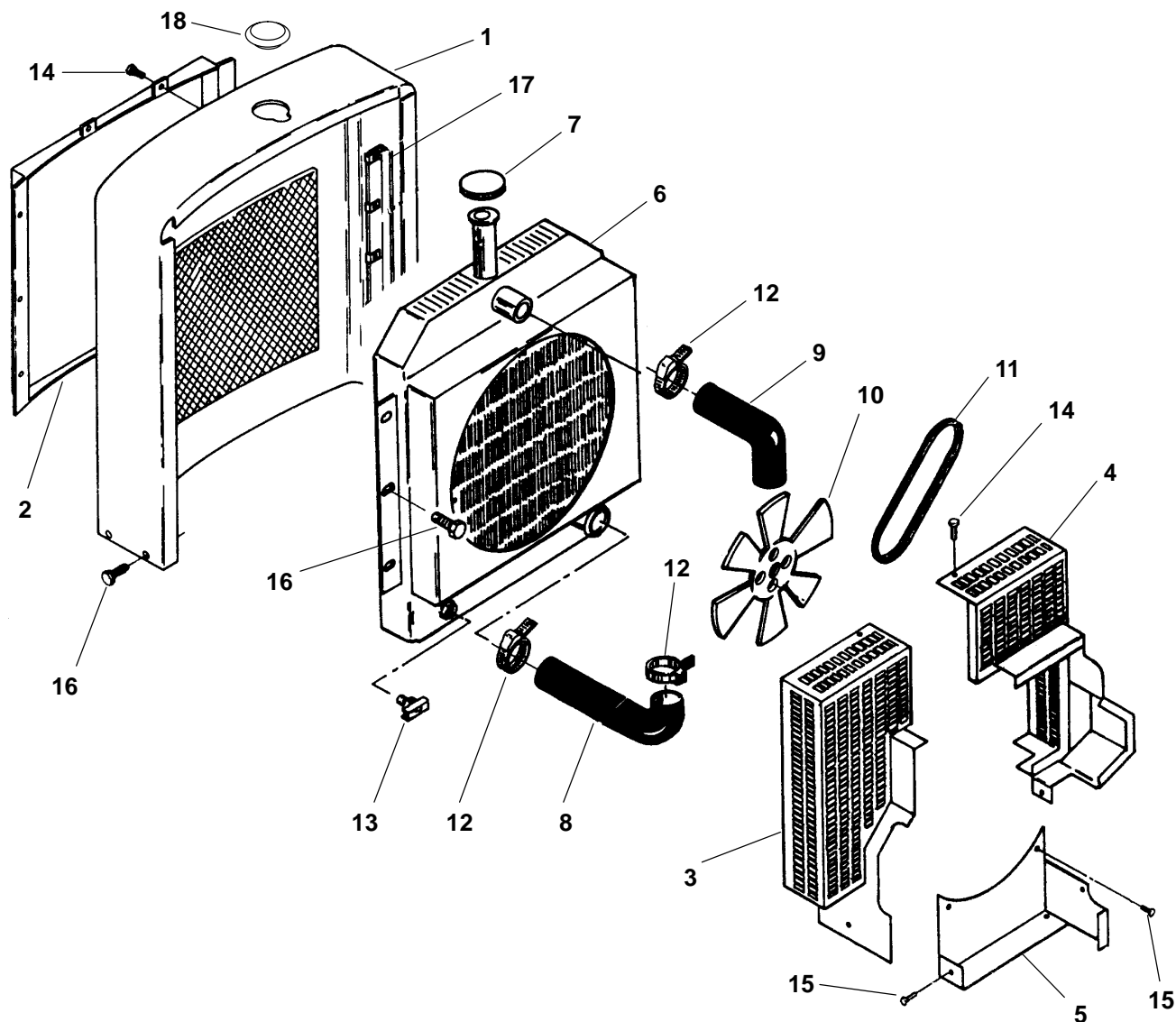
| REF NO. | PART NO. | QTY USED | PART DESCRIPTION | REF NO. | PART NO. | QTY USED | PART DESCRIPTION |
|---------|----------|----------|--|---------|-------------|----------|---|
| 1 | 148-1053 | 1 | Bracket, Converter – Mounting | 9 | 502-0942 | 1 | Elbow, 90 |
| 2 | 148-0604 | 1 | Support, Converter Mounting | 10 | 503-1988 | 1 | Hose, Engine Coolant (5/8 ID x 15-1/2" Long) |
| 3 | 800-0025 | 1 | Screw, Hex Head Cap (5/16-18 x 5/8") | 11 | 503-0183 | 4 | Clamp, Hose |
| 4 | 821-0014 | 1 | Nut, Whizlock (5/16-18 x 1/2") | 12 | 502-0943 | 1 | Connector, Hose (3/8"NPT) |
| 5 | 148-0625 | 1 | Converter Assembly, Gas | 13 | 505-0099 | 1 | Nipple, Pipe (1/4"NPT) |
| 6 | 800-0009 | 2 | Screw, Hex Head Cap (1/4-20 x 1-1/2") | 14 | 307-0268-01 | 1 | Valve, Solenoid |
| 7 | 850-0040 | 2 | Washer, Lock (1/4") | 15 | 503-1988 | 1 | Hose, Engine Coolant (5/8 ID x 21-1/2" Long) |
| 8 | 862-0001 | 2 | Nut, Hex (1/4"-20) | | | | |

Governor



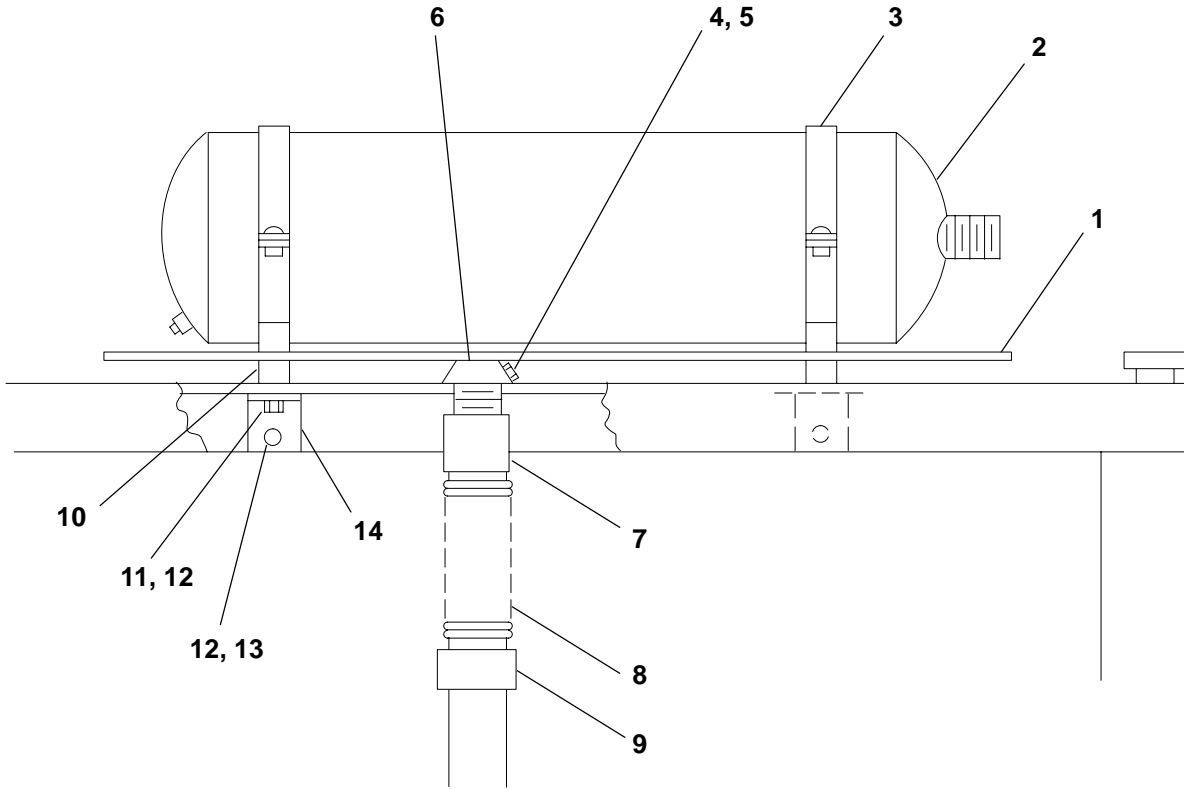
| REF NO. | PART NO. | QTY USED | PART DESCRIPTION | REF NO. | PART NO. | QTY USED | PART DESCRIPTION |
|---------|-------------|----------|---------------------------------------|---------|----------|----------|---------------------------------------|
| 1 | 150-2644 | 1 | Bracket, Governor | 9 | 850-0040 | 4 | Washer, Lock (1/4") |
| 2 | 150-2616 | 1 | Rod, Governor | 10 | 526-0018 | 4 | Washer, Flat (1/4") |
| | 150-2615 | 1 | 14.5" | 11 | 800-0602 | 4 | Screw, Hex Head Cap (1/4-28 x 3/4") |
| 3 | 150-0638 | 1 | Joint, Ball | 12 | 800-0008 | 1 | Screw, Hex Head Cap (1/4-20 x 1-1/4") |
| 4 | 800-0051 | 2 | Screw, Hex Head Cap (3/8-16 x 1-3/4") | 13 | 868-0001 | 3 | Nut, Tappet (1/4"-28) |
| 5 | 850-0051 | 2 | Washer, Lock (3/8") | 14 | 150-2614 | 1 | Bracket, Governor |
| 6 | 870-0212 | 2 | Nut, Self-Lock (1/4"-20) | 15 | 332-1554 | 1 | Clamp, Loop |
| 7 | 800-0005 | 2 | Screw, Hex Head Cap (1/4-20 x 3/4") | 16 | 231-0148 | 1 | Adaptor, Generator |
| 8 | | | Governor | 17 | 150-2651 | 1 | Pick-up, Magnetic |
| | 150-2692-01 | 1 | MPU Type | 18 | 150-2620 | 1 | Lever, Governor |
| | 150-2692-02 | 1 | Ignition Type | | | | |

Radiator



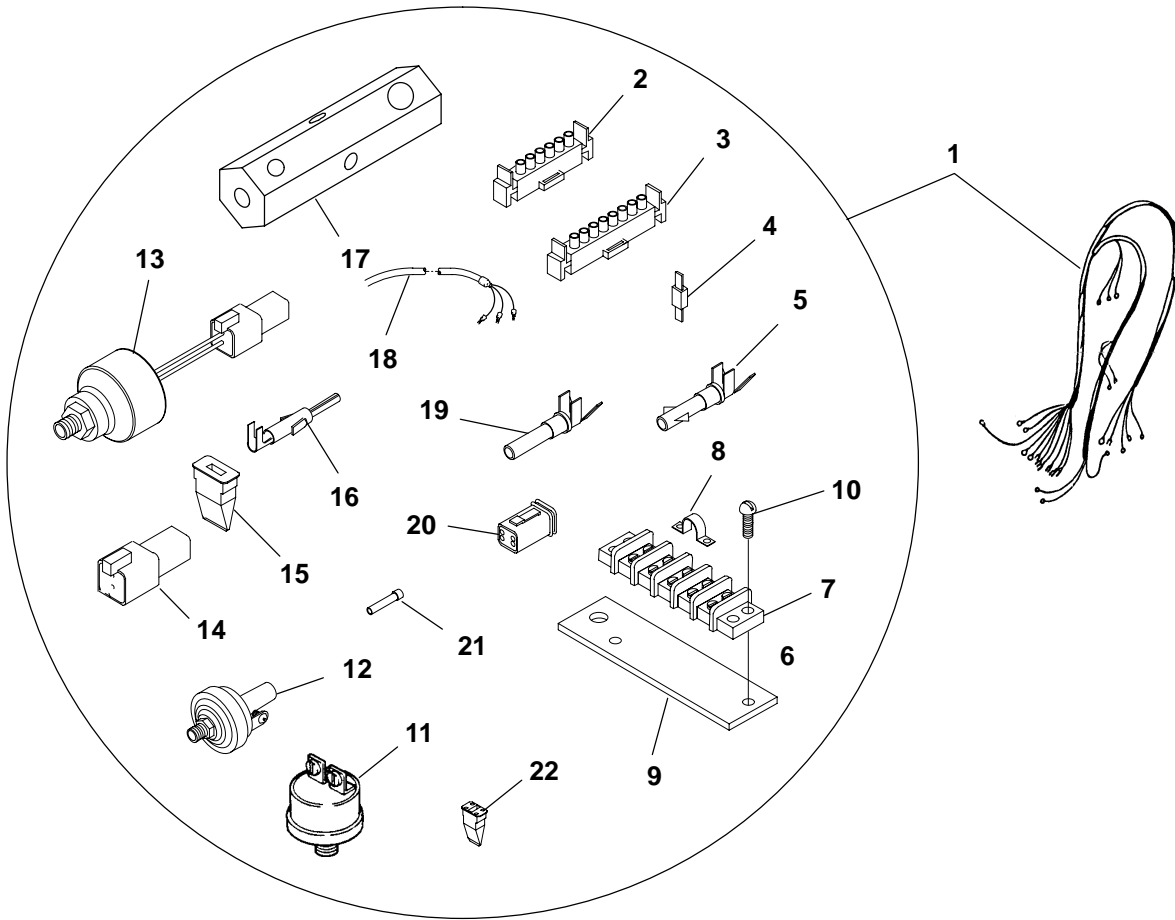
| REF NO. | PART NO. | QTY USED | PART DESCRIPTION | REF NO. | PART NO. | QTY USED | PART DESCRIPTION |
|---------|----------|----------|--------------------------|---------|-------------|----------|-------------------------------------|
| 1 | 405-3176 | 1 | Panel, Front | 12 | 503-0365 | 4 | Clamp, Hose |
| 2 | 405-1054 | 1 | Flange, Air Duct | 13 | 504-0003 | 1 | Cock, Drain |
| 3 | 130-4246 | 1 | Guard, Belt - Right Side | 14 | 821-5000-05 | 18 | Screw, Cap Hex Head (#10-32 x 1/2") |
| 4 | 130-4245 | 1 | Guard, Belt - Left Side | 15 | 821-5002-03 | 4 | Screw, Lockhead (1/4-20 x 1/2") |
| 5 | 130-4252 | 1 | Guard, Belt - Lower | 16 | 821-5003-01 | 14 | Screw, Lockhead (5/16-18 x 1/2") |
| 6 | 130-4361 | 1 | Radiator (Includes Cap) | 17 | 870-0114 | 6 | Nut, Retainer (5/16"-18) |
| 7 | 130-3929 | 1 | Cap, Radiator | 18 | 517-0245 | 1 | Plug |
| 8 | 503-0490 | 1 | Hose, Radiator - Lower | | | | |
| 9 | 503-0491 | 1 | Hose, Radiator - Upper | | | | |
| 10 | 130-1236 | 1 | Fan | | | | |
| 11 | 511-0075 | 1 | Belt, Drive | | | | |

Muffler



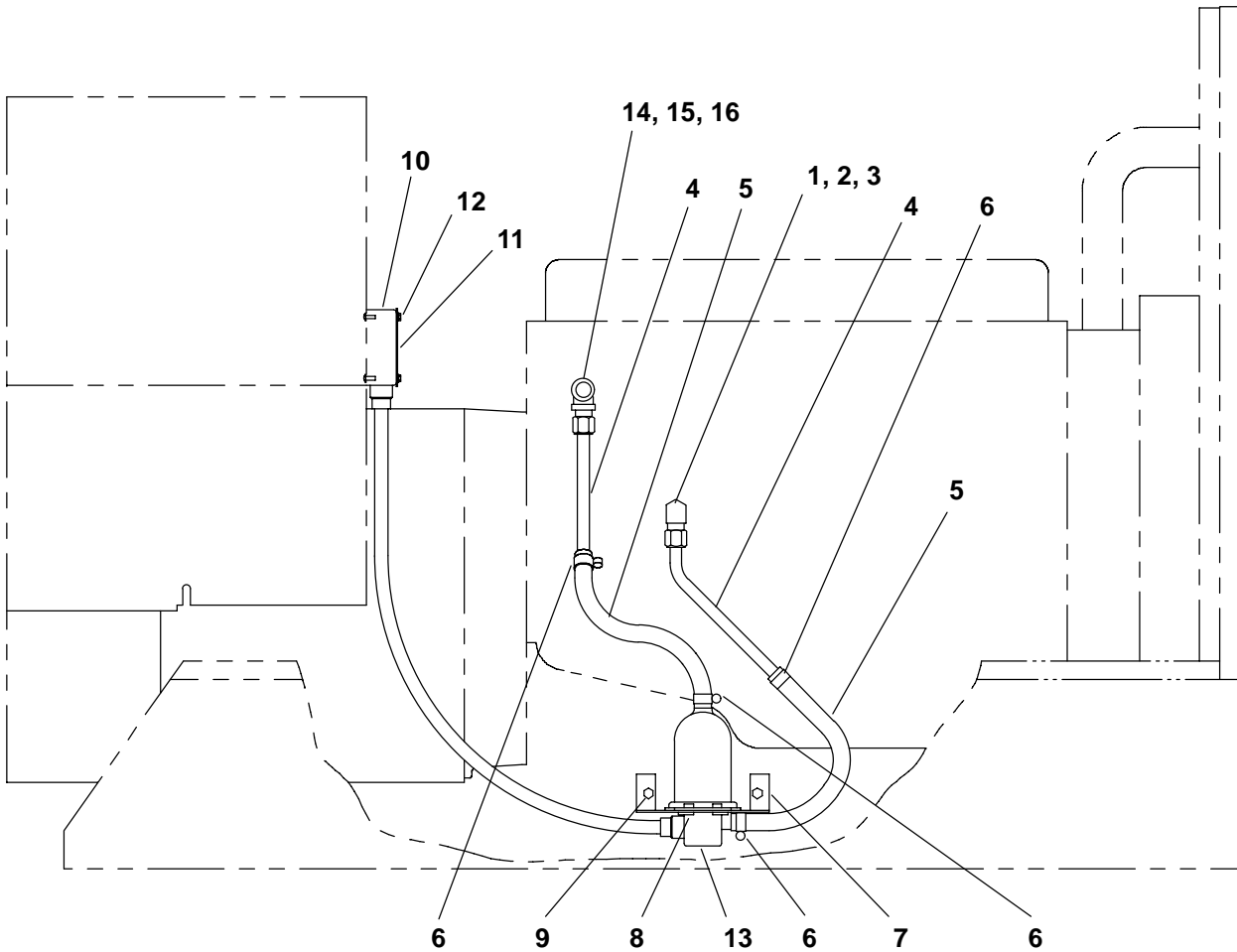
| REF NO. | PART NO. | QTY USED | PART DESCRIPTION | REF NO. | PART NO. | QTY USED | PART DESCRIPTION |
|---------|-------------|----------|---|---------|----------|----------|---|
| 1 | 155-0978 | 1 | Shield, Heat | 9 | 505-0454 | 1 | Union (2") |
| 2 | 155-0988-01 | 1 | Muffler | 10 | 155-1430 | 4 | Spacer, Muffler |
| 3 | 140-0649 | 2 | Band Assembly | 11 | 800-0037 | 4 | Screw, Hex Head Cap (5/16-18 x 3") |
| 4 | 813-0105 | 2 | Screw, Round Head Machine (10-32 x 1") | 12 | 870-0048 | 10 | Nut, Lock (5/16-18) |
| 5 | 870-0188 | 2 | Nut, Lock (10-32) | 13 | 800-0026 | 6 | Screw, Hex Head Cap (5/16-18 x 3/4") |
| 6 | 155-1420 | 1 | Shield, Rain | 14 | 155-3000 | 2 | Support, Muffler |
| 7 | 505-0203 | 1 | Coupling (2") | | | | |
| 8 | 155-1593 | 1 | Tube Assembly, Exhaust | | | | |

Wiring Harness Engine to Control



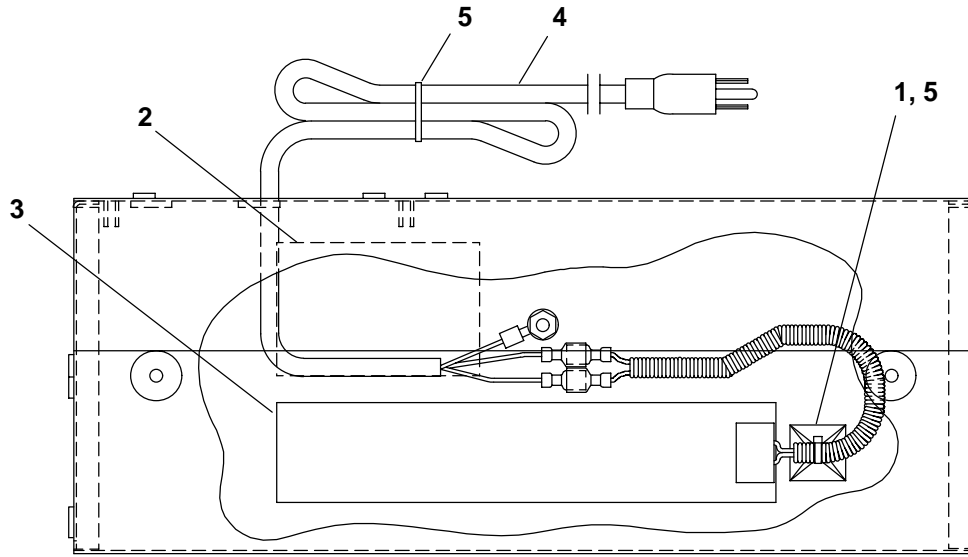
| REF NO. | PART NO. | QTY USED | PART DESCRIPTION | REF NO. | PART NO. | QTY USED | PART DESCRIPTION |
|---------|-------------|----------|--|---------|-------------|----------|--|
| 1 | 338-3322 | 1 | Harness, Wiring – Engine to Control | 11 | 309-0641-03 | 1 | Switch, Oil Pressure (Closes at 14 lbs. Descending) (S1) |
| 2 | 323-1304 | 1 | Housing, Connector (6 Place) (J2) | 12 | 309-0641-07 | 1 | Switch, Oil Pressure (Closes at 20 lbs. Descending) (S5-Pre-Alarm) |
| 3 | 323-1306 | 1 | Housing, Connector (8 Place) (J1) | 13 | 193-0448 | 1 | Sender, Oil Pressure (E1) (Includes Parts Marked #) |
| 4 | 357-0030 | 2 | Rectifier, Silicon (CR1) | 14 | 323-1549 | 1 | #Connector, Receptacle – 4 Place |
| 5 | 323-1200 | A/R | Socket, Contact | 15 | 323-1548 | 1 | #Wedge, Receptacle |
| 6 | 332-3276-01 | 1 | Bracket, Mounting – Terminal (Includes Parts Marked *) | 16 | 323-1492 | 4 | #Socket, Contact |
| 7 | 332-0604 | 2 | *Block, Terminal (5 Place) | 17 | 120-1312-02 | 1 | Manifold, Oil Pressure |
| 8 | 332-1043 | 8 | *Jumper | 18 | 166-0853 | 1 | Harness, Ignition |
| 9 | | | *Bracket, Mounting | 19 | 323-1492 | A/R | Socket, Contact |
| | 319-2006-01 | 1 | Marked "26" (T26) | 20 | 323-1546 | 1 | Plug, Connector – 4 Place |
| | 319-2006-02 | 1 | Marked "GND" (GND-ENG) | 21 | 323-1591 | 1 | Plug, Seal |
| 10 | 815-0538 | 4 | *Screw, Machine Round Head W/IT (#8-32 x 1/2") | 22 | 323-1548 | 1 | Wedge, Plug (4 Pin) |

Coolant Heater

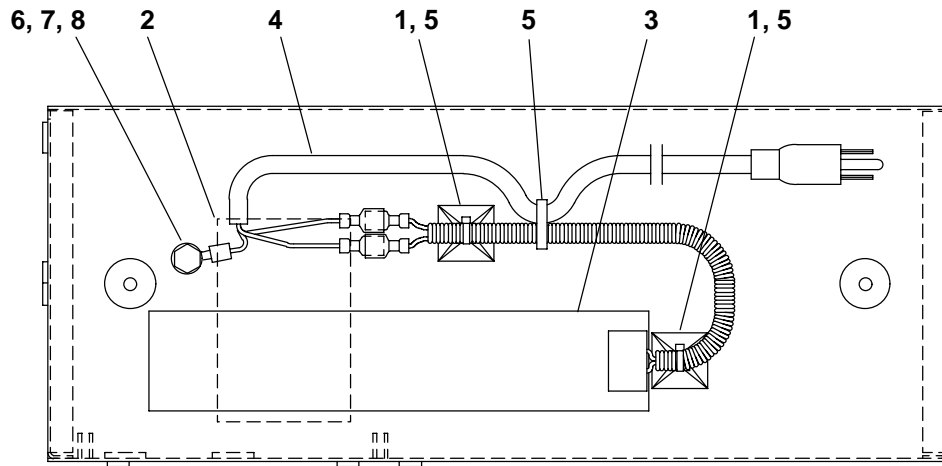


| REF NO. | PART NO. | QTY USED | PART DESCRIPTION | REF NO. | PART NO. | QTY USED | PART DESCRIPTION |
|---------|----------|----------|-------------------------------------|---------|-------------|----------|--|
| 1 | 505-0099 | 1 | Nipple, Close (1/4 x 7/8") | 10 | 319-2407 | 1 | Box, Extension |
| 2 | 505-0018 | 1 | Bushing, Reducer (1/2 x 1/4") | 11 | 319-2408 | 1 | Cover, Extension |
| 3 | 502-1256 | 1 | Elbow, Connector | 12 | 815-0652 | 2 | Screw, Hex Head Slot (10-32 x 1/2") |
| 4 | 130-4281 | 2 | Tube, Heater | 13 | 333-0568-01 | 1 | Heater, Engine Coolant 120V |
| 5 | 503-1988 | A/R | Hose, Coolant - High Temp. | 14 | 505-0101 | 1 | Nipple, Close (3/4") |
| 6 | 503-0183 | 4 | Clamp, Hose | 15 | 505-0060 | 1 | Tee, Pipe (3/8") |
| 7 | 148-1038 | 1 | Bracket, Coolant Heater | 16 | 502-1215 | 1 | Connector, Male |
| 8 | 821-0010 | 2 | Screw, Hex Head (1/4-20 x 1/2") | | | | |
| 9 | 821-0014 | 2 | Screw, Hex Head (5/16-18 x 1/2") | | | | |

Control Heater



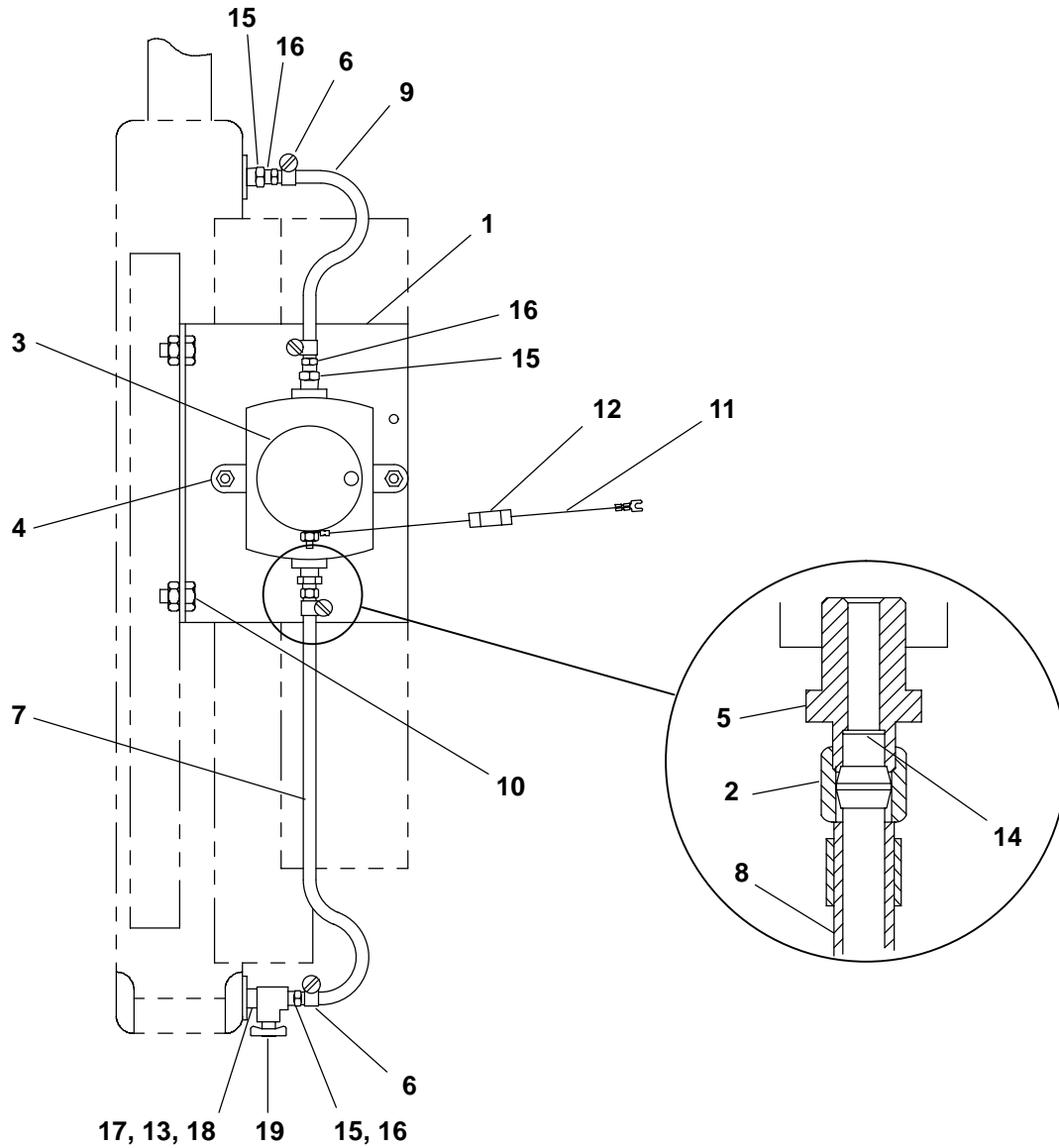
Inside Floor Installation



Outside Floor Installation

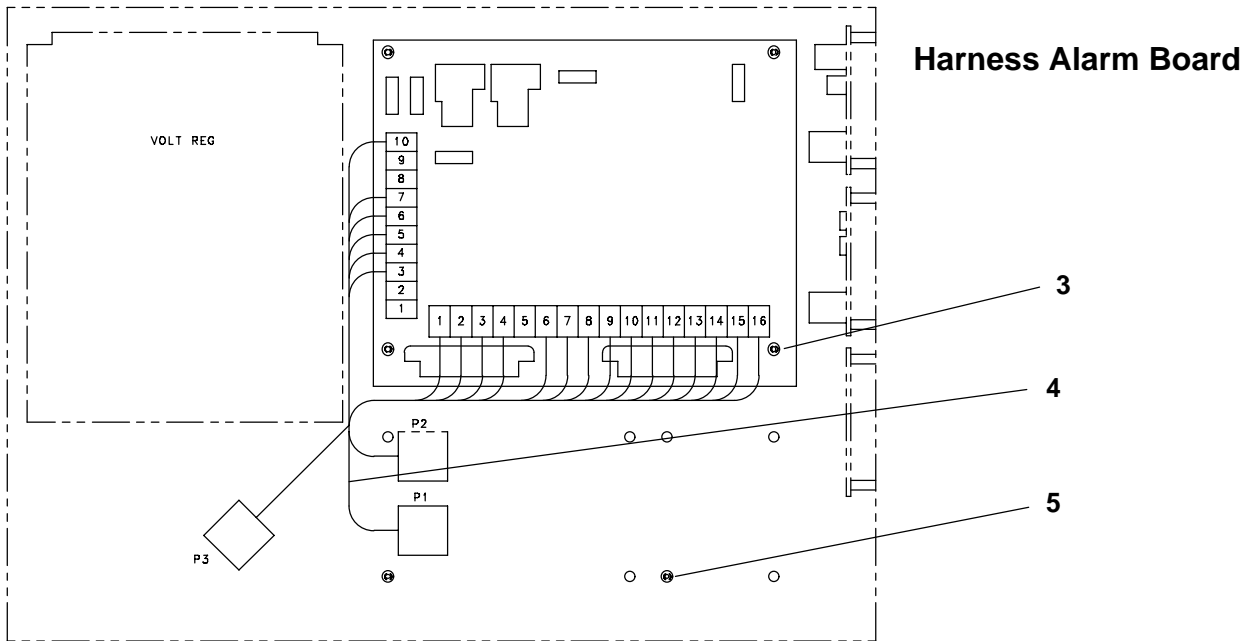
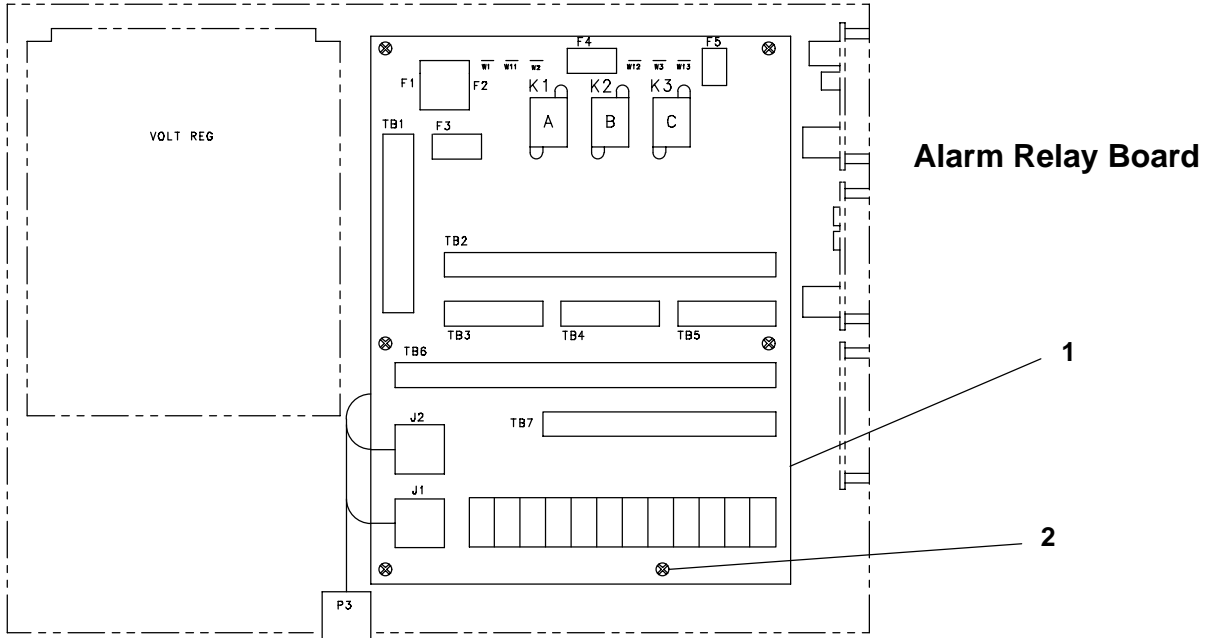
| REF NO. | PART NO. | QTY USED | PART DESCRIPTION | REF NO. | PART NO. | QTY USED | PART DESCRIPTION |
|---------|-------------|----------|------------------------------------|---------|----------|----------|---|
| 1 | 332-2420 | 2 | Mount, Cable Tie | 5 | 332-0942 | 3 | Tie, Cable |
| 2 | 098-6195 | 1 | Label, Caution | 6 | 800-0024 | 1 | Screw, Hex Head Cap (5/16-18 x 3/4") |
| 3 | 300-4515-01 | 1 | Heater Assembly, Control (120V) | 7 | 870-0257 | 1 | Nut, Hex (5/16-18) |
| 4 | 335-0173 | 1 | Cable Assembly, Control Heater | 8 | 856-0008 | 2 | Washer, EIT (5/16") |

Low Coolant Level Switch



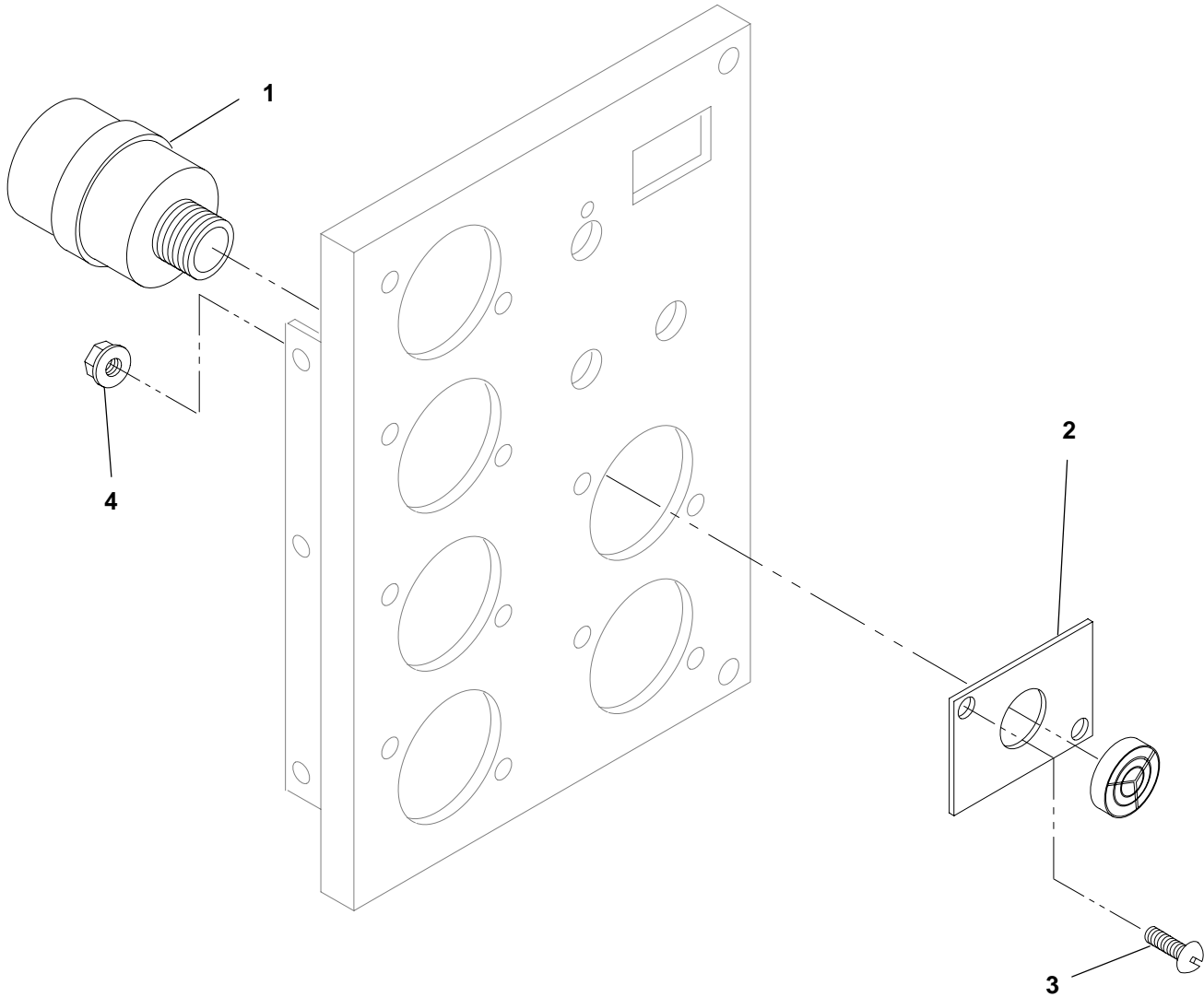
| REF NO. | PART NO. | QTY USED | PART DESCRIPTION | REF NO. | PART NO. | QTY USED | PART DESCRIPTION |
|---------|----------|----------|--------------------------------------|---------|----------|----------|--|
| 1 | 405-4659 | 1 | Plate, Low Level Switch | 11 | 338-3615 | 1 | Harness, Low Coolant Level (Includes Diode) |
| 2 | 502-0801 | 1 | Connector, Hose – Male 1/4" | 12 | 357-0030 | 1 | Diode (Included in Harness) |
| 3 | 193-0329 | 1 | Switch, Coolant Level | 13 | 502-0156 | 1 | Elbow, Street Pipe |
| 4 | 870-0212 | 2 | Nut, Lock Head (1/4"-20) | 14 | 526-0110 | 1 | Washer, Copper |
| 5 | 502-0802 | 1 | Bushing, Reducer (1/2 x 1/4") | 15 | 502-0029 | 3 | Bushing, Reducer |
| 6 | 503-0685 | 4 | Clamp, Hose | 16 | 502-0395 | 3 | Connector, Hose (1/8 NPT x 3/8" Hose) |
| 7 | 503-1418 | 1 | Hose, 1/4" ID, 18" Long | 17 | 505-0017 | 1 | Bushing, Reducer |
| 8 | 093-0065 | 2 | Tubing, Copper 2" Long | 18 | 502-0164 | 1 | Tee, Street |
| 9 | 503-1418 | 1 | Hose, 1/4" ID, 25" Long | 19 | 504-0003 | 1 | Valve, Drain |
| 10 | 821-0016 | 2 | Screw, Lock Head (5/16-18 x 3/4") | | | | |

Alarm Boards



| REF NO. | PART NO. | QTY USED | PART DESCRIPTION | REF NO. | PART NO. | QTY USED | PART DESCRIPTION |
|---------|-------------|----------|-------------------------------------|---------|-------------|----------|---------------------------------------|
| 1 | 300-4111-01 | 1 | Alarm Relay PCB, 12V Without Form C | 3 | 870-0517-01 | 4 | Stand-Off, Alarm Board (!-1/4" Long) |
| | 300-4111-03 | 1 | With Form C | 4 | 338-2875 | 1 | Harness, Form C Board |
| 2 | 815-0937 | 6 | Screw, Pan Head (#6-32 x 1/2") | 5 | 870-0517-02 | 2 | Stand-Off, Alarm Board (!-5/16" Long) |

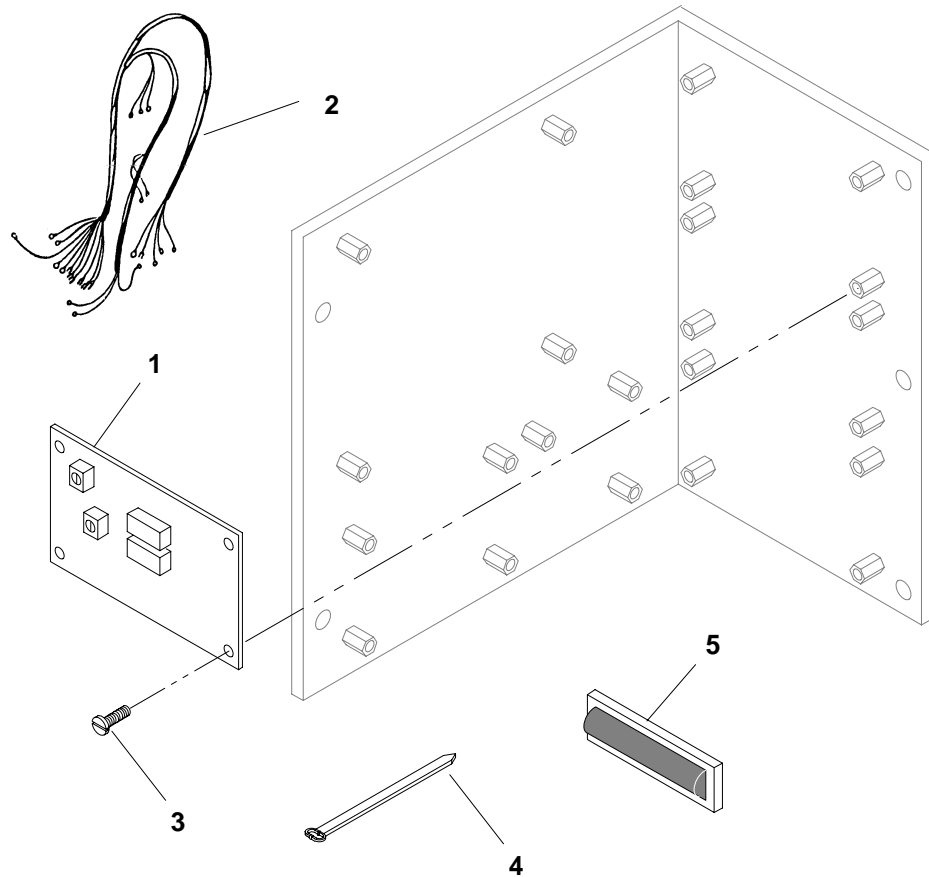
Audible Alarm



KL39

| REF NO. | PART NO. | QTY USED | PART DESCRIPTION | REF NO. | PART NO. | QTY USED | PART DESCRIPTION |
|---------|----------|----------|---|---------|----------|----------|-----------------------|
| 1 | 333-0133 | 1 | Signal, Audible | 4 | 870-0183 | 2 | Nut, Hex W/ET (#6-32) |
| 2 | 319-0898 | 1 | Plate, Audible Signal | | | | |
| 3 | 815-0385 | 2 | Screw, Machine – Round Head (#6-32 x 1/2) | | | | |

Over/Under Voltage



| REF NO. | PART NO. | QTY USED | PART DESCRIPTION | REF NO. | PART NO. | QTY USED | PART DESCRIPTION |
|---------|----------|----------|--|---------|-------------|----------|------------------|
| 1 | 307-2868 | 1 | Relay, Over/Under Voltage | 4 | 332-1445 | A/R | Tie, Cable |
| 2 | 338-3366 | 1 | Harness, Over/Under Voltage | 5 | 322-0431-03 | 1 | Lamp, Indicating |
| 3 | 815-0937 | 4 | Screw, Pan Head – Crossed Recessed Thread Forming (6-32 x 1/2) | | | | |

Introduction

This Parts Manual applies to the Standard Sets listed below. The illustrations are arranged in groups of related items, and each part or assembly is identified by a Reference Number. All parts illustrated are typical, and unless otherwise mentioned in the description column of the parts lists or page heading, the parts are interchangeable between models.

These typical illustrations are subject to change and reflect only the latest replacement parts arrangement. The Right and Left sides of the Set are determined by FACING the engine end (FRONT) of the Set.

Set Data Table

| MODEL IDENTIFICATION | RATING | RPM RATING | BATTERY VOLTAGE |
|----------------------|--------------|------------|-----------------|
| 25.OEK - */ # @ | 25,000 WATTS | 1500 RPM | 24 VDC |
| 30.OEK - */ # @ | 30,000 WATTS | 1800 RPM | 24 VDC |
| 35.OEK - */ # @ | 35,000 WATTS | 1800 RPM | 24 VDC |
| 37.5EM - */ # @ | 37,500 WATTS | 1500 RPM | 24 VDC |
| 45.OEM - */ # @ | 45,000 WATTS | 1800 RPM | 24 VDC |

Electrical Data Table

| *VOLTAGE CODES | VOLTS | HERTZ | WIRE | PHASE | NOTES |
|----------------|---------|-------|------|-------|-------|
| B (3) | 120/240 | 60 | 3 | 1 | |
| E (6D) | 240/480 | 60 | 4 | 3 | |
| F (7) | 220/380 | 60 | 4 | 3 | |
| H (9X) | 347/600 | 60 | 4 | 3 | |
| L (15) | 120/240 | 60 | 12 | 1 | + |
| L (15) | 120/208 | 60 | 12 | 3 | + |
| | 120/240 | | | | |
| | 127/220 | | | | |
| | 139/240 | | | | |
| | 240/416 | | | | |
| | 254/440 | | | | |
| | 227/480 | | | | |
| N (53) | 120/240 | 50 | 3 | 1 | |
| P (53C) | 120/240 | 50 | 4 | 1 | |
| Z (515) | 110/220 | 50 | 12 | 1 | + |
| | 115/230 | | | | |
| Z (515) | 110/190 | 50 | 12 | 3 | + |
| | 110/220 | | | | |
| | 115/200 | | | | |
| | 115/230 | | | | |
| | 120/208 | | | | |
| | 127/220 | | | | |
| | 220/380 | | | | |
| | 230/400 | | | | |
| | 240/416 | | | | |
| | 254/440 | | | | |

- * - Voltage codes follow model letters designations.
- # - Specification Number: Number 1 is Standard, all others indicate variations.
- @ - Specification Letter: Letter advances (A to B, B to C, etc) with major manufacturing changes.
- + - The Stators are Reconnectible.

Engine Replacement Parts

All engine replacement parts must be ordered from the engine manufacturer, except those modified or added by Onan. When ordering engine parts, refer to the manufacturer's nameplate and supply the Model, Spec, Serial Numbers and other available information. Refer to the engine manufacturer's manuals for your nearest authorized distributor or parts center; or contact the Onan distributor from whom you purchased this set for assistance in ordering replacement parts.

Index

- Actuator, Governor 11
Actuator, Switch 18
Adapter, Breather 7
Adapter, Carburetor 13,15,17,21,23,25,
27,31,37,41,43
Adapter, Engine to Generator 5
Adapter, Hose 37,39,41,43
Adapter, Pipe to Hose 48,51,83
Adapter, Tube 48
Alternator 2,3
Anti-Dieseling System 13,15,17,18,19,20
Arm, Anti-Dieseling System 18,19,20
- Band, Mounting - Exhaust Muffler 59
Bar, Locking 71
Bearing, Ball - Generator 85,87,89
Bell, End 85
Belt, Drive 33
Belt, Drive - Alternator 2,3
Block, Terminal 65,67,69,71,73,81,83,91
Board, Delay - Time 63
Board, Monitor - Engine 63,65
Board, Relay 63
Board, Sensor - Magnetic 63
Board, Terminal 5
Box, Control 67,69,71,73
Box, Switch - Dual Phase 79
Box, Switch - Thermostatic 49,53
Brace, Bracket - Lifting
Brace, Mounting Bracket - Converter 23,27
Bracket and Nipple Assembly 39,41,43,47
Bracket, Mounting - Capacitor 82
Bracket, Mounting - Circuit Breaker 97,99
Bracket, Mounting - Converter 23,27
Bracket, Mounting - Current Transformer 75
Bracket, Mounting - Day Tank 29
Bracket, Mounting - Electronic Governor 11
Bracket, Mounting - Mechanical Gauges 83
Bracket, Mounting - Radiator 33
Bracket, Mounting - Rheostat 69,71,73
Bracket, Mounting - Solenoid 18,19,20
Bracket, Mounting - Toggle Switch 15,17
Bracket, Mounting - Vernier Throttle 28
Bracket, Mounting - Watt Transducer 81
Bracket, Support 25,43,57
Breaker, Circuit 67,69,71,73,97,99
Brush, Generator 85
Bushing, Cable 77
Bushing, Box - Output 95
- Cable, Battery 5
Cable, Coil to Distributor 9
Cable, Electrical 7,76,94
Cable, Spark Plug 9
Cam, Switch 18
Cap, Radiator 33,45
Cap and Indicator, Fuel 31
Capacitor 2,9,65,82,93
Carburetor, Vapor - Gas 21,23,25,27
Carburetor, Gasoline 13,15,17
Chassis 55,91
Clamp, Cable 28,51,91
Clamp, Door 57
Clamp, Hose 37,39,41,43,45,47,48,53
Clamp, Loop 7,43,63,65,67,69,71,73,83,92
Clamp, Mounting - Capacitor 82
Cleaner, Air 1
Clip, Fastener 67,69,71
Clip, Relay 67
- Cock, Drain 7,17,23,27,33,37,39,41,43,
45,47,51,53
Coil, Ignition 9
Contact Assembly 87,89
Contractor, Electrical 51
Control, Engine 63,65
Control, Generator 67,69
Control, Generator - Switching
Regulator 71
Controller, Governor 11
Converter, Gas - Liquid 17,23,27
Cooling System, Non-Regulated City Water
and Wet Manifold 41
Cooling System, City Water and Heat
Exchanger 45
Cooling System, City Water and
Standpipe 47
Cooling System, Radiator 33
Cooling System, Radiator - Remote 37
Cooling System, Regulated City Water and
Wet Manifold 43
Cooling System, Water - City 39
Cover, Box - Watt Transducer 83
Cover, Box - Circuit Breaker 97,99
Cover, Box - Thermostatic Switch 49
Cover, End Bell 85
Cover, Hole - Fuel Pump 21,23,25,27
Cover, Housing - Choke 13,15,17
Cover, Starter Hole 7
Cover, Thermostat 76
Cross, Pipe 51
- Dampener, Vibration 69,71,73
Dial, Meter - Watt 81
Diode 48
Disk, Drive - Generator 85,87,89
Door, Access 57
Door, Control 63,67
Duct, Heater 12
- Elbow, Pipe - 90° 13,15,17,21,23,25,27
29,37,39,41,43,45,47,51,59
Element, Air Cleaner 1
Engine Parts, Left Side 7
Engine Parts, Right Side 5
Exchanger, Heat 45
Exciter, Generator 87,89
Extension, Plunger 18,20
- Fan, Alternator 3
Fan, Cooling - Generator 85,87,89
Fan, Radiator 33
Fill, Oil 7
Filter, Oil 8
Filter, Regulator - Voltage 93
Flange, Duct - Air 33
Flange, Exhaust - Manifold 37,41,43
Flasher 65
Frame, Holddown - Battery 55
Fuel System, Automatic Changeover or
Liquid Gas and Natural Gas 25
Fuel System, Gasoline 13
Fuel System, Gasoline and Liquid Gas
Vapor or Natural Gas 15
Fuel System, Gasoline and Liquid Gas 17
Fuel System, Liquid Gas 23
Fuel System, Liquid Gas Vapor or Natural
Gas 21
Fuse 69

Index

- Gasket, Adapter - Carburetor 13,15,17,
21,23,25,27
Gasket, Carburetor 13,15,17,27
Gasket, Manifold - Liquid Cooled 37,41,43
Gasket, Mounting Bracket -
Solenoid 18,19,20
Gasket, Mounting Hole - Fuel Pump 21,23,
25,27
Gasket, Tube - Exhaust 7
Gauge, Oil Pressure 63,65,83
Gauge, Temperature - Oil 63,65
Gauge, Temperature - Water 63,65,83
Gauges, Mechanical - Engine Control 83
Gear, Ring 5
Governor, Electronic 11
Governor, Mechanical 10
Grille, Housing - Control 77
Grommet 49,53,67,69,71,73,81,91,92
Guard, Belt 35,39,41,43,45,47
Guard, Belt - Alternator 2,3
Guard, Belt - Remote Radiator 37
Guard, Fan 33,35

Hanger, Pipe 25
Harness, Wiring 7
Harness, Wiring - Electronic Governor 11
Harness, Wiring - Engine to Control 63,65
Harness, Wiring - Generator to Control 67
Harness, Wiring - Magnetic Pickup 11
Heater, Air 12
Heater, Control 76
Heater, Electrical 49,53,78,94
Heater, Generator 94
Heater, Water 49,51,53
Hose 37,39,41,43,47,83,87,89
Hose, Air - Flexible 12
Hose, Preformed 45,47
Hose, Rubber 5,7
Hose, Rubber - Bulk 27,51,53
Housing 77
Housing, Control 77
Housing, Set 57

Insulator, Filter - Voltage Regulator 93
Insulator, Regulator - Voltage 91

Joint, Ball 10
Jumper, Terminal Board 65,91

Key, Woodruff 2,3
Kit, Repair - Carburetor 13,15,17
Knob, Pointer 69,73
Knob, Rheostat 69,71,73
Knob, Shaft - Choke 13,15,17
Knob, Switch - Rotary 67
Knob, Switch - Selector 73

Lamp, Incandescent 63
Latch, Hasp 33
Light, Indicator 65,67,69,71,73
Light, Panel 61
Line, Fuel - Flexible 13,15,17,29,31,51
Line, Fuel - Metal Tubing 13,15,17,29
Line, Water 17,23,27
Link, Anti-Dieseling System 18,19,20
Lock, Handle 69,71,73

Manifold, Cooled - Liquid 37,41,43
Meter, Ampere 63,67,69,71,73
Meter, Frequency 67,69,71,73
Meter, Time Totalizing 63,67,69,71,77
Meter, Voltage 67,69,71,73
Meter, Watt 67,81
Mixer, Vapor - Gas 15,17
Module, Indicator - Fault 63
Mount, Vibration 57,67,81
Muffler, Exhaust 61

Package, Mounting - Electronic Governor 11
Panel, Access - Control Housing 77
Panel, Control 65,69,71,73
Panel, Control - Mechanical Gauges 83
Panel, Housing - Radiator Front 33
Pencil, Zinc 45
Pin, Alignment 5
Pin, Roll 18,20
Plate, Mounting - Toggle Switch 15
Plate, Mounting - Water Lever Switch 48
Plate, Restricting - Carburetor
Adapter 13,15,17,21,23,25,27
Plenum, Heater 12
Plug, Distributor - Vacuum Advance 9
Plug, Pipe - Square Head 29,31,41,43,45,47
Plug, Plastic 69,71,73
Potentiometer 63
Pulley 10
Pulley, Alternator 2,3
Pump, Fuel 5

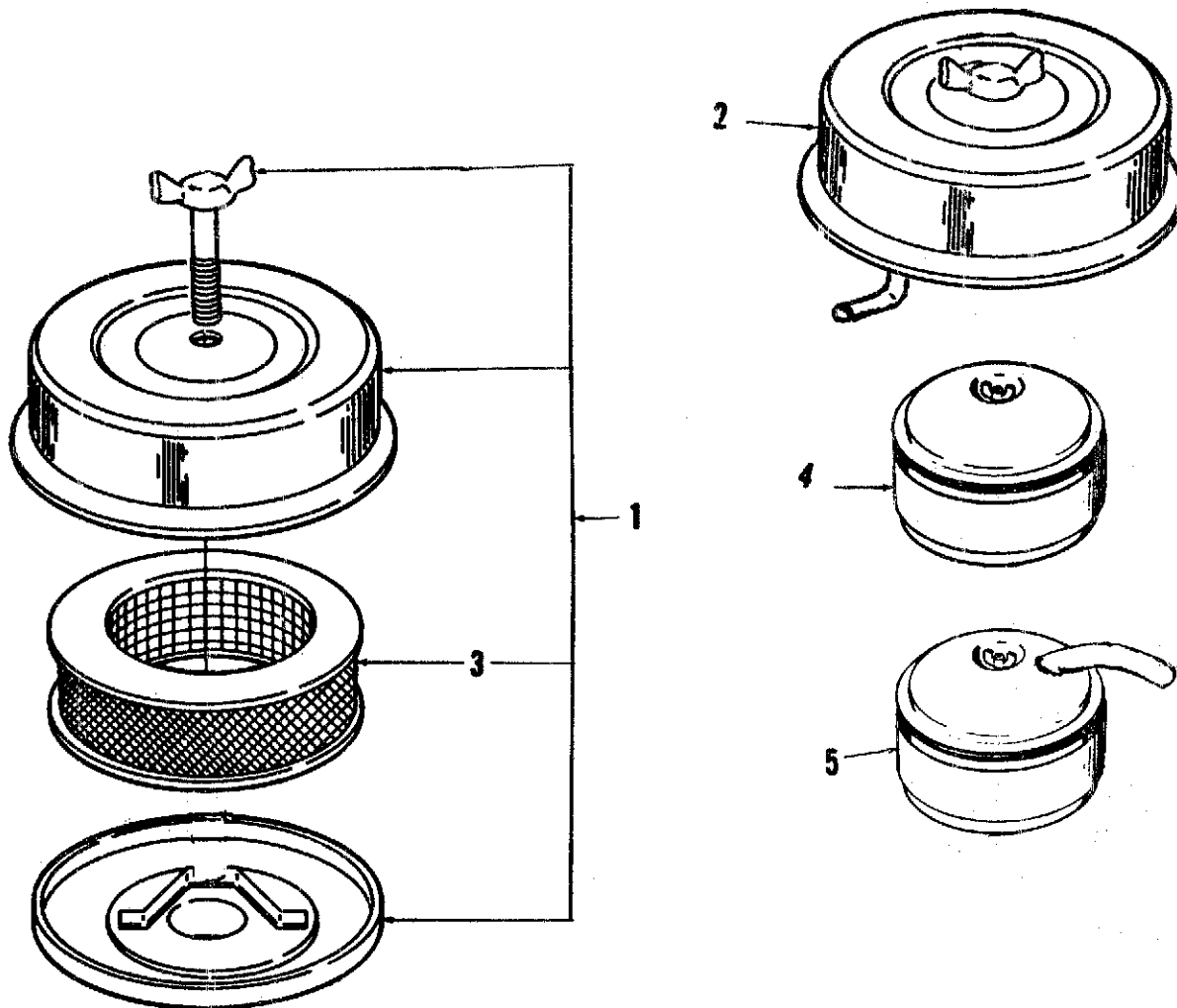
Radiator 35
Reactor 69,71,91
Receptacle, Fastener 67,69,71,73
Rectifier 91,92
Rectifier, Bridge 69
Regulator, Pressure 15,21,25,27
Regulator, Voltage 2,67,69,71,73,85,87,
89,90
Relay 65,67,69,71,73
Relay, Disconnect - Start 65
Relay, Ignition 65
Relay, Protection - Start 65
Resistor 18,69,71,73,93
Rheostat 67,69,71,73
Ring, Collector 85
Rotor, Exciter 92
Rotor, Generator 85,87,89

Saddle, Mounting - Control 77
Screen, Air - Generator 85
Seal, "O" Ring 85
Sender, Oil Pressure 5
Sender, Temperature - Engine 5
Sender, Temperature - Oil 5
Sensor, Speed - Magnetic 11
Shield, Heat 2,3,11
Shield, Heat - Exhaust Muffler 59
Shield, Rain 59
Shim, Transformer - Current 75
Sink, Heat 91,92
Socket, Relay 67,69,71,73
Solenoid, 12 VDC 18,19,20
Solenoid, Start 5
Spacer, Shield - Heat 59

Index

Spacer, Sleeve - Alternator 2,3
Spacer, Sleeve - Electrical Heater 76
Spacer, Sleeve - End Bell 85,87,89
Spacer, Sleeve - Voltage Regulator 87,89
Spacer, Stepped - Exciter Rotor 92
Spring, Brush 85
Spring, Relay 65,69,71,73
Standpipe 47
Stator, Generator 65,87,89
Stop 18,19,20
Strap, Ground - Electrical 55,67,69,71,73
Strap, Hasp 33
Strap, Mounting - Fuel Tank 31
Strap, Retaining 45
Strip, Asbestos 59
Strip, Foam 12
Strip, Marker 65,67,69,71,73,81,83
Stud 10,11,13,15,17,18,19,20,21,23,27,
41,43,49,53,55,85,87,89
Stud, Fastener 67,69,71
Suppressor, Ignition 9
Switch, Control - Vacuum 15,17,25,27
Switch, Engine Temperature 5
Switch, Level - Water 48
Switch, Micro 18
Switch, Oil Pressure 5
Switch, Phase - Dual 75
Switch, Pressure 25,51
Switch, Push 83
Switch, Rotary 67
Switch, Selector 69,71,73
Switch, Thermostat - Water 7
Switch, Thermostatic 51,53
Switch, Toggle 5,15,61,79
Swivel, Anti-Dieseling System 18,20
Tachometer 63
Tank, Day 29
Tank, Fuel 29,31
Tee, Pipe 17,23,25,39,41,43,45,47,51
Terminal, Ring 51
Terminal, Transformer - Current 75
Thermostat, Adjustable 76
Throttle, Vernier 28
Tie, Cable 93
Transducer, Watt 91
Transformer, Current 67,69,71,73,75
Transformer, Voltage 69,71
Tray, Battery 55
Tube, Exhaust 7
Tube, Exhaust - Flexible 59
Tubing, Fiberglass - Bulk 51
Valve 5
Valve, Breather 7
Valve, Control 25,27,31
Valve, Fuel 15
Valve, Globe 39,41,45,47
Valve, Regulating - Temperature 43,45,47
Valve, Relief - Vacuum 47
Valve, Shut-Off - Fuel 17
Valve, Solenoid 15,17,21,23,25,27,29,31,
39,41,43,45,47
Wheel, Fly 5
Wrapper, Generator 77

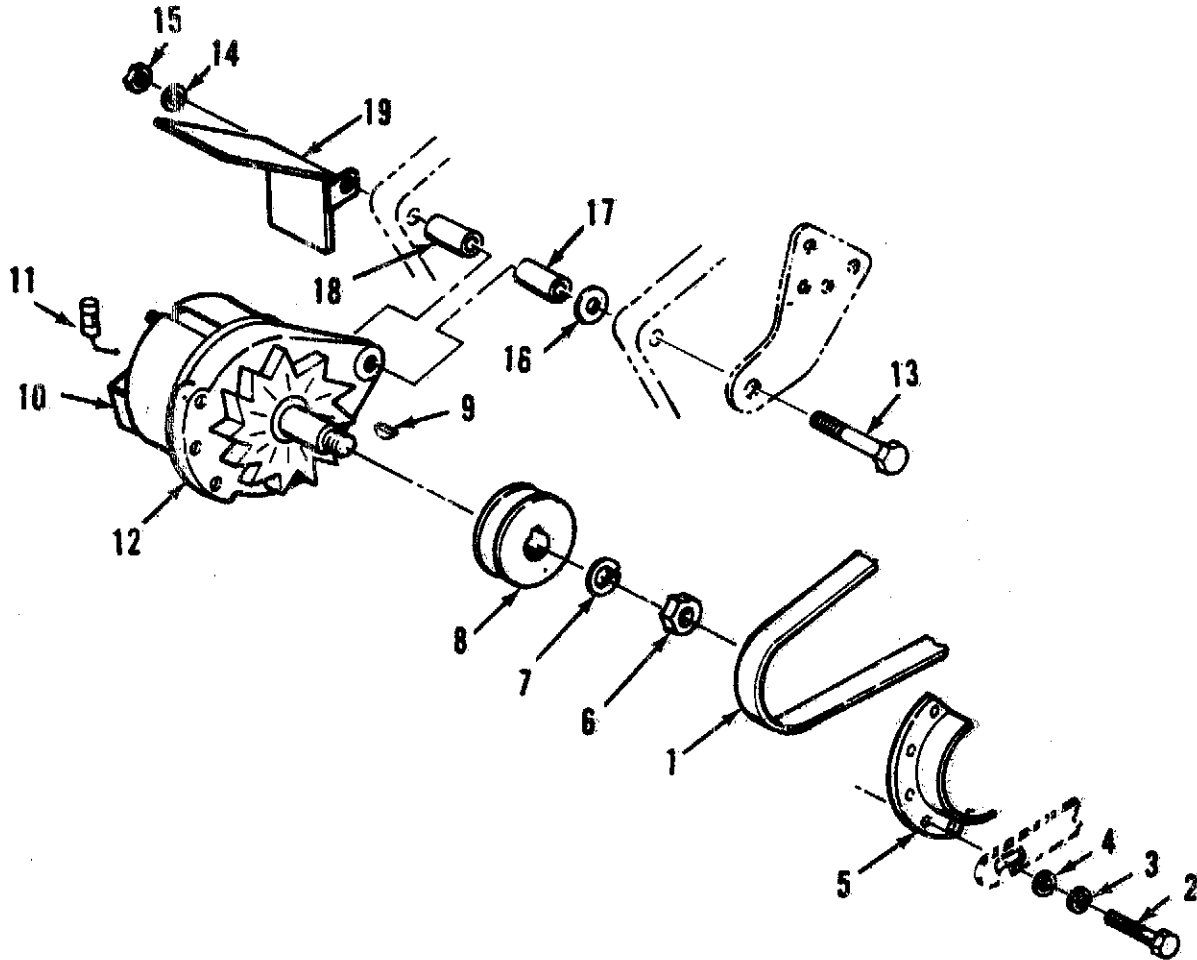
Air Cleaner



| REF NO. | PART NO. | QTY USED | PART DESCRIPTION |
|---------|----------|----------|---|
| 1 | 140-1083 | 1 | Cleaner, Air (Includes Element) |
| 2 | 140-1583 | 1 | Cleaner, Air with Breather Snorkel (Includes Element) |

| REF NO. | PART NO. | QTY USED | PART DESCRIPTION |
|---------|----------|----------|---|
| 3 | 140-1089 | 1 | Element |
| 4 | 140-0261 | 1 | Cleaner, Air - Oil Bath |
| 5 | 140-0379 | 1 | Cleaner, Air - Oil Bath with Breather Snorkel |

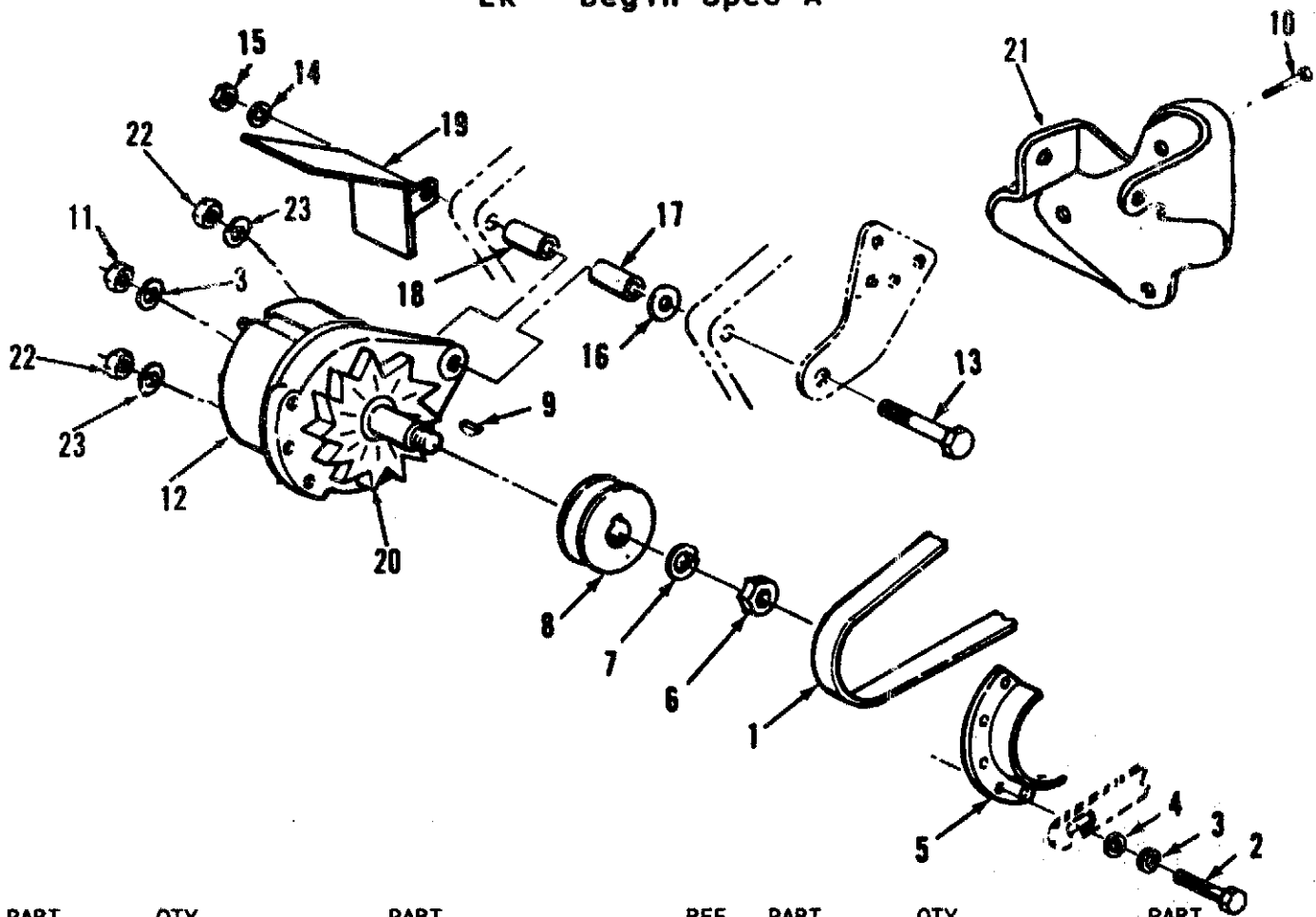
Alternator EK, EM - Spec C thru P



| REF NO. | PART NO. | QTY USED | PART DESCRIPTION | REF NO. | PART NO. | QTY USED | PART DESCRIPTION |
|---------|-----------|----------|--|---------|----------|----------|-------------------------------|
| 1 | 511-0074 | 1 | Belt, Drive | 14 | 850-0055 | 1 | Washer, Lock - Spring (7/16") |
| 2 | 800-0027 | 1 | Screw, Cap - Hex Head (5/16-18 x 7/8") | 15 | 862-0004 | 1 | Nut, Hex (7/16-14) |
| 3 | 850-0045 | 1 | Washer, Lock - Spring (5/16") | 16 | 526-0100 | 1 | Washer, Flat (1/2") |
| 4 | 526-0030 | 1 | Washer, Flat (3/8") | 17 | 191-0511 | 1 | Spacer, Sleeve (1-13/16"LG) |
| 5 | 191-0725 | 1 | Guard, Belt | 18 | 191-0716 | 1 | Spacer, Sleeve (2-3/4"LG) |
| 6 | 191-0941 | 1 | Nut, Hex (5/8-18) | 19 | 191-0578 | 1 | Shield, Heat |
| 7 | 850-0070 | 1 | Washer, Lock - Spring (5/8") | | | | |
| 8 | 191-0623 | 1 | Pulley | | | | |
| 9 | 515-0093 | 1 | Key, Woodruff (#5) | | | | |
| 10 | 191-1390 | 1 | Regulator, Voltage | | | | |
| 11 | 312-0201 | 1 | Capacitor | | | | |
| 12 | #191-1388 | 1 | *Alternator - 12 VDC | | | | |
| 13 | 800-0084 | 1 | Screw, Cap - Hex Head (7/16-14 x 4-1/2") | | | | |

- No longer available. For replacement, order kit 191-1873.
 * - For replacement parts, contact the Distribution Division of Prestolite Electric, Inc., Arlington Heights, IL 60005; and provide the model number of alternator.

Alternator
EK, EM - Begin Spec R
EK - Begin Spec A



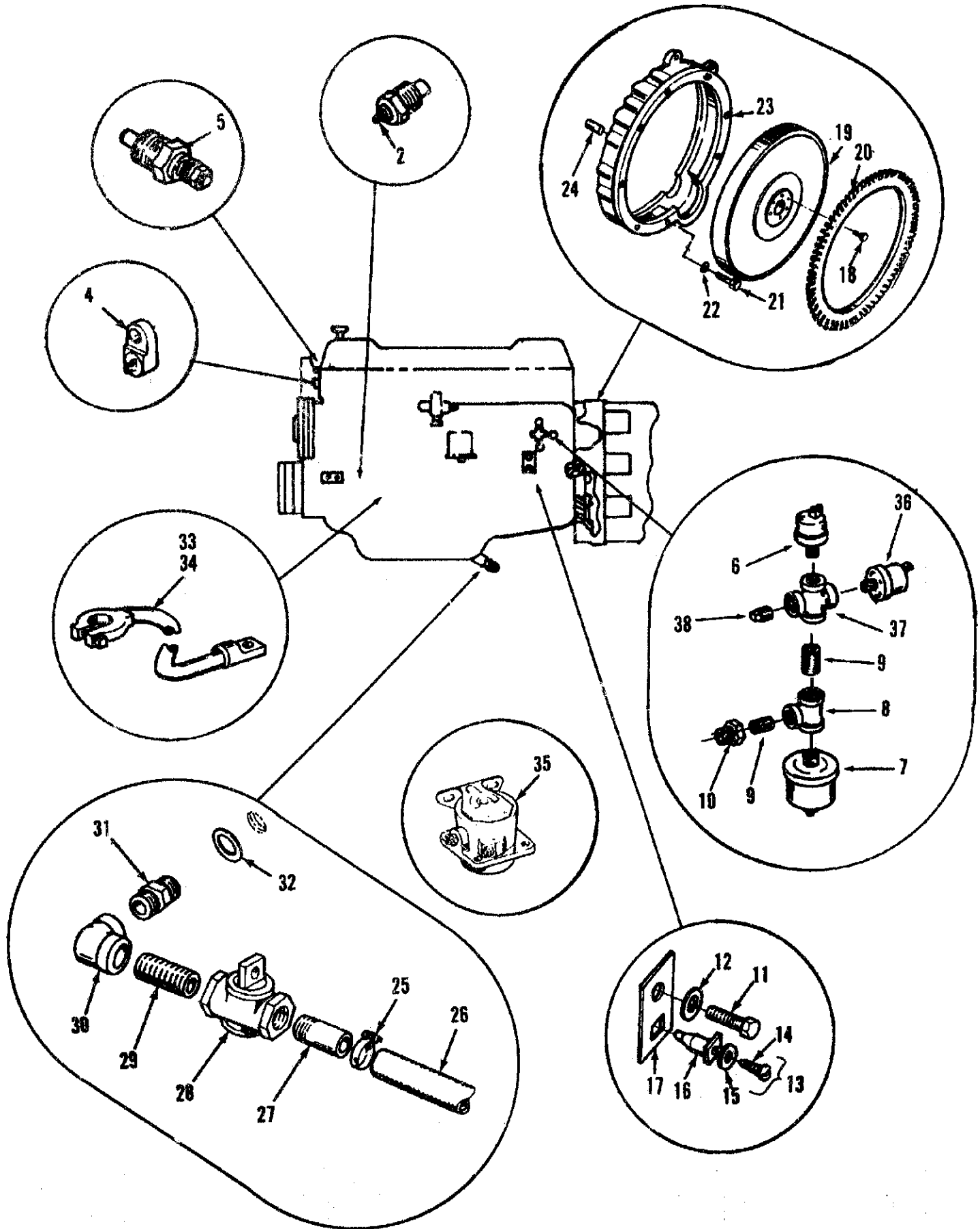
| REF NO. | PART NO. | QTY USED | PART DESCRIPTION |
|---------|----------------------------------|-------------|--|
| 1 | 511-0074 511-0175 | 1 2 | Belt, Drive Specs R,S Begin Spec T, Begin Spec A |
| 2 | 718-1037 718-1040 718-1039 | 1 1 1 | Screw, Cap - Hex Head Spec R Spec S Begin Spec T, Begin Spec A |
| 3 | 850-2008 | 2 | Washer, Lock - Spring (M8) |
| 4 | 526-2106 | 1 | Washer, Flat (M8) |
| 5 | 191-0725 | 1 | Guard, Belt |
| 6 | 191-0941 870-2161 | 1 1 | Nut, Hex Specs R (5/8"-18) Begin Spec S, Begin Spec A (M16) |
| 7 | 850-0070 851-0039 | 1 1 | Washer, Lock Specs R (5/8") Begin Spec S, Begin Spec A (M16) |
| 8 | 191-0623 191-2032 191-2035 | 1 1 1 | Pulley, Alternator Single Groove - Spec R Single Groove - Spec S Double Groove - Begin Spec T, Begin Spec A |
| 9 | 515-0093 | 1 | Key, Woodruff (#5) |
| 10 | 191-1411 | 3 | Bolt, Hex Lock (3/8-16 x .75") |
| 11 | 860-2008 | 1 | Nut, Hex (M8) Begin Spec S, Begin Spec A |
| 12 | 191-1983-01 191-1872 | 1 1 | Alternator - 12 VDC #Begin Spec S, Begin Spec A (Does Not Include Fan) *Spec R |
| 13 | 800-0084 800-2101 | 1 1 | Screw, Cap - Hex Head Spec R Begin Spec S, Begin Spec A |

| REF NO. | PART NO. | QTY USED | PART DESCRIPTION |
|---------|----------------------|----------|--|
| 14 | 850-0055 | 1 | Washer, Lock - Spring (7/16") |
| 15 | 862-0004 870-2056 | 1 1 | Nut, Lock (M10) Spec R Begin Spec S, Begin Spec A |
| 16 | 526-0100 | 1 | Washer, Flat (1/2") |
| 17 | 191-0571 191-2034 | 1 1 | Spacer, Sleeve Spec R Begin Spec S, Begin Spec A |
| 18 | 191-0716 | 1 | Spacer, Sleeve (2-3/4"LG) |
| 19 | 191-0578 | 1 | Shield, Heat |
| 20 | 191-1981 | 1 | Fan (Begin Spec S, Begin Spec A) |
| 21 | 191-1410 191-2061 | 1 1 | Bracket, Mounting - Alternator Spec R Begin Spec S, Begin Spec A |
| 22 | 860-2006 | 2 | Nut, Hex (M5) (Begin Spec S, Begin Spec A) |
| 23 | 850-2005 526-2106 | 2 1 | Washer Lock - Begin Spec S, Begin Spec A (M5) Flat - Begin Spec T (#8) |

* - For replacement parts, contact the Distribution Division of Prestolite Electric, Inc., Arlington Heights, IL 60005; and provide the model number of alternator.

- For replacement parts, contact Bosch. The Alternator is a Bosch 0 120 488 205.

Miscellaneous Engine Parts - Right Side

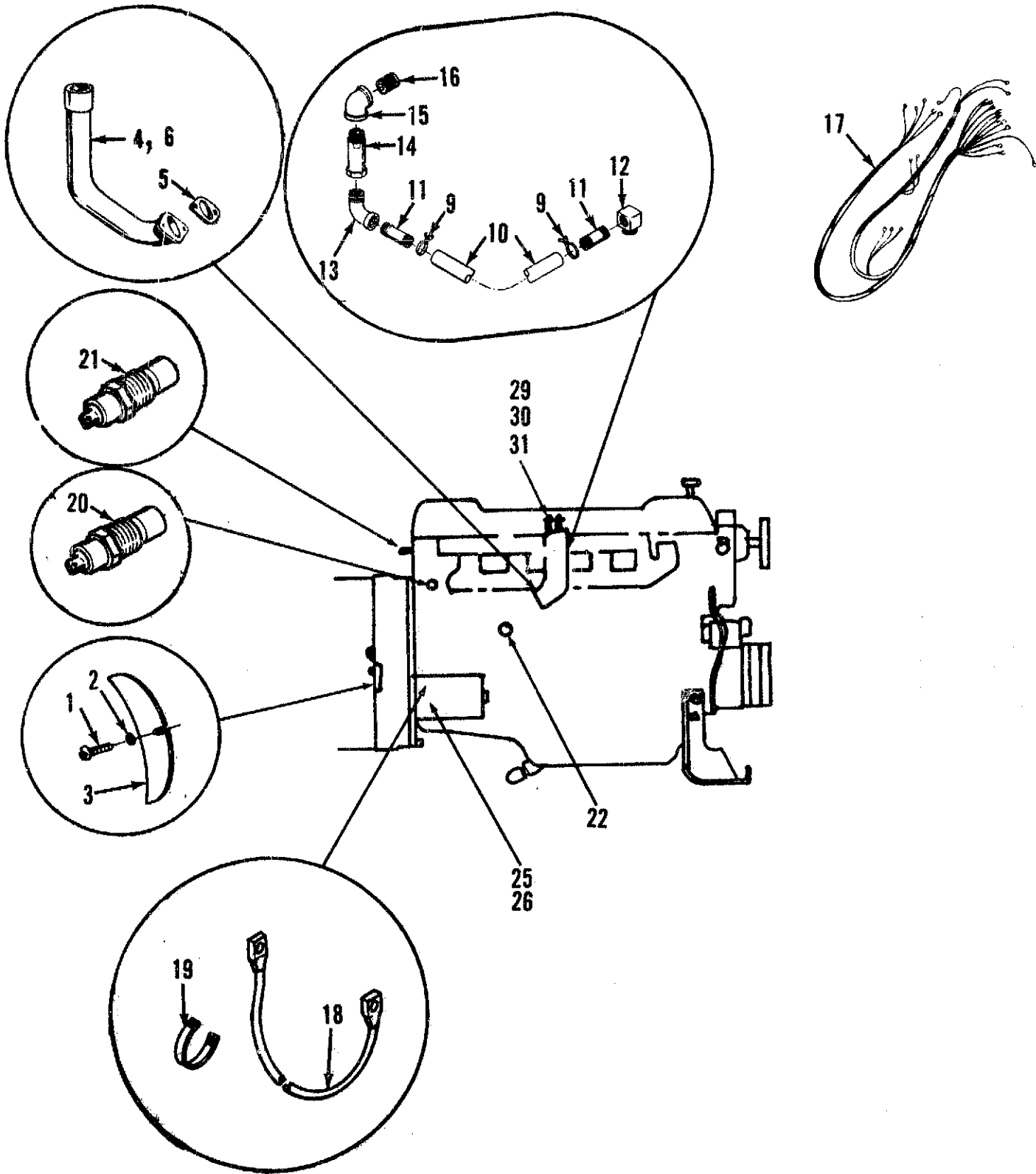


Miscellaneous Engine Parts - Right Side

| REF NO. | PART NO. | QTY USED | PART DESCRIPTION | REF NO. | PART NO. | QTY USED | PART DESCRIPTION |
|---------|-------------|----------|---|---------|-------------|----------|--|
| | | | | | 149-2304 | 1 | Pump, Fuel (Ford Part Number D2TE-9350-RA) (Not Illustrated) |
| 2 | | | Sender, Temperature - Oil E4 | | 102-1330 | 1 | Pan, Oil - Begin Spec R (Not Illustrated) |
| | 193-0353 | 1 | Begin Spec P | | | | Screw, Cap - Hex Head |
| | 193-0249 | 1 | Spec J Thru R | 21 | 800-0071 | 6 | 7/16-14 x 1" |
| | 193-0188 | 1 | Spec C Thru H | | 800-0073 | 2 | 7/16-14 x 1-1/2" - Begin Spec T |
| 4 | 309-0269 | 1 | Switch, Temperature - Engine S5 | 22 | 850-0055 | 6 | Washer, Lock - Spring (7/16") |
| | 800-0051 | 1 | Screw, Cap - Hex Head (3/8-16 x 1-1/4") | 23 | 231-0148 | 1 | Adapter, Generator |
| | 850-0050 | 1 | Washer, Lock - Spring (3/8") | 24 | 516-0167 | 1 | Pin, Alignment |
| | 526-0029 | 1 | Washer, Flat (3/8") | 25 | 503-0131 | 1 | Clamp, Hose |
| 5 | | | Sender, Temperature - Water E2 | 26 | 503-0891 | 1 | Hose, Rubber |
| | 193-0318 | 1 | Spec J Thru R - Begin Spec T | 27 | 505-0135 | 1 | Nipple, Pipe - Half (3/8 NPT x 1-1/2" LG) |
| | 193-0104 | 1 | Spec C Thru H | 28 | 504-0030 | 1 | Valve (3/8 NPT) |
| 6 | 309-0561-01 | 1 | Switch, Pressure - Oil (Shut-down) 1 Terminal - Normally Closed | 29 | 505-0101 | 1 | Nipple, Pipe - Close (3/8 NPT x 1" LG) |
| 7 | | | Sender, Pressure - Oil E1 | 30 | 505-0039 | 1 | Elbow, Pipe - 90 DEG (3/8 NPT) |
| | 193-0244 | 1 | Begin Spec J | 31 | 102-0652 | 1 | Adapter, Pipe - Hex |
| | 193-0108 | 1 | Spec C Thru H | 32 | 102-0664 | 1 | Gasket, Oil Drain |
| 8 | 505-0059 | 1 | Tee, Pipe (1/8 NPT) | 33 | 416-0021 | 1 | Cable, Battery - Positive (20-1/2" LG) |
| 9 | 505-0098 | 2 | Nipple, Pipe - Close (1/8 NPT) | 34 | 416-0613 | 1 | Cable, Battery - Negative (10" LG) |
| 10 | 505-0007 | 1 | Bushing, Reducer - Hex (1/4 NPT x 1/8 NPT) | | 800-0069 | 1 | Screw, Cap - Hex Head (7/16-14 x 3/4") |
| 11 | 800-0026 | 1 | Screw, Cap - Hex Head (5/16-18 x 3/4") | | 850-0055 | 1 | Washer, Lock - Spring (7/16") |
| 12 | 856-0008 | 1 | Washer, Lock - EIT (5/16") | | 856-0012 | 1 | Washer, Lock - EIT (7/16") |
| 13 | 332-1292 | 1 | Board, Terminal (Includes Parts Marked *) | 35 | | | Solenoid, Start - 12 VDC K6 |
| 14 | 809-0036 | 1 | *Screw, Round Head (#8 x 7/8") | | 307-1166 | 1 | Begin Spec P |
| 15 | 508-0015 | 1 | *Washer, Insulating (#8) | | 307-1031 | 1 | Spec C thru N |
| 16 | 870-0196 | 1 | *Nut, Insulating (#8) | | 800-0005 | 2 | Screw, Cap - Hex Head (1/4-20 x 3/4") |
| 17 | 332-1281 | 1 | *Plate, Mounting - Terminal | | 850-0040 | 2 | Washer, Lock - Spring (1/4") |
| 18 | 104-0745 | 6 | Bolt, Cap - Hex Head | | 862-0001 | 2 | Nut, Hex (1/4-20) |
| 19 | 104-0719 | 1 | Flywheel (Includes Ring Gear) | 36 | 309-0561-05 | 1 | Switch, Pressure - Oil (Pre-LOP) |
| 20 | 104-0723 | 1 | Gear, Ring | 37 | 505-0059 | 1 | Cross, Pipe (1/8 NPT) |
| | | | | 38 | 505-0057 | 1 | Plug, Pipe (1/8" NPT) |

* - Parts included in Terminal Board.

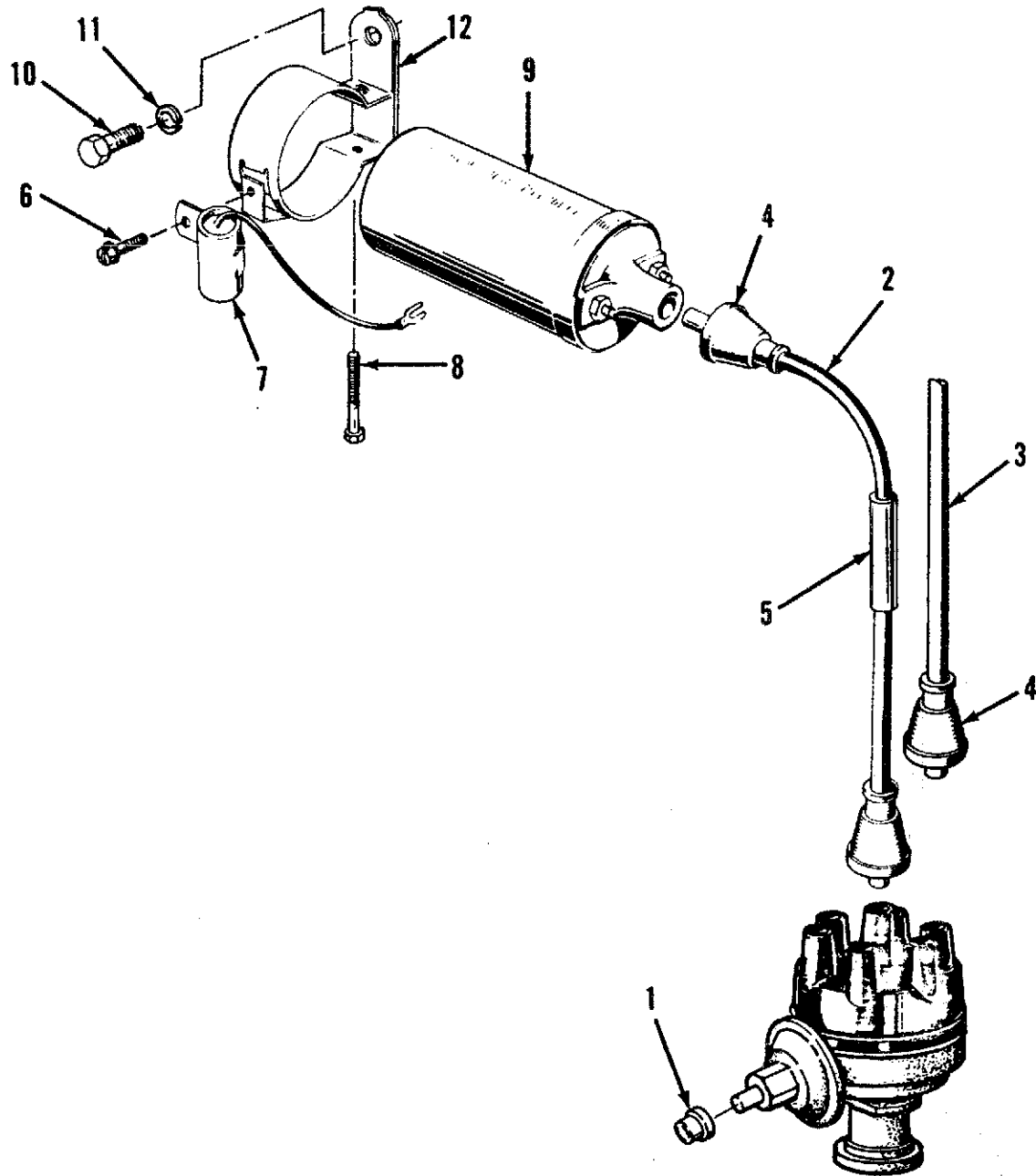
Miscellaneous Engine Parts - Left Side



Miscellaneous Engine Parts - Left Side

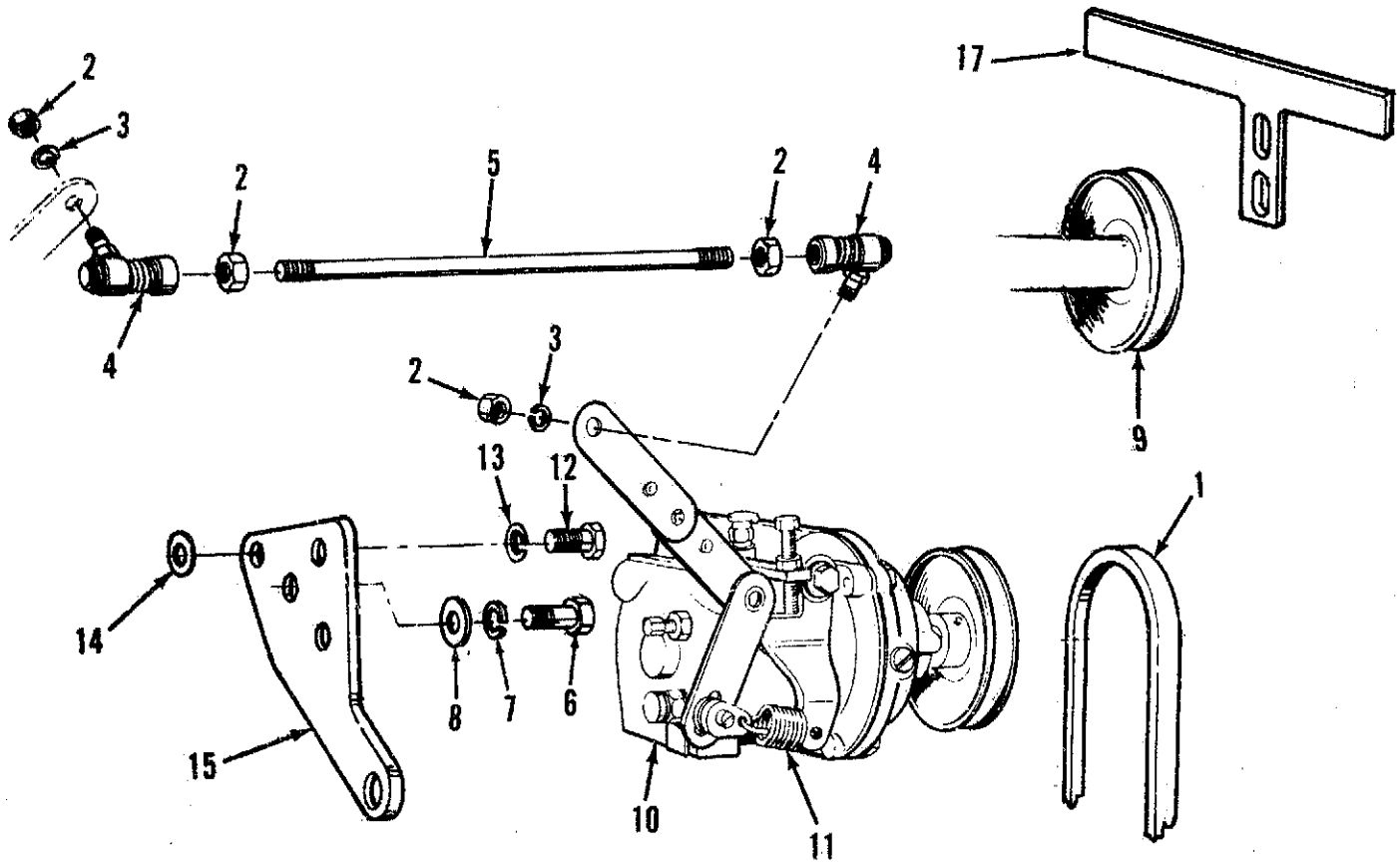
| REF NO. | PART NO. | QTY USED | PART DESCRIPTION | REF NO. | PART NO. | QTY USED | PART DESCRIPTION |
|---------|----------|----------|--|---------|----------|----------|--|
| 1 | 812-0077 | 1 | Screw, Machine - Round Head (#8-32 x 3/8") | 18 | 336-3064 | 1 | Cable, Electrical |
| 2 | 850-0025 | 1 | Washer, Lock - Spring (#8) | | 800-0004 | 1 | Screw, Cap - Hex Head (1/4-20 x 3/4") |
| 3 | 191-0773 | 1 | Cover, Starter | | 850-0040 | 1 | Washer, Lock - Spring (1/4") |
| 4 | 155-1107 | 1 | Tube, Exhaust Spec C Thru M | | 526-0214 | 1 | Washer, Flat (1/4") |
| | 870-0203 | 2 | Nut, Hex (7/16-20) | 19 | 416-0096 | 3 | Clamp, Cable - Battery Switch, Thermostatic - Water S2 (Shutdown) Begin Spec J |
| | 520-0404 | 2 | Stud (7/16-20 x 7/16-14 x 1-11/16"LG) | 20 | | | Spec C Thru H |
| 5 | 155-0923 | 1 | Gasket Spec C Thru M | | 309-0312 | 1 | Switch, Thermostatic - Water S7 (Pre-Alarm) |
| 6 | 155-1993 | 1 | Tube, Exhaust - Begin Spec N | 21 | 309-0178 | 1 | Cock, Drain |
| 9 | 503-0614 | 2 | Clamp, Hose | 22 | 504-0003 | 1 | |
| 10 | 503-0890 | 1 | Hose, Rubber | 25 | 191-2117 | 1 | Starter |
| 11 | 505-0302 | 2 | Nipple, Pipe - Half (1/4 NPT x 1-1/2"LG) | 26 | 191-1407 | 2 | Bolt and Washer (3/8 x 1-3/8") |
| 12 | 123-1044 | 1 | Adapter, Breather | | | | |
| 13 | 505-0011 | 1 | Elbow, Pipe - Street, 90 DEG (1/4 NPT) | 29 | 520-0311 | 2 | Stud, Steel |
| 14 | 123-0910 | 1 | Valve - Breather | 30 | 854-0020 | 2 | Washer, Lock - EIT (3/8") |
| 15 | 505-0038 | 1 | Elbow, Pipe - 90 DEG (1/4 NPT) | 31 | 104-0091 | 2 | Nut, Hex (3/8-24) |
| 16 | 505-0071 | 1 | Nipple, Pipe (1/4 NPT x 2"LG) | | | | |
| 17 | | | Harness, Wiring | | | | |
| | 338-0533 | 1 | Engine to DC Control with 5 Fault Lights | | | | |
| | 338-0628 | 1 | Spec C Thru N | | | | |
| | 338-1962 | 1 | Spec P | | | | |
| | 338-2675 | 1 | Begin Spec S (Use with Bosch Alternator) | | | | |
| | 166-0727 | 1 | Spec R | | | | |

Ignition System - Spec C Through N



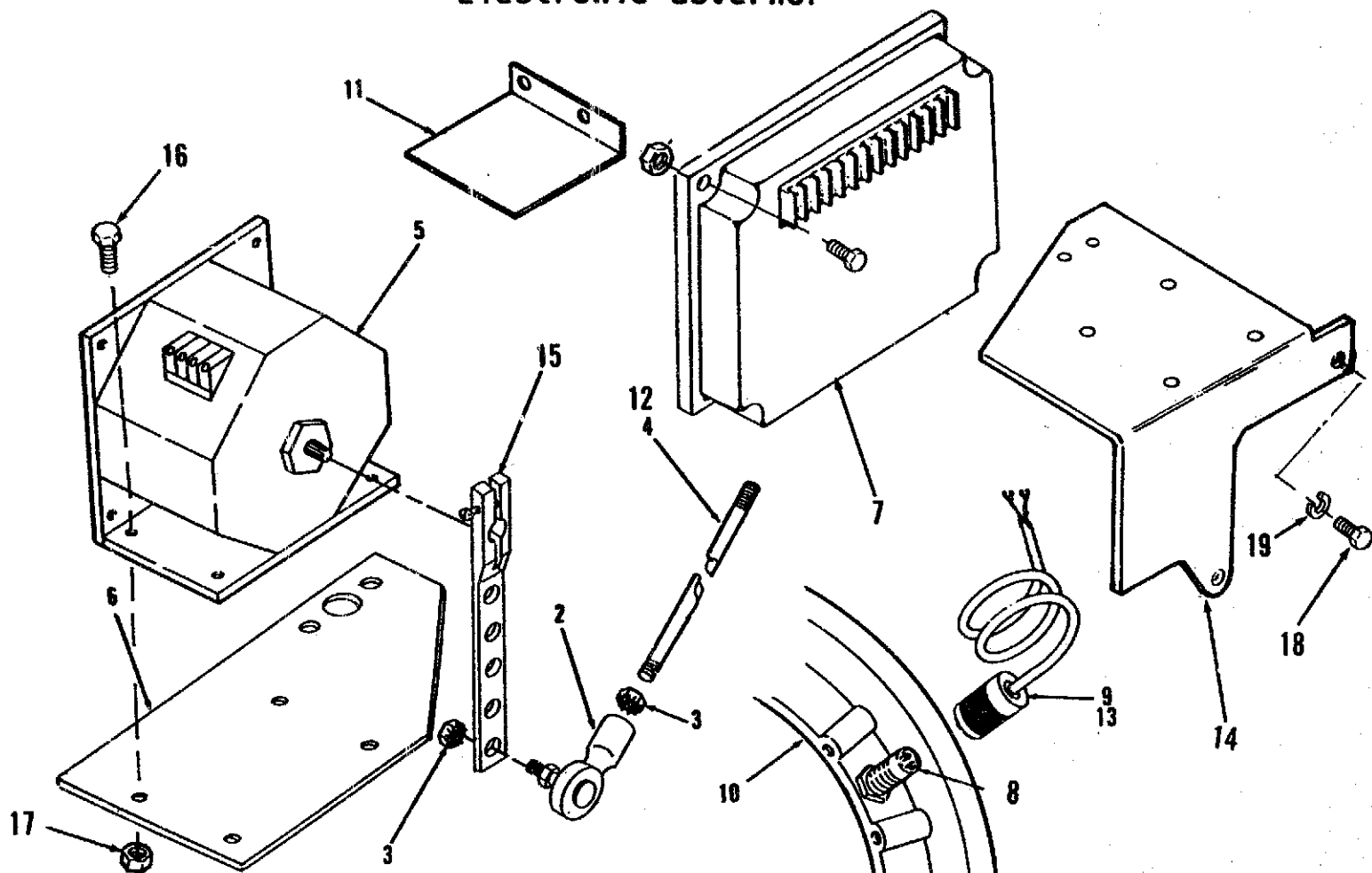
| REF NO. | PART NO. | QTY USED | PART DESCRIPTION | REF NO. | PART NO. | QTY USED | PART DESCRIPTION |
|---------|----------|----------|--|---------|----------|----------|--|
| 1 | 517-0090 | 1 | Plug, Distributor Vacuum Advance | 6 | 815-0504 | 1 | Screw, Tapping - Hex Washer Head (#6 x 3/8") |
| 2 | 167-1528 | 1 | Cable, Coil to Distributor | 7 | 312-0058 | 1 | Capacitor |
| 3 | 167-1532 | 1 | Set, Cable - Spark Plug (Includes As Follows) | 8 | 166-0286 | 1 | Screw, Special - Coil Bracket |
| | 167-1525 | 1 | Cylinder #1 | 9 | | | Coil, Ignition |
| | 167-1526 | 1 | Cylinder #2 | | 166-0268 | 1 | Six Volt |
| | 167-1527 | 1 | Cylinder #3 | | 166-0278 | 1 | Twelve Volt |
| | 167-1529 | 1 | Cylinder #4 | 10 | 800-0026 | 1 | Screw, Cap - Hex Head (5/17-18 x 3/4") |
| | 167-1530 | 1 | Cylinder #5 | | | | |
| | 167-1531 | 1 | Cylinder #6 | 11 | 850-0045 | 1 | Washer, Lock - Spring (5/16") |
| 4 | 160-0558 | 8 | Nipple, Cable | 12 | 160-1045 | 1 | Bracket, Mounting |
| 5 | 314-0006 | 1 | Suppressor, Ignition | | | | |

Mechanical Governor



| REF NO. | PART NO. | QTY USED | PART DESCRIPTION | REF NO. | PART NO. | QTY USED | PART DESCRIPTION |
|---------|----------|----------|---|---------|----------|----------|--|
| 1 | 511-0077 | 1 | Belt, Drive | 7 | 850-0050 | 3 | Washer, Lock - Spring (3/8") |
| | 511-0164 | 1 | Dry Manifold Set - .38" Width (Used Thru October 1987) | 8 | 526-0030 | 3 | Washer, Flat (3/8") |
| | 511-0078 | 1 | Dry Manifold - 3/8" Width - 28.5" Long (Used Begin November 1987) | 9 | 512-0051 | 1 | Pulley, Water Pump |
| | 511-0179 | 1 | Wet Manifold Set - 13/32" Width | | 130-3930 | 1 | Governor Drive - Spec C-R |
| | 511-0174 | 1 | V-Belt - 1/2" Width | 10 | 151-0312 | 1 | Water Pump - 3-Groove Begin Spec S |
| 2 | 115-0025 | 4 | V-Belt (Begin Spec T) | | 150-2495 | 1 | Governor (Includes Pulley) Spec C-R |
| | 115-0025 | 3 | Nut, Hex (1/4-28) | 11 | 151-0579 | 1 | Begin Spec T - 35EK-Spec A |
| 3 | 850-0040 | 2 | Dry Manifold Set | 12 | 850-0010 | 1 | Spring, Governor (50 Hertz Sets Only) |
| | 850-0040 | 1 | Wet Manifold Set | 13 | 850-0045 | 1 | Screw, Cap - Hex Head (5/16-24 x 1-1/4") |
| 4 | 150-0638 | 2 | Washer, Lock - Spring (1/4") | 14 | 526-0115 | 1 | Washer, Lock - Spring (5/16") |
| 5 | 520-0214 | 1 | Dry Manifold Set | 15 | 150-2249 | 1 | Washer, Flat (5/16") |
| | 520-0515 | 1 | Wet Manifold Set | | 150-2496 | 1 | Bracket, Mounting Used Prior To Spec T |
| 6 | 801-0050 | 3 | Joint, Ball | 16 | 526-0029 | 1 | Begin Spec T |
| | | | Stud | 17 | 130-4271 | 1 | Washer, Flat (3/8") |
| | | | | | | | Wet Manifold Set - Spec T |
| | | | | | | | Guard, Belt - Begin Spec C - EK, Begin Spec V - EM |

Electronic Governor

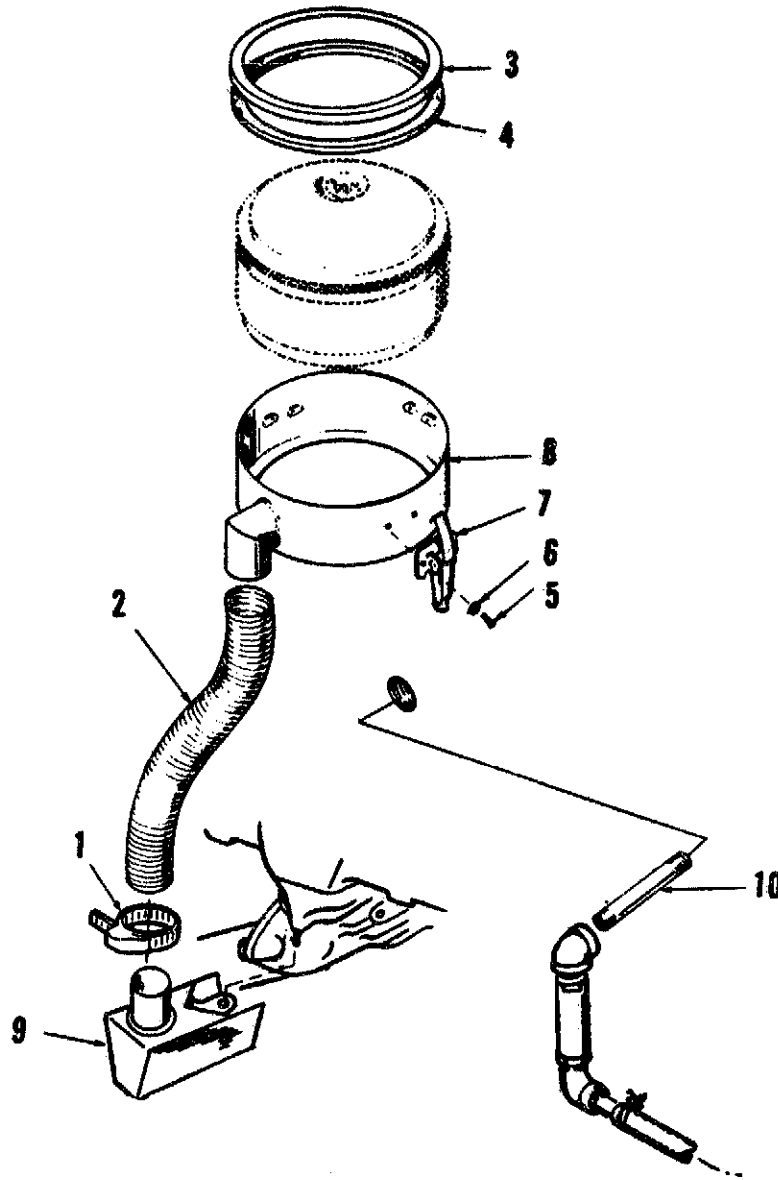


| REF NO. | PART NO. | QTY USED | PART DESCRIPTION | REF NO. | PART NO. | QTY USED | PART DESCRIPTION |
|---------|----------|----------|--|---------|-------------|----------|--|
| 1 | 151-0596 | 1 | Package, Mounting - Governor | 7 | 151-0605 | 1 | Controller, Governor (12 VDC) |
| | 151-0707 | 1 | Spec C-R (Barber Coleman Part No. DYNK10163) | | 151-0624 | 1 | Begin Spec R - 35EK-Spec A |
| | 151-0710 | 1 | Begin Spec S (Barber Coleman Part No. DYNK10163-1) | | 813-0102 | 4 | Begin Spec T - 35EK-Spec A |
| 2 | | | Joint, Ball | | | | Screw, Machine - Round Head (#10-32 x 5/8") (Not Illustrated) |
| | 150-0939 | 2 | Spec C-R | | 870-0131 | 4 | Nut, Hex with ET Lock Washer (#10-32) (Not Illustrated) |
| | 150-0638 | 2 | Spec S, T 35EK-Spec A (10-32) | | 813-0102 | 4 | Screw, Machine - Round Head (#10-32 x .625") (Not Illustrated) |
| 3 | | | Nut, Hex with ET Lock Washer | 8 | | | Pickup, Magnetic |
| | 870-0131 | 4 | Spec C-R (#10-32) | | 151-0411 | 1 | 4" Thread Length |
| | 115-0025 | 4 | Spec S, T 35EK-Spec A (Tappet, 1/4-28 Hard) | | 151-0433 | 1 | 2-1/2" Thread Length |
| 4 | | | Stud | 9 | 338-1765-01 | 1 | Harness, Wiring |
| | 150-1923 | 1 | Spec C-R | 10 | 231-0157 | 1 | Adapter, Generator |
| | 520-0214 | 1 | Spec S | 11 | 155-1984 | 1 | Shield, Heat (Used with Dry Manifold Only) |
| 5 | | | Actuator, Governor (12 VDC) | 12 | 152-0329 | 1 | Rod, Throttle - Begin Spec T - 35EK-Spec A (Dry Manifold) |
| | 151-0566 | 1 | Begin Spec R, S | | 152-0341 | 1 | Wet Manifold |
| | 151-0625 | 1 | Begin Spec T - 35EK-Spec A | 13 | 151-0629 | 1 | Cable, Magnetic Pickup - Begin Spec T - 35EK-Spec A |
| | 800-0031 | 4 | Screw, Cap - Hex Head (5/16-18 x 1-1/2") (Mounts Gov. Mtg. Pkg. to Actuator) (Not Illustrated) | 14 | 150-2497 | 1 | Bracket, Governor |
| | 850-0045 | 4 | Washer, Lock - Spring (5/16") (Not Illustrated) | 15 | 150-2145 | 1 | Lever, Governor Actuator |
| | 870-0048 | 4 | Nut, Hex (5/16-18) (Not Illustrated) | 16 | 800-0008 | 4 | Screw, Lock Head (1/4-20 x 1.25") |
| 6 | | | *Bracket, Mounting (Wet Manifold) | 17 | 870-0212 | 4 | Nut, Lock Head (1/4-20) |
| | 151-0619 | 1 | Spec C-S | 18 | 800-0051 | 2 | Screw, Cap - Hex Head (3/8-16 x 1.25") |
| | 150-2551 | 1 | Begin Spec T | 19 | 850-0051 | 2 | Washer, Lock (3/8") |
| | 150-2583 | 1 | Begin Spec T (Dry Manifold) | 20 | 800-0052 | 4 | Screw, Cap - Hex Head (3/8 - 16 x 1.5") |

* Use on Wet Manifold Installation only; for Bracket used on Dry Manifold, contact Barber-Coleman Co. - order part number DYNK-102.

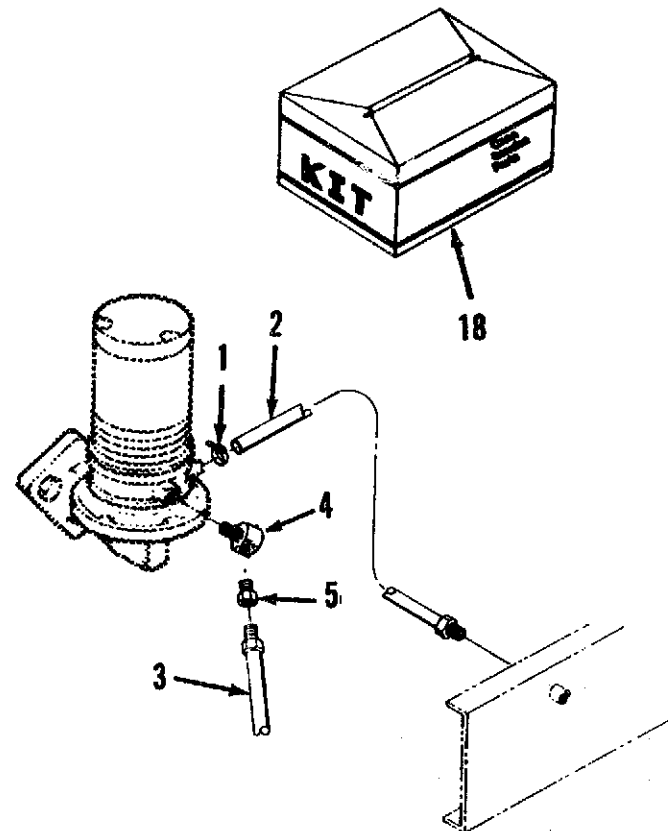
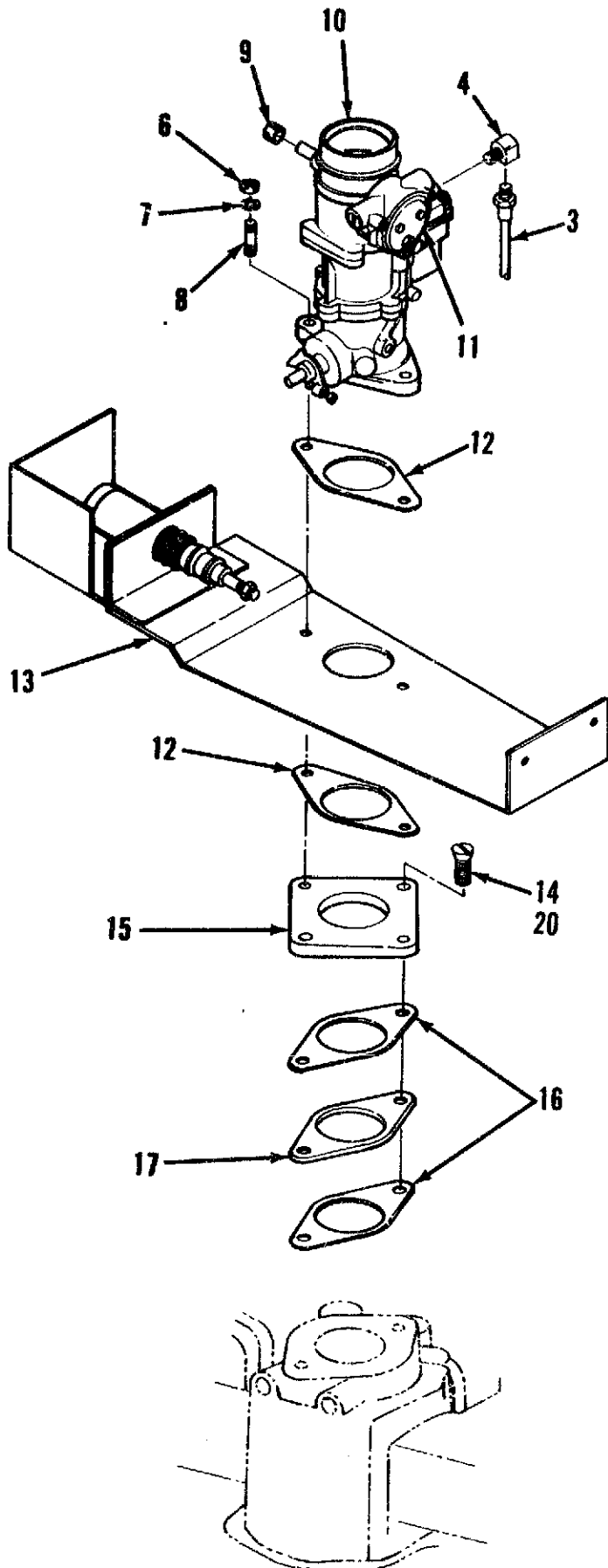
Redistribution or publication of this document by any means, is strictly prohibited.

Air Heater



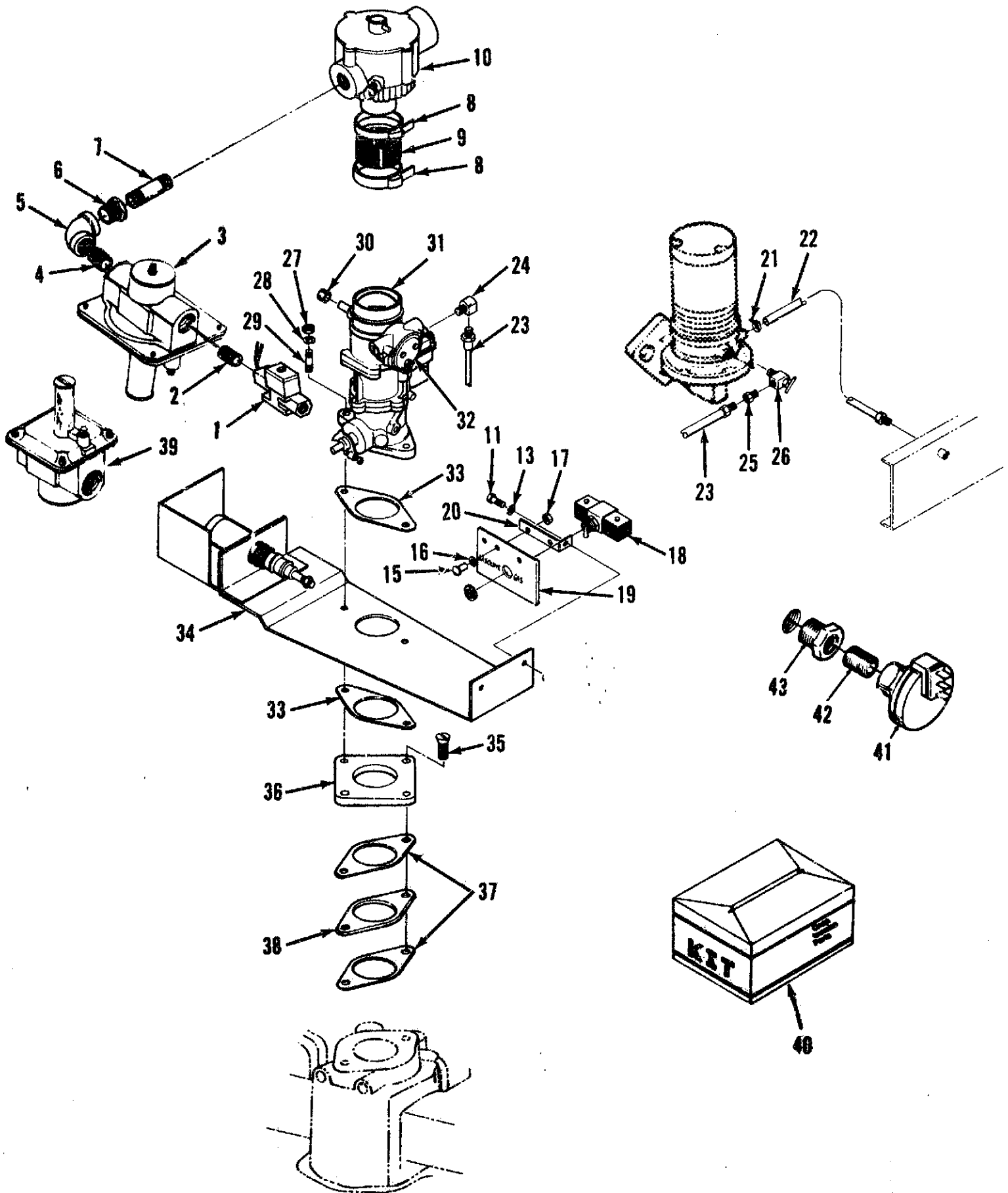
| REF NO. | PART NO. | QTY USED | PART DESCRIPTION | REF NO. | PART NO. | QTY USED | PART DESCRIPTION |
|---------|----------|----------|-------------------------------------|---------|----------|----------|--|
| | 133-0204 | 1 | Heater, Air (Kit) | 5 | 812-0077 | 6 | Screw, Tapping - Round Head (#8-32 x 3/8") |
| 1 | 503-0365 | 2 | Clamp, Hose | 6 | 850-0025 | 6 | Washer, Lock - Spring (#8) |
| 2 | 503-0245 | 1 | Hose, Air - Flexible | 7 | 406-0105 | 3 | Fastener |
| 3 | 133-0202 | 1 | Retainer | 8 | 133-0201 | 1 | Duct, Heater |
| 4 | 895-0098 | - | Strip, Foam (Bulk) 2 FT Required | 9 | 133-0203 | 1 | Plenum, Heater |
| | | | | 10 | 505-0217 | 1 | Nipple, Pipe (1/4 NPT x 4-1/2" LG) |

Gasoline Fuel System



| REF NO. | PART NO. | QTY USED | PART DESCRIPTION |
|---------|----------|----------|--|
| 1 | 503-0685 | 1 | Clamp, Hose |
| 2 | 501-0134 | 1 | Line, Fuel - Flexible |
| 3 | 149-1052 | 1 | Line, Fuel - Metal Tubing |
| 4 | 502-0002 | 2 | Elbow, Pipe - 90 DEG, Brass |
| 5 | 502-0354 | 1 | Adapter, Tube to Pipe |
| 6 | 104-0091 | 2 | Nut, Hex (3/8-24) |
| 7 | 854-0020 | 2 | Washer, Lock - IT (3/8") |
| 8 | 520-0311 | 2 | Stud |
| 9 | 141-0372 | 1 | Knob - Choke Shaft |
| 10 | 141-0869 | 1 | Carburetor, Gasoline |
| 11 | 141-0911 | 1 | Cover, Choke with Heater |
| 12 | 145-0120 | 2 | Gasket |
| 13 | | | Anti-Dieseling System (See Separate Page for Components) |
| 14 | 814-0200 | 2 | Screw, Machine - Flat Head (3/8-16 x 1-1/4") |
| 15 | | | Adapter, Carburetor |
| | 148-0774 | 1 | Begin Spec H |
| | 148-0593 | 1 | Spec C Thru G |
| 16 | | | Gasket |
| | 148-0775 | 2 | Begin Spec H |
| | 154-2801 | 2 | Spec C Thru G - Begin Spec R |
| 17 | | | Plate, Restricting (EK Only) |
| | 145-0494 | 1 | Spec H Thru L |
| | 145-0467 | 1 | Spec C Thru G |
| 18 | 141-0563 | 1 | Kit, Repair - Carburetor |
| 19 | 526-0015 | 1 | Washer, Flat (1/4") |
| 20 | 800-0053 | 2 | Screw, Cap - Hex Head - Begin Spec T (3/8-16 x 1-3/4") |

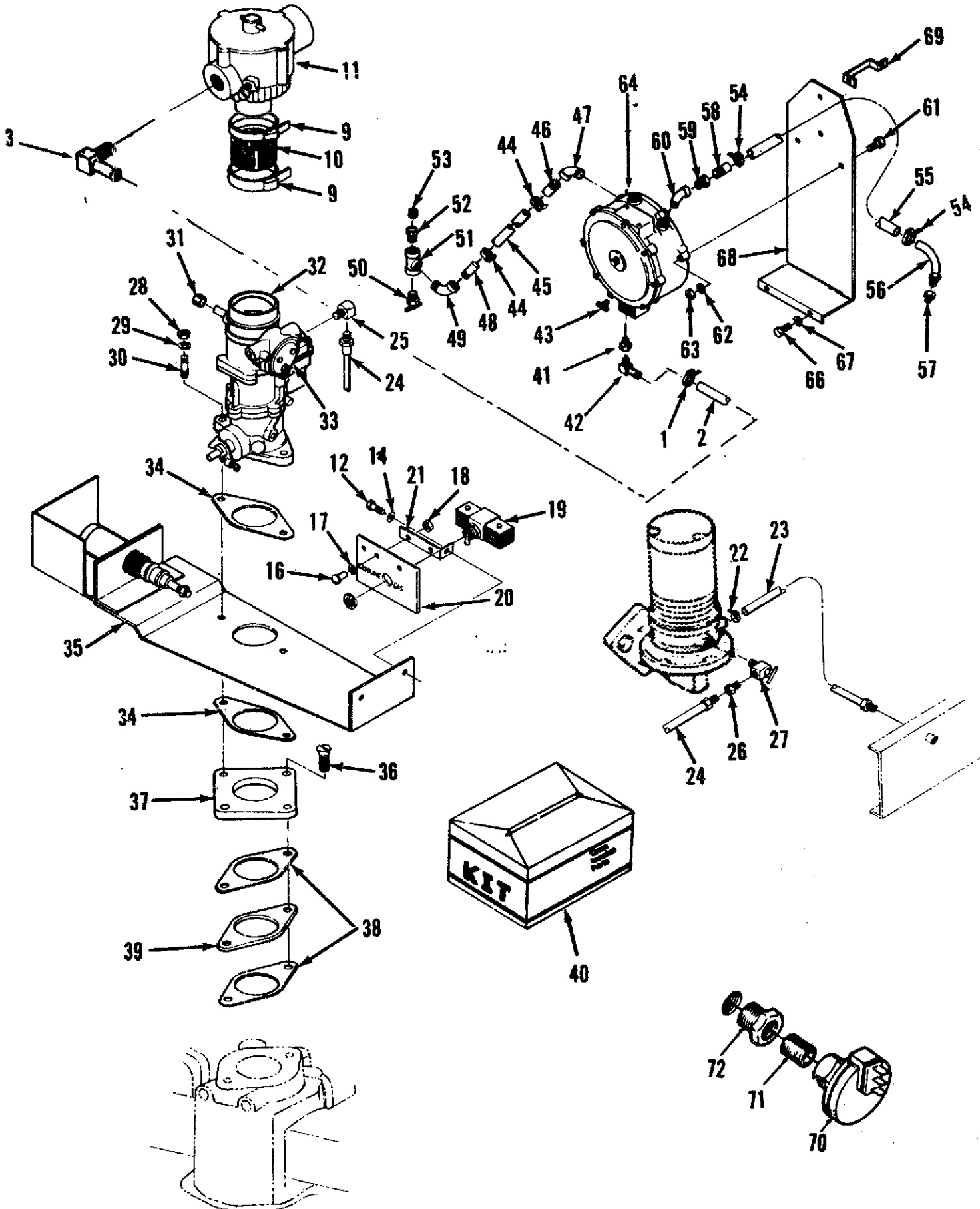
Gasoline and Liquid Gas Vapor or Natural Gas Fuel System



Gasoline and Liquid Gas Vapor or Natural Gas Fuel System

| REF NO. | PART NO. | QTY USED | PART DESCRIPTION | REF NO. | PART NO. | QTY USED | PART DESCRIPTION |
|---------|----------|----------|---|---------|----------|----------|--|
| 1 | 307-0312 | 1 | Valve, Solenoid - 12 VDC (3/4 NPT) | 25 | 502-0354 | 1 | Adapter, Tube to Pipe |
| 2 | 505-0102 | 1 | Nipple, Pipe - Close (3/4 NPT x 1-3/8"LG) | 26 | 504-0007 | 1 | Valve - Fuel |
| 3 | 148-0637 | 1 | Regulator, Pressure - Liquid Gas Vapor (3/4 NPT) | 27 | 104-0091 | 2 | Nut, Hex (3/8-24) |
| 4 | 505-0102 | 1 | Nipple, Pipe - Close (3/4 NPT x 1-3/8"LG) | 28 | 854-0020 | 2 | Washer, Lock - IT (3/8") |
| 5 | 505-0132 | 1 | Elbow, Pipe - 90 DEG (3/4 NPT) | 29 | 520-0311 | 2 | Stud |
| 6 | 505-0021 | 1 | Bushing, Reducer - Hex (3/4 NPT x 1/2 NPT) | 30 | 141-0372 | 1 | Knob - Choke Shaft |
| 7 | 505-0100 | 1 | Nipple, Pipe - Close (1/2 NPT x 1-1/8"LG) | 31 | 141-0869 | 1 | Carburetor, Gasoline |
| 8 | 503-0999 | 2 | Clamp, T Bolt | 32 | 141-0911 | 1 | Cover, Choke with Heater |
| 9 | 503-0542 | 1 | Hose | 33 | 145-0120 | 2 | Gasket |
| 10 | 148-0691 | 1 | Mixer - Gas Vapor | 34 | | | Anti-Dieseling System (See Separate Page for Components) |
| 11 | 800-0025 | 1 | Screw, Cap - Hex Head (5/16-18 x 5/8") | 35 | 814-0200 | 2 | Screw, Machine - Flat Head (3/8-16 x 1-1/4") |
| 13 | 850-0045 | 1 | Washer, Lock - Spring (5/16") | 36 | | | Adapter, Carburetor |
| 15 | 813-0098 | 2 | Screw, Machine - Round Head (#10-32 x 3/8") | | 148-0774 | 1 | Begin Spec H |
| 16 | 850-0030 | 2 | Washer, Lock - Spring (#10) | | 148-0593 | 1 | Spec C Thru G |
| 17 | 870-0053 | 2 | Nut, Hex (#10-32) | 37 | | | Gasket |
| 18 | 308-0005 | 1 | Switch, Toggle | | 148-0775 | 2 | Begin Spec H |
| 19 | 308-0150 | 1 | Plate, Mounting | | 154-2801 | 2 | Spec C Thru G |
| 20 | 306-0155 | 1 | Bracket, Mounting | 38 | | | Plate, Restricting (EK Only) |
| 21 | 503-0685 | 1 | Clamp, Hose | | 145-0494 | 1 | Spec H Thru L |
| 22 | 501-0134 | 1 | Line, Fuel - Flexible | | 145-0467 | 1 | Spec C Thru G |
| 23 | 149-1052 | 1 | Line, Fuel - Metal Tubing | 39 | 148-0597 | 1 | Regulator, Pressure - Nat Gas (3/4 NPT) |
| 24 | 502-0002 | 1 | Elbow, Pipe - 90 DEG, Brass | 40 | 141-0563 | 1 | Kit, Repair - Carburetor |
| | | | | 41 | 148-0367 | 1 | Switch, Control - Vacuum (12 VDC) |
| | | | | 42 | 505-0098 | 1 | Nipple, Pipe - Close |
| | | | | 43 | 505-0007 | 1 | Bushing, Reducer - Hex |
| | | | | 44 | 503-1142 | 2 | Clamp, Hose |

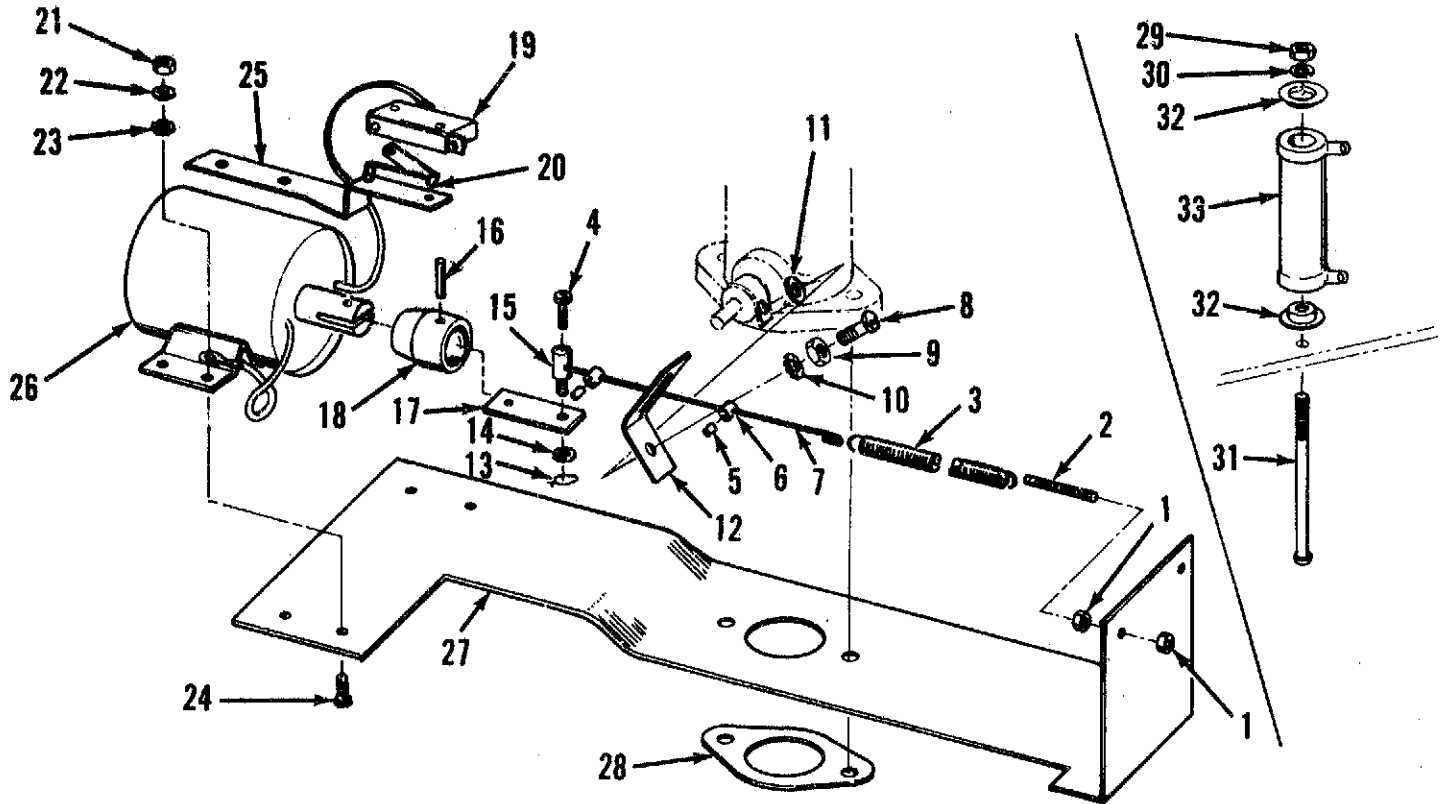
Gasoline and Liquid Gas Fuel System



Gasoline and Liquid Gas Fuel System

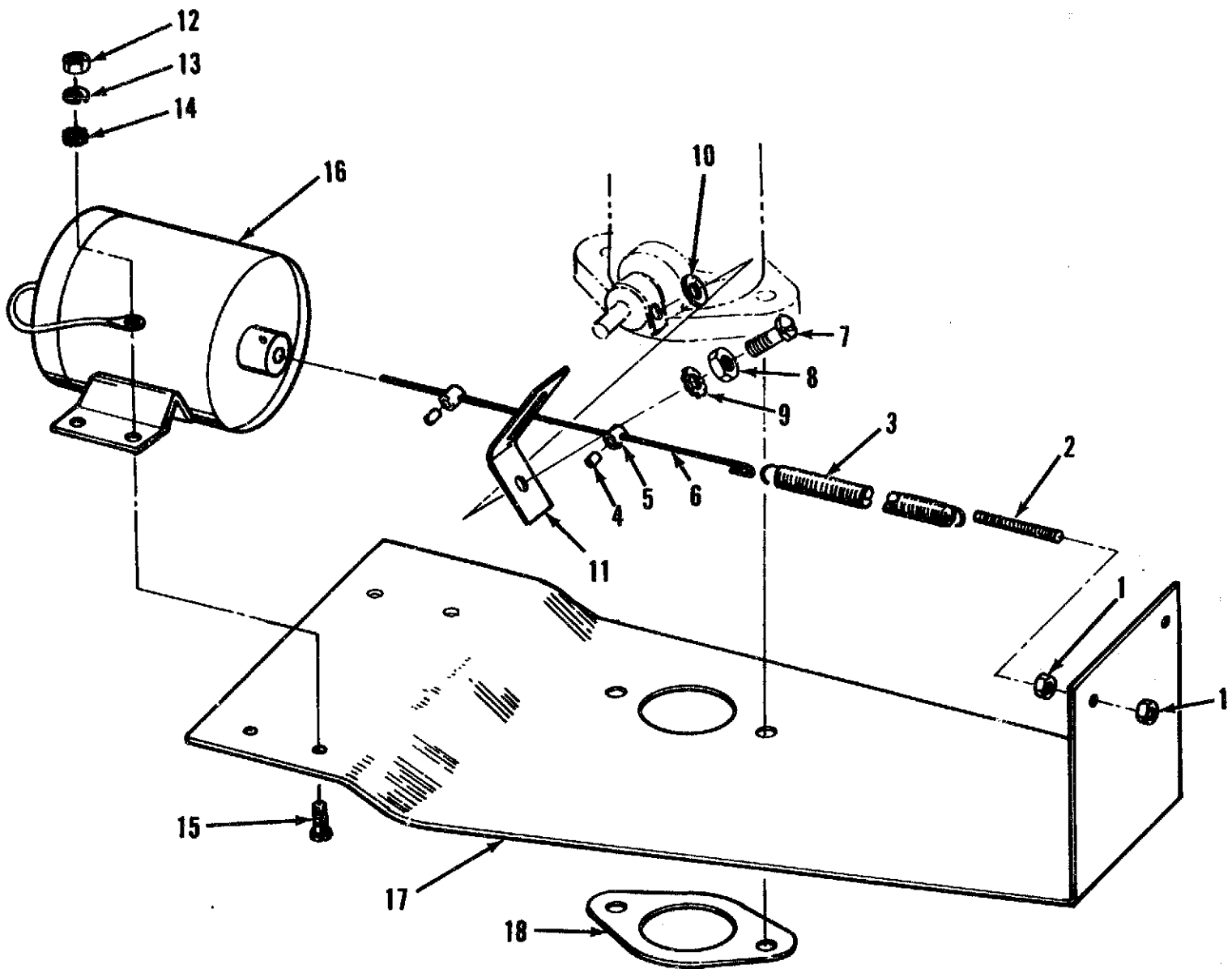
| REF NO. | PART NO. | QTY USED | PART DESCRIPTION | REF NO. | PART NO. | QTY USED | PART DESCRIPTION |
|---------|----------|----------|--|----------|----------|----------|--|
| 1 | | | Clamp, Hose | 39 | | | Plate, Restricting (EK Only) |
| | 503-1137 | 2 | Spec C-S (Min 5/16" - Max #16) | 145-0494 | 1 | | Spec H Thru L |
| | 503-0398 | 2 | Begin Spec T (Min 13/16" - Max 1-3/4") | 145-0467 | 1 | | Spec C Thru G |
| 2 | | | Hose | 40 | 141-0563 | 1 | Kit, Repair - Carburetor |
| | 503-1103 | 1 | 22.5" Long x 1" ID - 45EM - Begin Spec S | 41 | 505-0022 | 1 | Bushing, Reducer - Hex (1 NPT x 1/2 NPT) |
| | 503-1691 | 1 | 34" x 3/4" ID | 42 | 502-1030 | 1 | Connector, Hose (90°)(1/2x3/4) |
| 3 | 502-1030 | 1 | Connector, Hose | 43 | 504-0005 | 1 | Cock, Drain (1/8 NPT) |
| 4 | 307-0312 | 1 | Valve, Solenoid - 12 VDC (3/4 NPT) | 44 | 503-0183 | 2 | Clamp, Hose |
| 9 | 503-0999 | 2 | Clamp, T Bolt | 45 | 503-0832 | 2 | Hose, Rubber - 12" |
| 10 | 503-0542 | 1 | Hose | 46 | 505-0135 | 2 | Nipple, Pipe - Half (3/8 NPT x 1-1/2"LG) |
| 11 | 148-0691 | 1 | Mixer - Gas Vapor | 47 | 505-0039 | 2 | Elbow, Pipe - Street, 90 DEG (3/8 NPT) |
| 12 | 800-0025 | 1 | Screw, Cap - Hex Head (5/16-18 x 5/8") | 48 | 505-0101 | 1 | Nipple, Pipe (3/8 NPT x 6"LG) |
| 14 | 850-0045 | 1 | Washer, Lock - Spring (5/16") | 49 | 505-0039 | 1 | Elbow, Pipe - Street, 90 DEG (3/8 NPT) |
| 16 | 813-0098 | 2 | Screw, Machine - Round Head (#10-32 x 3/8") | 50 | 504-0028 | 1 | Cock, Drain (3/8 NPT) |
| 17 | 850-0030 | 2 | Washer, Lock - Spring (#10) | 51 | 505-0060 | 1 | Tee, Pipe (3/8 NPT) |
| 18 | 870-0053 | 2 | Nut, Hex (#10-32) | 52 | 505-0017 | 1 | Bushing, Reducer - Hex (3/8 NPT x 1/4 NPT) |
| 19 | 308-0005 | 1 | Switch, Toggle | 53 | 505-0099 | 1 | Nipple, Pipe - Close (1/4 NPT x 7/8 "LG) |
| 20 | 308-0150 | 1 | Plate, Mounting | 54 | 503-0183 | 2 | Clamp, Hose |
| 21 | 306-0155 | 1 | Bracket, Mounting | 55 | 148-0826 | 1 | Vaporizer |
| 22 | 503-0685 | 1 | Clamp, Hose | 56 | 130-0678 | 1 | Line, Water |
| 23 | 501-0134 | 1 | Line, Fuel - Flexible | 57 | 502-0103 | 1 | Adapter, Tube to Pipe |
| 24 | 149-1052 | 1 | Line, Fuel - Metal Tubing | 58 | 505-0185 | 1 | Nipple, Half |
| 25 | 502-0002 | 1 | Elbow, Pipe - 90 DEG, Brass | 59 | 505-0101 | 3 | Nipple, Close (3/8") |
| 26 | 502-0354 | 1 | Adapter, Tube to Pipe | 60 | 505-0119 | 1 | Elbow, Pipe - Street, 45 DEG (3/8 NPT) |
| 27 | 504-0007 | 1 | Valve, Shutoff - Fuel | 61 | 800-0009 | 2 | Screw, Cap - Hex Head (1/4-20 x 1-1/2") |
| 28 | 104-0091 | 2 | Nut, Hex (3/8-24) | 62 | 850-0040 | 2 | Washer, Lock - Spring (1/4") |
| 29 | 854-0020 | 2 | Washer, Lock - IT (3/8") | 63 | 862-0001 | 2 | Nut, Hex (1/4-20) |
| 30 | 520-0311 | 2 | Stud | 64 | 148-0625 | 1 | Converter - Liquid Gas |
| 31 | 141-0372 | 1 | Knob - Choke Shaft | 65 | 800-0069 | | Screw, Cap - Hex Head (7/16-14 x 3/4") |
| 32 | 141-0869 | 1 | Carburetor, Gasoline | 66 | 800-0071 | 1 | Screw, Cap - Hex Head (7/16-14 x 1") |
| 33 | 141-0911 | 1 | Cover, Choke with Heater | 67 | 850-0055 | 2 | Washer, Lock - Spring (7/16") |
| 34 | 145-0120 | 2 | Gasket | 68 | 148-0603 | 1 | Bracket, Mounting |
| 35 | | | Anti-Dieseling System (See Separate Page for Components) | 69 | 148-0604 | 1 | Brace, Mounting |
| 36 | 814-0200 | 2 | Screw, Machine - Flat Head (3/8-16 x 1-1/4") | 70 | 148-0367 | 1 | Switch, Control - Vacuum (12VDC) |
| 37 | | | Adapter, Carburetor | 71 | 505-0098 | 1 | Nipple, Pipe - Close |
| | 148-0774 | 1 | Begin Spec H | 72 | 505-0007 | 1 | Bushing, Reducer - Hex |
| | 148-0593 | 1 | Spec C Thru G | | | | |
| 38 | | | Gasket | | | | |
| | 148-0775 | 2 | Begin Spec H | | | | |
| | 154-2801 | 2 | Spec C Thru G | | | | |

Anti-Dieseling System - Spec C Only



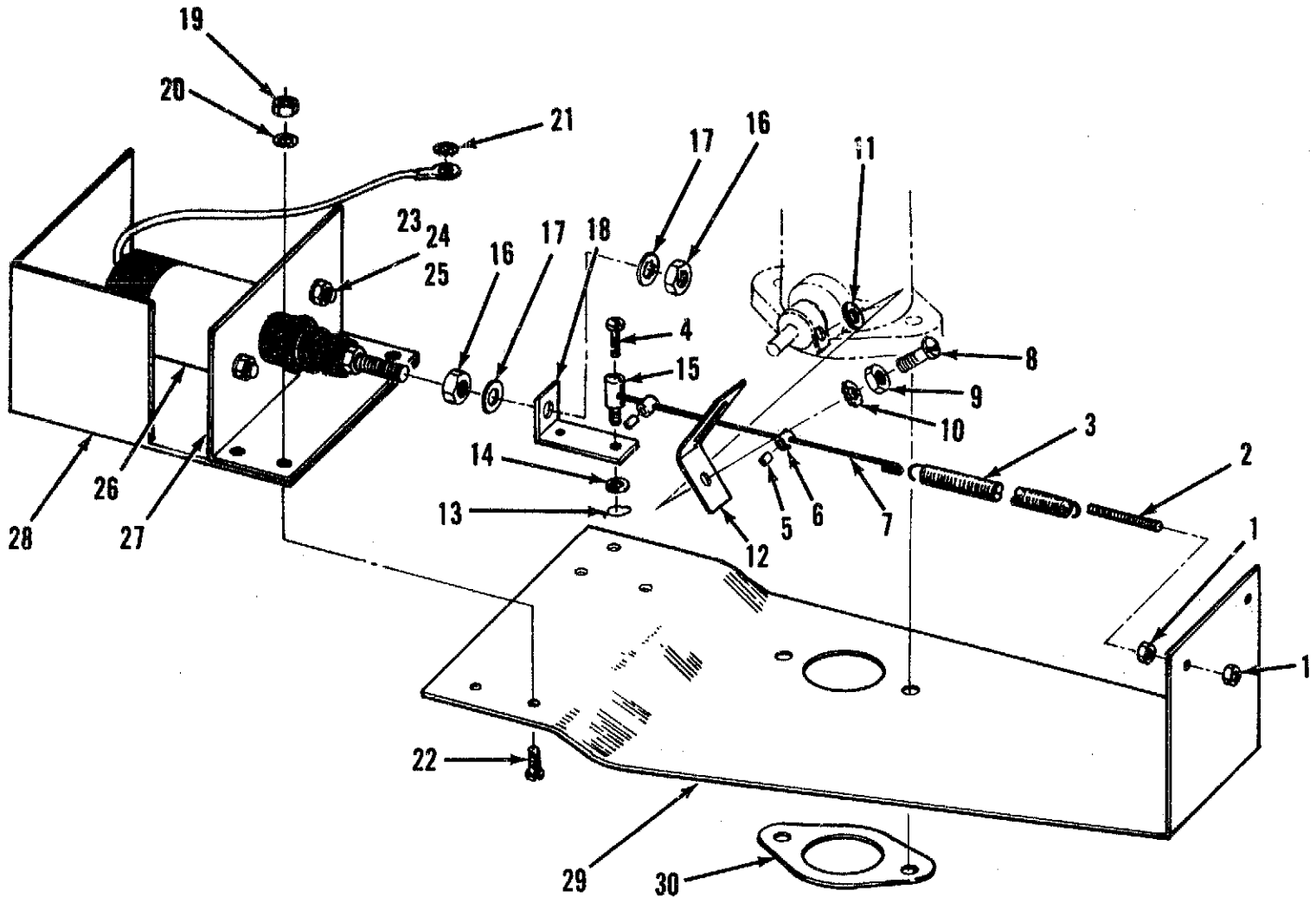
| REF NO. | PART NO. | QTY USED | PART DESCRIPTION | REF NO. | PART NO. | QTY USED | PART DESCRIPTION |
|---------|----------|----------|---|---------|----------|----------|---|
| 1 | 870-0053 | 2 | Nut, Hex (#10-32) | 17 | 145-0164 | 1 | Extension - Plunger |
| 2 | 150-0096 | 1 | Stud | 18 | 309-0132 | 1 | Cam - Switch |
| 3 | 145-0158 | 1 | Spring | 19 | 309-0155 | 1 | Switch, Micro |
| 4 | 815-0104 | 1 | Screw, Machine - Fillister Head (#8-32 x 5/16") | 20 | 309-0133 | 1 | Actuator, Switch |
| 5 | 803-0002 | 2 | Screw, Set - Socket Drive (#8-32 x 3/16") | 21 | 860-0008 | 4 | Nut, Hex (#8-32) |
| 6 | 145-0165 | 2 | Stop | 22 | 850-0025 | 4 | Washer, Lock - Spring (#8) |
| 7 | 145-0166 | 1 | Link | 23 | 856-0002 | 1 | Washer, Lock - ETI (#8) |
| 8 | 815-0134 | 1 | Screw, Machine - Fillister Head (#8-36 x 3/4") | 24 | 812-0079 | 4 | Screw, Machine - Round Head (#8-32 x 1/2") |
| 9 | 870-0055 | 1 | Nut, Hex (#8-36) | 25 | 309-0131 | 1 | Bracket, Mounting |
| 10 | 853-0005 | 1 | Washer, Lock - ET (#8) | 26 | 307-0259 | 1 | Solenoid - 12 VDC |
| 11 | 526-0049 | 1 | Washer, Flat (#8) | 27 | 145-0182 | 1 | Bracket, Mounting |
| 12 | 145-0163 | 1 | Arm | 28 | 154-2801 | 2 | Gasket |
| 13 | 516-0059 | 1 | Pin, Roll | 29 | 870-0053 | 1 | Nut, Hex (#10-32) |
| 14 | 526-0006 | 2 | Washer, Flat (#12) | 30 | 850-0030 | 1 | Washer, Lock - Spring (#10) |
| 15 | 152-0155 | 1 | Swivel | 31 | 813-0118 | 1 | Screw, Machine - Round Head (#10-32 x 4-1/2") |
| 16 | 516-0086 | 1 | Pin, Roll | 32 | 304-0015 | 2 | Washer, Centering |
| | | | | 33 | 304-0045 | 1 | Resistor |

Anti-Dieseling System - Spec D and E



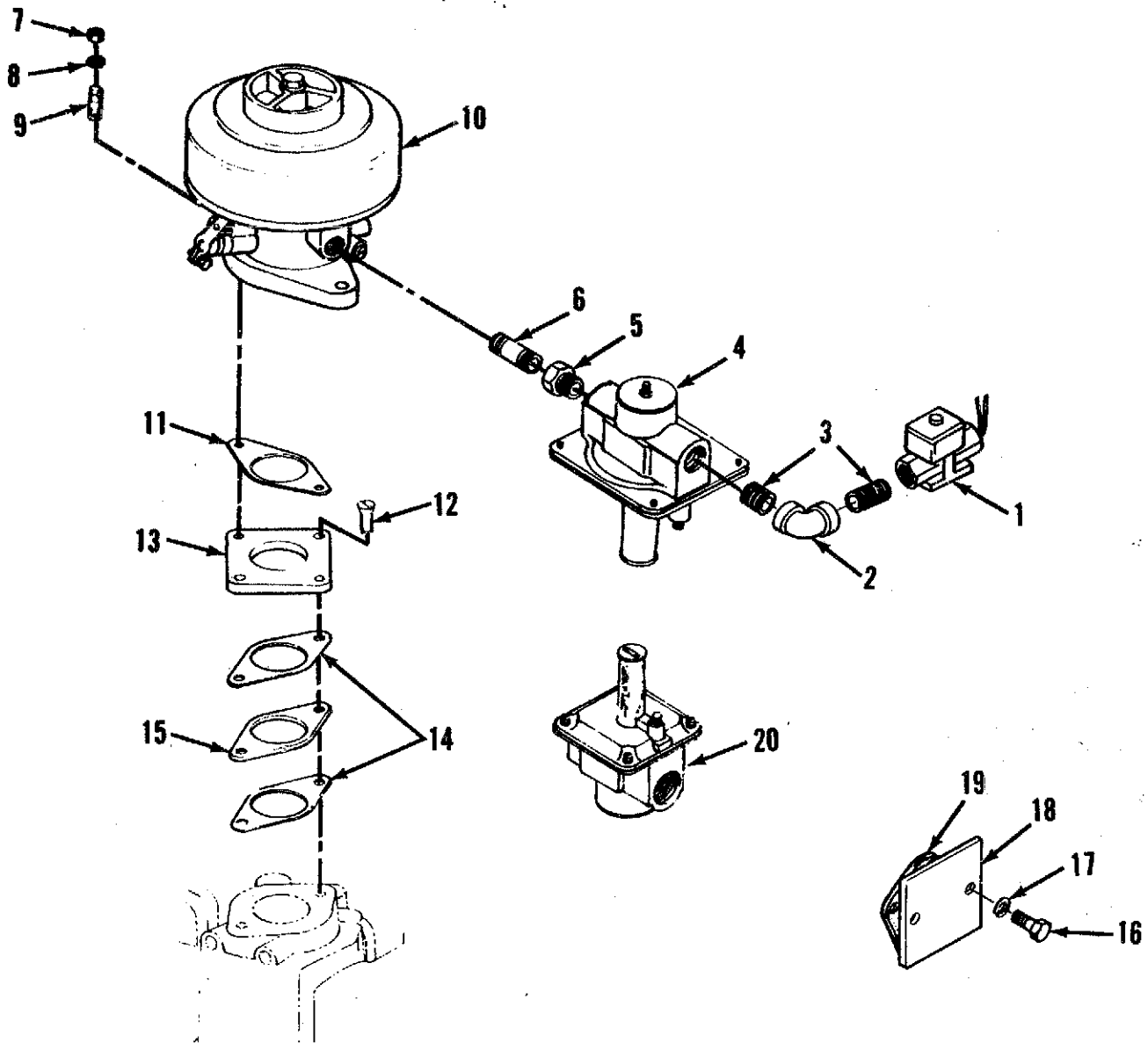
| REF NO. | PART NO. | QTY USED | PART DESCRIPTION | REF NO. | PART NO. | QTY USED | PART DESCRIPTION |
|---------|----------|----------|--|---------|----------|----------|--|
| 1 | 870-0053 | 2 | Nut, Hex (#10-32) | 10 | 526-0048 | 1 | Washer, Flat (#8) |
| 2 | 150-0096 | 1 | Stud | 11 | 145-0163 | 1 | Arm |
| 3 | 145-0158 | 1 | Spring | 12 | 860-0008 | 4 | Nut, Hex (#8-32) |
| 4 | 803-0002 | 2 | Screw, Set - Socket Drive (#8-32 x 3/16") | 13 | 850-0025 | 4 | Washer, Lock - Spring (#8) |
| 5 | 145-0165 | 2 | Stop | 14 | 856-0002 | 1 | Washer, Lock - EIT (#8) |
| 6 | 145-0166 | 1 | Link | 15 | 812-0079 | 4 | Screw, Machine - Round Head (#8-32 x 1/2") |
| 7 | 815-0134 | 1 | Screw, Machine - Fillister Head (#8-36 x 3/4") | 16 | 307-1093 | 1 | Solenoid - 12 VDC |
| 8 | 870-0055 | 1 | Nut, Hex (#8-36) | 17 | 145-0422 | 1 | Bracket, Mounting |
| 9 | 853-0005 | 1 | Washer, Lock - ET (#8) | 18 | 154-2801 | 2 | Gasket |

Anti-Dieseling System - Begin Spec F



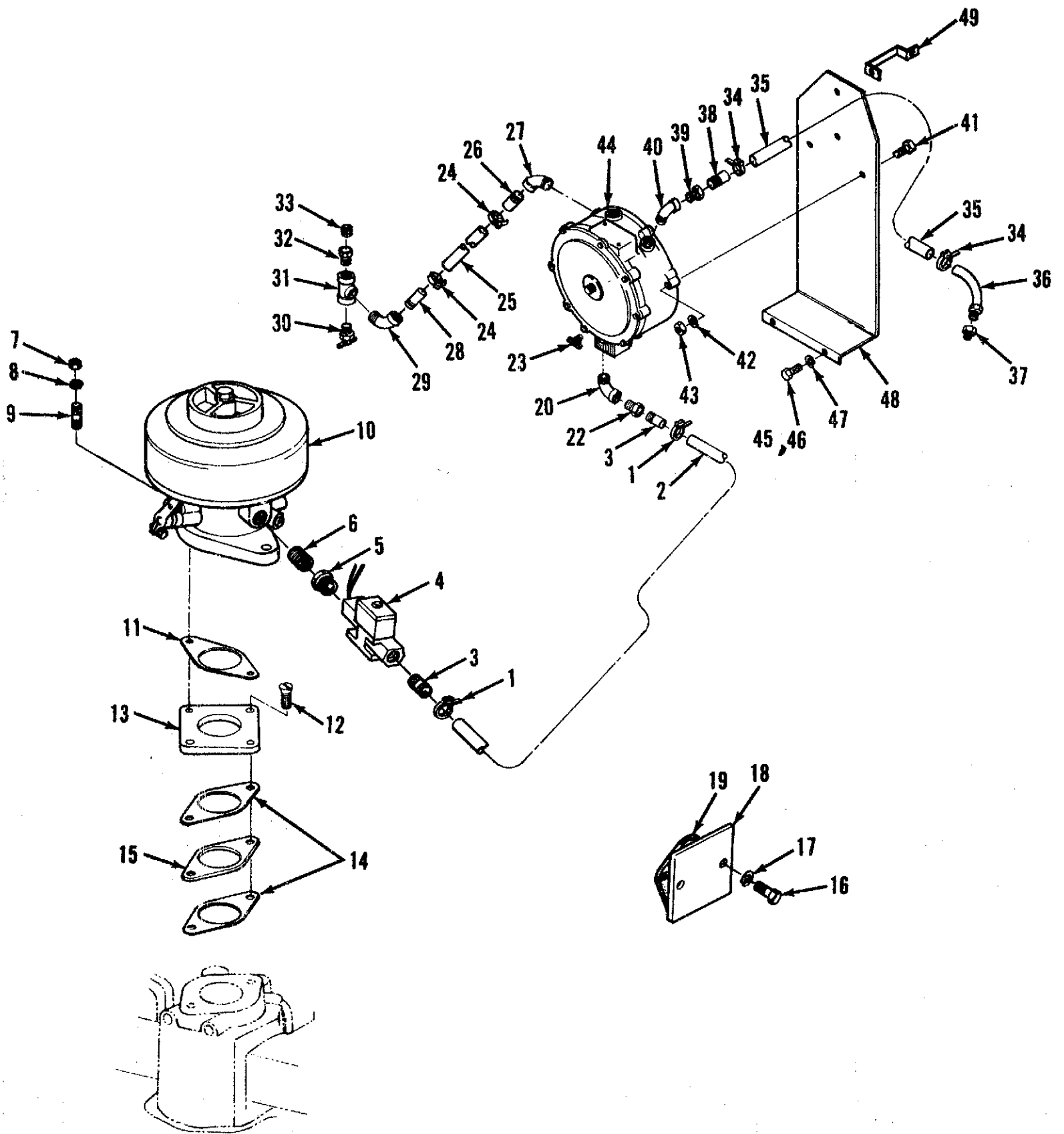
| REF NO. | PART NO. | QTY USED | PART DESCRIPTION | REF NO. | PART NO. | QTY USED | PART DESCRIPTION |
|---------|----------|----------|---|---------|----------|----------|--|
| 1 | 870-0053 | 2 | Nut, Hex (#10-32) | 16 | 115-0025 | 2 | Nut, Hex (1/4-28) |
| 2 | 150-0096 | 1 | Stud | 17 | 850-0040 | 2 | Washer, Lock - Spring (1/4") |
| 3 | 145-0158 | 1 | Spring | 18 | 307-1330 | 1 | Extension, Plunger |
| 4 | 815-0104 | 1 | Screw, Machine - Fillister Head (#8-32 x 5/16") | 19 | 860-0008 | 4 | Nut, Hex (#8-32) |
| 5 | 803-0002 | 2 | Screw, Set - Socket Drive (#8-32 x 3/16") | 20 | 850-0025 | 4 | Washer, Lock - Spring (#8) |
| 6 | 145-0165 | 2 | Stop | 21 | 856-0002 | 1 | Washer, Lock - EIT (#8) |
| 7 | 145-0421 | 1 | Link | 22 | 812-0079 | 4 | Screw, Machine - Round Head (#8-32 x 1/2") |
| 8 | 815-0134 | 1 | Screw, Machine - Fillister Head (#8-36 x 3/4") | 23 | 862-0001 | 2 | Nut, Hex (1/4-20) |
| 9 | 870-0055 | 1 | Nut, Hex (#8-36) | 24 | 850-0040 | 2 | Washer, lock - Spring (1/4") |
| 10 | 853-0005 | 1 | Washer, Lock - ET (#8) | 25 | 800-0003 | 2 | Screw, Cap - Hex Head (1/4-20 x 1/2") |
| 11 | 526-0048 | 1 | Washer, Flat (#8) | 26 | 307-1356 | 1 | Solenoid - 12 VDC |
| 12 | 145-0163 | 1 | Arm | 27 | 307-1323 | 1 | Bracket, Mounting |
| 13 | 516-0059 | 1 | Pin, Cotter | 28 | 307-1327 | 1 | Shield, Solenoid |
| 14 | 526-0006 | 1 | Washer, Flat (#12) | 29 | 145-0422 | 1 | Bracket, Mounting |
| 15 | 152-0155 | 1 | Swivel | 30 | 154-2801 | 2 | Gasket, Carburetor |

Liquid Gas Vapor or Natural Gas Fuel System



| REF NO. | PART NO. | QTY USED | PART DESCRIPTION | REF NO. | PART NO. | QTY USED | PART DESCRIPTION |
|---------|----------|----------|--|----------|----------|----------|---|
| 1 | 307-0312 | 1 | Valve, Solenoid - 12 VDC (3/4 NPT) | 14 | | | Gasket |
| 2 | 505-0132 | 1 | Elbow, Pipe - 90 DEG (3/4 NPT) | 148-0775 | 2 | 2 | Begin Spec H |
| 3 | 505-0102 | 2 | Nipple, Pipe - Close (3/4 NPT x 1-3/8" LG) | 154-2801 | 2 | 2 | Spec C Thru G |
| 4 | 148-0637 | 1 | Regulator, Pressure - Liquid Gas Vapor (3/4 NPT) | 145-0494 | 1 | 1 | Plate, Restricting (EK Only) |
| 5 | 505-0021 | 1 | Bushing, Reducer - Hex (3/4 NPT x 1/2 NPT) | 145-0467 | 1 | 1 | Spec H Thru L |
| 6 | 505-0100 | 1 | Nipple, Pipe - Close (1/2 NPT x 1-1/8" LG) | 800-0025 | 2 | 2 | Spec C Thru G |
| 7 | 104-0091 | 2 | Nut, Hex (3/8-24) | 850-0045 | 2 | 2 | Screw, Cap - Hex Head (5/16-18 x 5/8") |
| 8 | 854-0020 | 2 | Washer, Lock - Spring (3/8") | 149-0638 | 1 | 1 | Washer, Lock - Spring (5/16") |
| 9 | 520-0311 | 2 | Stud | 149-0736 | 1 | 1 | Cover - Fuel Pump |
| 10 | 148-0643 | 1 | Carburetor, Gas Vapor | 148-0597 | 1 | 1 | Mounting Hole |
| 11 | 145-0120 | 2 | Gasket | 150-0638 | 1 | 1 | Gasket |
| 12 | 814-0200 | 2 | Screw, Machine - Flat Head (3/8-16 x 1-1/4") | 115-0025 | 1 | 1 | Regulator, Pressure - Natural Gas (3/4 NPT) |
| 13 | | | Adapter, Carburetor | 850-0040 | 1 | 1 | Joint, Ball |
| | 148-0774 | 1 | Begin Spec H | | | | Nut, Hex (1/4"-28) |
| | 148-0593 | 1 | Spec C Thru G | | | | Washer, Lock (1/4") |

Liquid Gas Fuel System



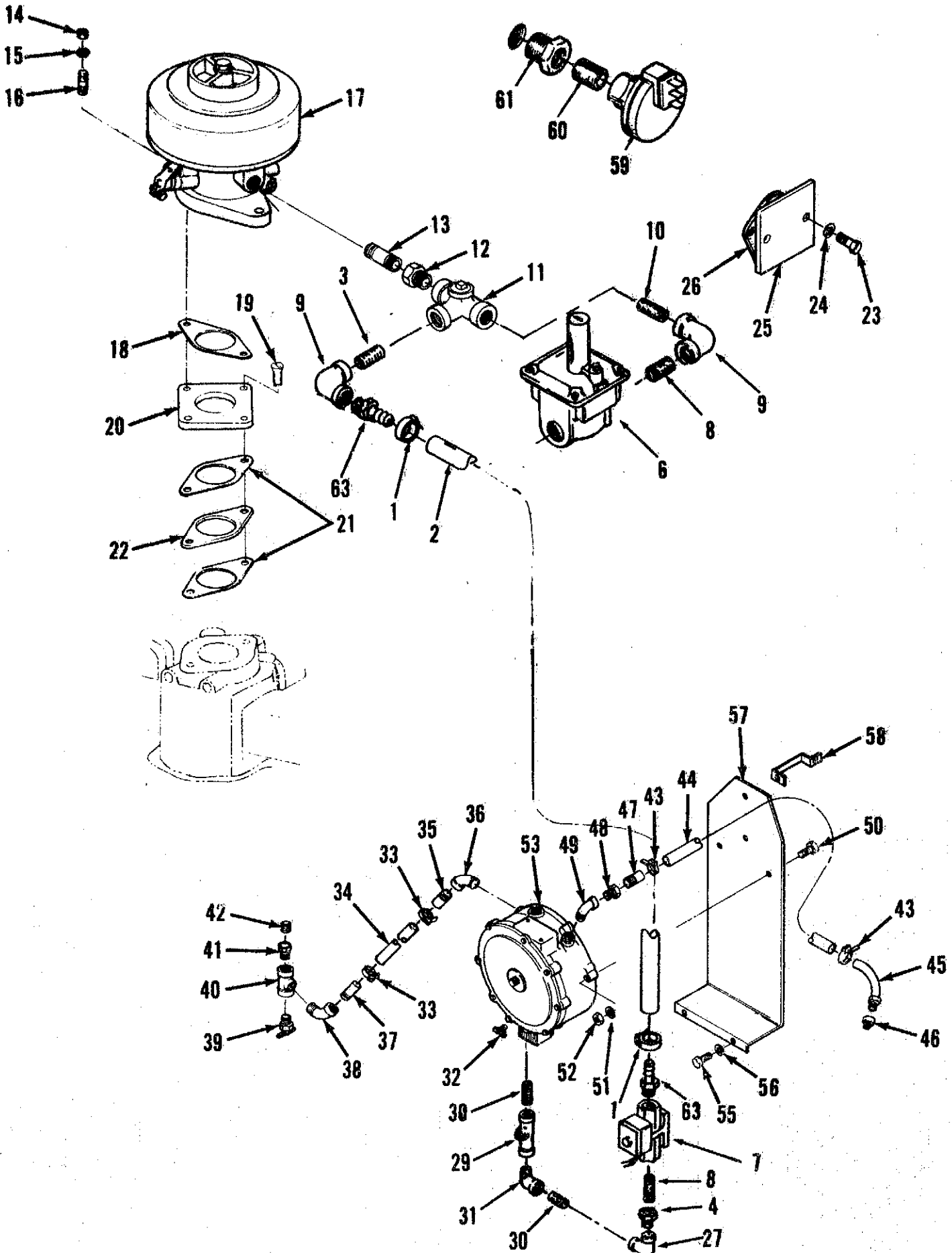
Liquid Gas Fuel System

| REF NO. | PART NO. | QTY USED | PART DESCRIPTION | REF NO. | PART NO. | QTY USED | PART DESCRIPTION |
|---------|----------|----------|--|---------|----------|----------|--|
| 1 | 503-0398 | 2 | Clamp, Hose | 23 | 504-0005 | 1 | Cock, Drain (1/8 NPT) |
| 2 | 503-1103 | 1 | Hose (1" ID x 22.5" Long) | 24 | 503-0183 | 2 | Clamp, Hose |
| 3 | 862-0015 | 1 | Nut, Hex (5/16-18) | 25 | 503-0833 | 1 | Hose (5/8" ID x 22") |
| 4 | 307-0312 | 1 | Valve, Solenoid - 12 VDC (3/4 NPT) | 26 | 505-0135 | 1 | Nipple, Pipe - Half (3/8 NPT x 1-1/2" LG) |
| 5 | 505-0021 | 1 | Bushing, Reducer - Hex (3/4 NPT x 1/2 NPT) | 27 | 505-0039 | 3 | Elbow, Pipe - 90 Degrees (3/8 NPT) |
| 6 | 505-0100 | 1 | Nipple, Pipe - Close (1/2 NPT x 1-1/8" LG) | 28 | 505-0125 | 1 | Nipple (3/8 NPT x 6") |
| 7 | 104-0091 | 2 | Nut, Hex (3/8-24) | 29 | 505-0004 | 2 | Nipple, Close (1" NPT) |
| 8 | 854-0020 | 2 | Washer, Lock - Spring (3/8") | 30 | 504-0028 | 1 | Cock, Drain (3/8 NPT) |
| 9 | 520-0311 | 2 | Stud | 31 | 505-0060 | 1 | Tee, Pipe (3/8 NPT) |
| 10 | 148-0643 | 1 | Carburetor, Gas Vapor | 32 | 505-0017 | 1 | Bushing, Reducer - Hex (3/8 NPT x 1/4 NPT) |
| 11 | 145-0120 | 2 | Gasket | 33 | 505-0099 | 2 | Nipple, Pipe - Close (1/4 NPT x 7/8 "LG) |
| 12 | 814-0200 | 2 | Screw, Machine - Flat Head (3/8-16 x 1-1/4") | 34 | 505-0101 | 1 | Nipple, Close (3/8 NPT) |
| 13 | | | Adapter, Carburetor | 35 | 503-0833 | 1 | Hose (5/8" ID x 24") |
| | 148-0774 | 1 | Begin Spec H | 36 | 130-0678 | 1 | Line, Water |
| | 148-0593 | 1 | Spec C Thru G | 37 | 502-0103 | 1 | Adapter, Tube to Pipe |
| 14 | | | Gasket | 38 | 505-0028 | 1 | Coupling, Pipe (3/8 NPT) |
| | 148-0775 | 2 | Begin Spec H | 39 | 502-0943 | 3 | Connector, Hose (5/8" ID Hose) |
| | 154-2801 | 2 | Spec C Thru G | 40 | 148-0603 | 1 | Bracket, Mounting |
| 15 | | | Plate, Restricting (EK Only) | 41 | 800-0009 | 2 | Screw, Cap - Hex Head (1/4-20 x 1-1/2") |
| | 145-0494 | 1 | Spec H Thru L | 42 | 850-0040 | 4 | Washer, Lock - Spring (1/4") |
| | 145-0467 | 1 | Spec C Thru G | 43 | 862-0001 | 4 | Nut, Hex (1/4-20) |
| 16 | 800-0025 | 3 | Screw, Cap - Hex Head (5/16-18 x 5/8") | 44 | 148-0625 | 1 | Converter, Liquid Gas |
| 17 | 850-0045 | 3 | Washer, Lock - Spring (5/16") | 45 | 800-0069 | 1 | Screw, Cap - Hex Head (7/16-14 x 3/4") |
| 18 | 149-0638 | 1 | Cover - Fuel Pump Mounting Hole | 46 | 800-0071 | 1 | Screw, Cap - Hex Head (7/16-14 x 1") |
| 19 | 149-0736 | 1 | Gasket, Fuel Pump | 47 | 850-0055 | 2 | Washer, Lock - Spring (7/16") |
| 20 | 505-0356 | 2 | Elbow, Pipe - 90 DEG (3/4 x 1") | 48 | 505-0287 | 1 | Elbow, Street - 45° (3/4") |
| 21 | 148-0604 | 1 | Brace, Mounting | | | | |
| 22 | 502-0971 | 3 | Connector, Hose (1" ID Hose) | | | | |

Automatic Changeover Liquid Gas and Natural Gas Fuel System

| REF NO. | PART NO. | QTY USED | PART DESCRIPTION | REF NO. | PART NO. | QTY USED | PART DESCRIPTION |
|---------|----------|----------|---|---------|----------|----------|--|
| 1 | 148-0627 | 1 | Switch, Pressure - 12 VDC | 23 | 148-0643 | 1 | Carburetor, Gas Vapor |
| 2 | 505-0099 | 1 | Nipple, Pipe - Close (1/4 NPT x 7/8"LG) | 24 | 145-0120 | 2 | Gasket |
| 3 | 505-0020 | 1 | Bushing, Reducer - Hex (3/4 NPT x 1/4 NPT) | 25 | 814-0200 | 2 | Screw, Machine - Flat Head (3/8-16 x 1-1/4") |
| 4 | 505-0007 | 1 | Bushing, Reducer - Hex | 26 | 148-0774 | 1 | Adapter, Carburetor Begin Spec H |
| 5 | | | Nipple, Pipe - Close (3/4 NPT x 1-3/8"LG) | | 148-0593 | 1 | Spec C Thru G |
| | 505-0102 | 9 | Use with Electronic Governor | 27 | 148-0775 | 2 | Gasket Begin Spec H |
| | 505-0102 | 8 | Use with Mechanical Governor | | 154-2801 | 2 | Spec C Thru G |
| 6 | | | Elbow, Pipe - 90 DEG (3/4 NPT) | 28 | 145-0494 | 1 | Plate, Restricting (EK Only) Spec H Thru L |
| | 505-0132 | 3 | Use with Electronic Governor | | 145-0467 | 1 | Spec C Thru G |
| | 505-0132 | 2 | Use with Mechanical Governor | 29 | 800-0007 | 2 | Screw, Cap - Hex Head (1/4-20 x 1") |
| 7 | 307-0312 | 2 | Valve, Solenoid - 12 VDC (3/4 NPT) | 30 | 850-0040 | 2 | Washer, Lock - Spring (1/4") |
| 8 | 148-0637 | 1 | Regulator, Pressure - Liquid Gas Vapor (3/4 NPT) | 31 | 862-0001 | 2 | Nut, Hex (1/4-20) |
| 9 | 148-0597 | 1 | Regulator, Pressure - Natural Gas (3/4 NPT) | 32 | 331-0101 | 1 | Hanger, Pipe (Use With Mechanical Governor) |
| 10 | 502-0971 | 2 | Connector, Hose - Begin Spec R | 33 | 148-0673 | 1 | Bracket, Support (Use With Mechanical Governor) |
| 11 | 508-0008 | 1 | Grommet, Rubber | 34 | 800-0025 | 2 | Screw, Cap - Hex Head (5/16-18 x 5/8") |
| 12 | 505-0356 | 1 | Elbow, Pipe - Reducing, 90 DEG (1 NPT x 3/4 NPT) | 35 | 850-0045 | 2 | Washer, Lock - Spring (5/16") |
| 13 | 505-0004 | 1 | Nipple, Pipe - Close (1 NPT x 1-1/2"LG) | 36 | 149-0638 | 1 | Cover - Fuel Pump Mounting Hole |
| 14 | 148-0626 | 1 | Valve, Control (1 NPT) | 37 | 149-0736 | 1 | Gasket |
| 15 | 505-0129 | 1 | Bushing, Reducer - Hex (1 NPT x 3/4 NPT) | 38 | 148-0367 | 1 | Switch, Control - Vacuum (12 VDC) |
| 17 | 505-0166 | 2 | Tee, Pipe (3/4 NPT) | 39 | 505-0098 | 1 | Nipple, Pipe - Close |
| 18 | 505-0021 | 1 | Bushing, Reducer - Hex (3/4 NPT x 1/2 NPT) | 40 | 505-0029 | 1 | Coupling, Pipe (3/4 NPT) Begin Spec R |
| 19 | 505-0100 | 1 | Nipple, Pipe - Close (1/2 NPT x 1-1/8"LG) | 41 | 508-0008 | 1 | Grommet, Rubber |
| 20 | 104-0091 | 2 | Nut, Hex (3/8-24) | 42 | 148-0994 | 1 | Brace (Use With Electronic Governor) |
| 21 | 854-0020 | 2 | Washer, Lock - Spring (3/8") | 43 | 155-1015 | 1 | Clamp, Muffler (Use With Electronic Governor) |
| 22 | 520-0311 | 2 | Stud | | | | |

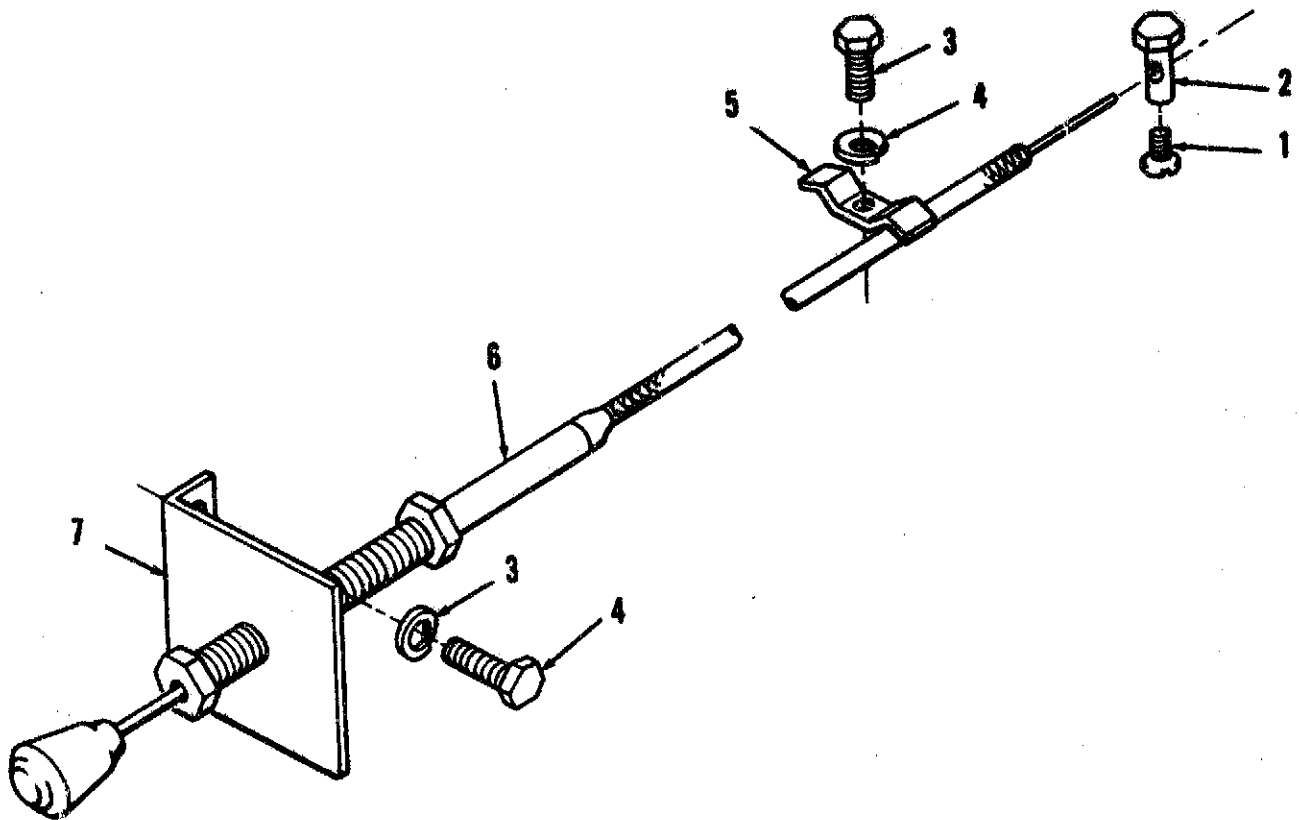
Liquid Gas and Natural Gas Fuel System



Liquid Gas and Natural Gas Fuel System

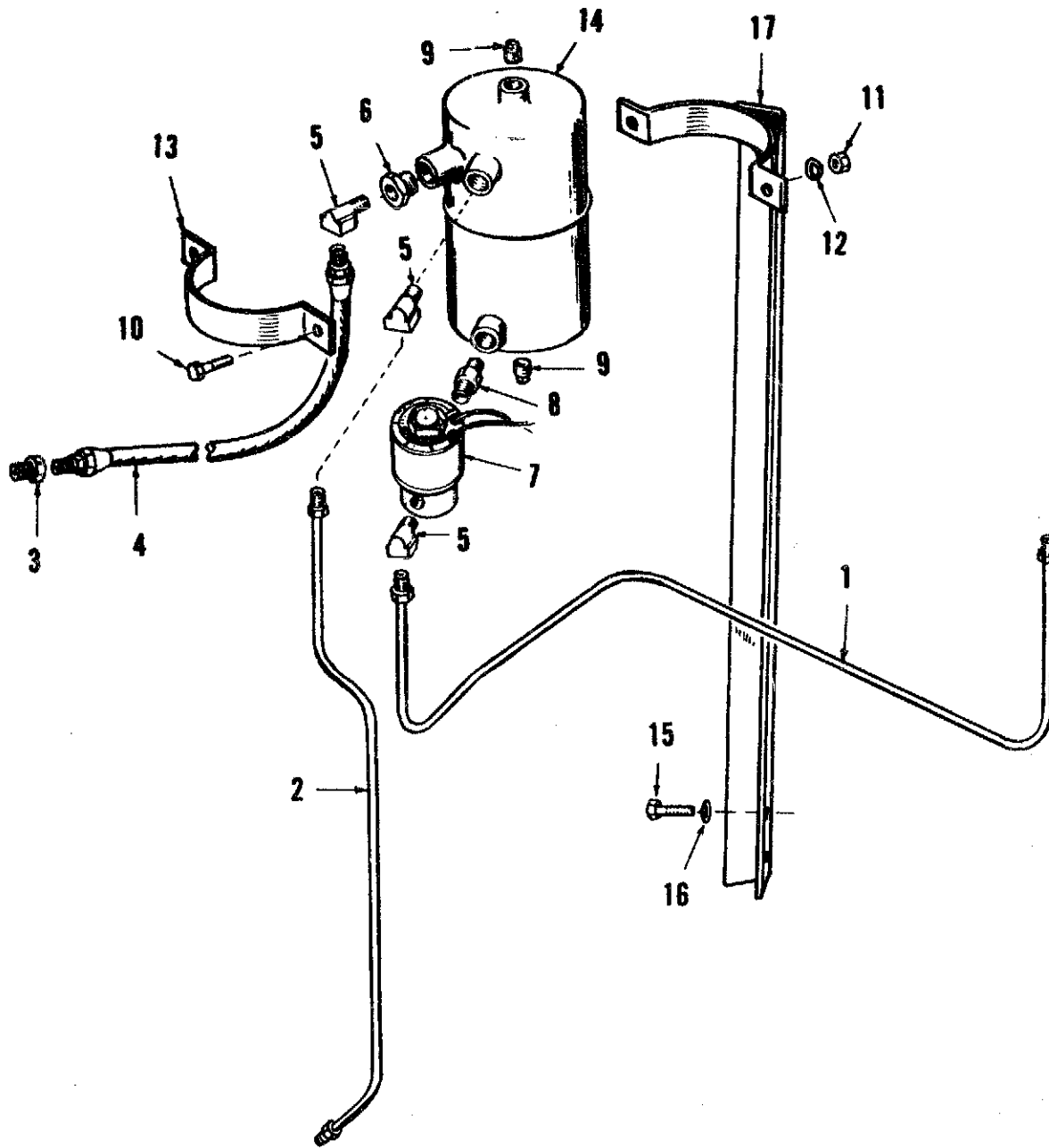
| REF NO. | PART NO. | QTY USED | PART DESCRIPTION | REF NO. | PART NO. | QTY USED | PART DESCRIPTION |
|---------|----------|----------|--|---------|----------|----------|--|
| 1 | 503-0189 | 2 | Clamp, Hose | 29 | 148-0626 | 1 | Valve, Control (1 NPT) |
| 2 | | | Hose | | | | |
| | 503-1163 | 1 | 24" Long | 30 | 505-0086 | 2 | Nipple, Pipe (1 NPT x 2.5"LG) |
| | 503-1201 | 1 | 12" Lor | 31 | 505-0003 | 1 | Elbow, Pipe - Street, 90 DEG (1 NPT) |
| | 503-0895 | 1 | 5" Long | | | | |
| 3 | 505-0087 | 1 | Nipple, Pipe - Half (1" NPT x 3"LG) | 32 | 504-0005 | 1 | Cock, Drain (1/8 NPT) |
| 4 | 505-0129 | 1 | Bushing, Reducer - Hex (1 NPT x 3/4 NPT) | 33 | 503-0183 | 1 | Clamp, Hose |
| 6 | 148-0597 | 1 | Regulator, Pressure - Natural Gas (3/4 NPT) | 34 | 503-0833 | 1 | Hose, Rubber - 22" Long |
| 7 | 307-0312 | 1 | Valve, Solenoid - 12 VDC (3/4 NPT) | 35 | 505-0135 | 1 | Nipple, Pipe - Half (3/8 NPT x 1-1/2"LG) |
| 8 | 505-0102 | 2 | Nipple, Pipe - Close (3/4 NPT x 1-3/8"LG) | 36 | 505-0119 | 1 | Elbow, Pipe - Street, 45 DEG (3/8 NPT) |
| 9 | 505-0356 | 2 | Elbow, Pipe - 90 DEG(1"x3/4") | 37 | 505-0125 | 1 | Nipple, Pipe (3/8 NPT x 6"LG) |
| 10 | 505-0004 | 1 | Nipple, Pipe - Close (1"x1.5") (1 NPT x 3/4 NPT) | 38 | 505-0119 | 1 | Elbow, Pipe - Street, 45 DEG (3/8 NPT) |
| 11 | 504-0083 | 1 | Valve, Control - Three Way (1 NPT) | 39 | 504-0028 | 1 | Cock, Drain (3/8 NPT) |
| 12 | 505-0022 | 1 | Bushing, Reducer - Hex (1 NPT x 1/2 NPT) | 40 | 505-0060 | 1 | Tee, Pipe (3/8 NPT) |
| 13 | 505-0100 | 1 | Nipple, Pipe - Close (1/2 NPT x 1-1/8"LG) | 41 | 505-0017 | 1 | Bushing, Reducer - Hex (3/8 NPT x 1/4 NPT) |
| 14 | 104-0091 | 2 | Nut, Hex (3/8-24) | 42 | 505-0099 | 1 | Nipple, Pipe - Close (1/4 NPT x 7/8 "LG) |
| 15 | 854-0020 | 2 | Washer, Lock - Spring (3/8") | 43 | 503-0032 | 2 | Clamp, Hose |
| 16 | 520-0311 | 1 | Stud | 44 | 503-0386 | 1 | Hose, Rubber |
| 17 | 148-0643 | 1 | Carburetor, Gas Vapor | 45 | 130-0678 | 1 | Line, Water |
| 18 | 145-0120 | 2 | Gasket | 46 | 502-0103 | 1 | Adapter, Tube to Pipe |
| 19 | 814-0200 | 2 | Screw, Machine - Flat Head (3/8-16 x 1-1/4") | 47 | 505-0010 | 1 | Nipple, Pipe - Half (1/4 NPT x 1"LG) |
| 20 | | | Adapter, Carburetor | 48 | 505-0017 | 1 | Bushing, Reducer - Hex (3/8 NPT x 1/4 NPT) |
| | 148-0774 | 1 | Begin Spec H | 49 | 505-0119 | 1 | Elbow, Pipe - Street, 45 DEG (3/8 NPT) |
| | 148-0593 | 1 | Spec C Thru G | 50 | 800-0009 | 2 | Screw, Cap - Hex Head (1/4-20 x 1-1/2") |
| 21 | | | Gasket | 51 | 850-0040 | 2 | Washer, Lock - Spring (1/4") |
| | 148-0775 | 2 | Begin Spec H | 52 | 862-0001 | 2 | Nut, Hex (1/4-20) |
| | 154-2801 | 2 | Spec C Thru G | 53 | 148-0625 | 1 | Converter, Liquid Gas |
| 22 | | | Plate, Restricting (EK Only) | 54 | 800-0069 | | Screw, Cap - Hex Head (7/16-14 x 3/4") |
| | 145-0494 | 1 | Spec H Thru L | 55 | 800-0071 | 1 | Screw, Cap - Hex Head (7/16-14 x 1") |
| | 145-0467 | 1 | Spec C Thru G | 56 | 850-0055 | 2 | Washer, Lock - Spring (7/16") |
| 23 | 800-0025 | 3 | Screw, Cap - Hex Head (5/16-18 x 5/8") | 57 | 148-0603 | 1 | Bracket, Mounting |
| 24 | 850-0045 | 3 | Washer, Lock - Spring (5/16") | 58 | 148-0604 | 1 | Brace, Mounting |
| 25 | 149-0638 | 1 | Cover - Fuel Pump Mounting Hole | 59 | 148-0367 | 1 | Switch, Control - Vacuum (12 VDC) |
| 26 | 149-0736 | 1 | Gasket | 60 | 505-0098 | 1 | Nipple, Pipe - Close |
| 27 | 505-0041 | 1 | Elbow, Pipe - 90 DEG (1 NPT) (3/4 NPT x 1/2 NPT) | 61 | 505-0007 | 1 | Bushing, Reducer - Hex |
| 28 | 505-0004 | 1 | Nipple, Pipe - Close (1 NPT x 1-1/2"LG) | 62 | 862-0015 | 1 | Nut, Hex (5/16-18) |
| | | | | 63 | 502-0943 | 2 | Connector, Hose - Barbed |

Vernier Throttle



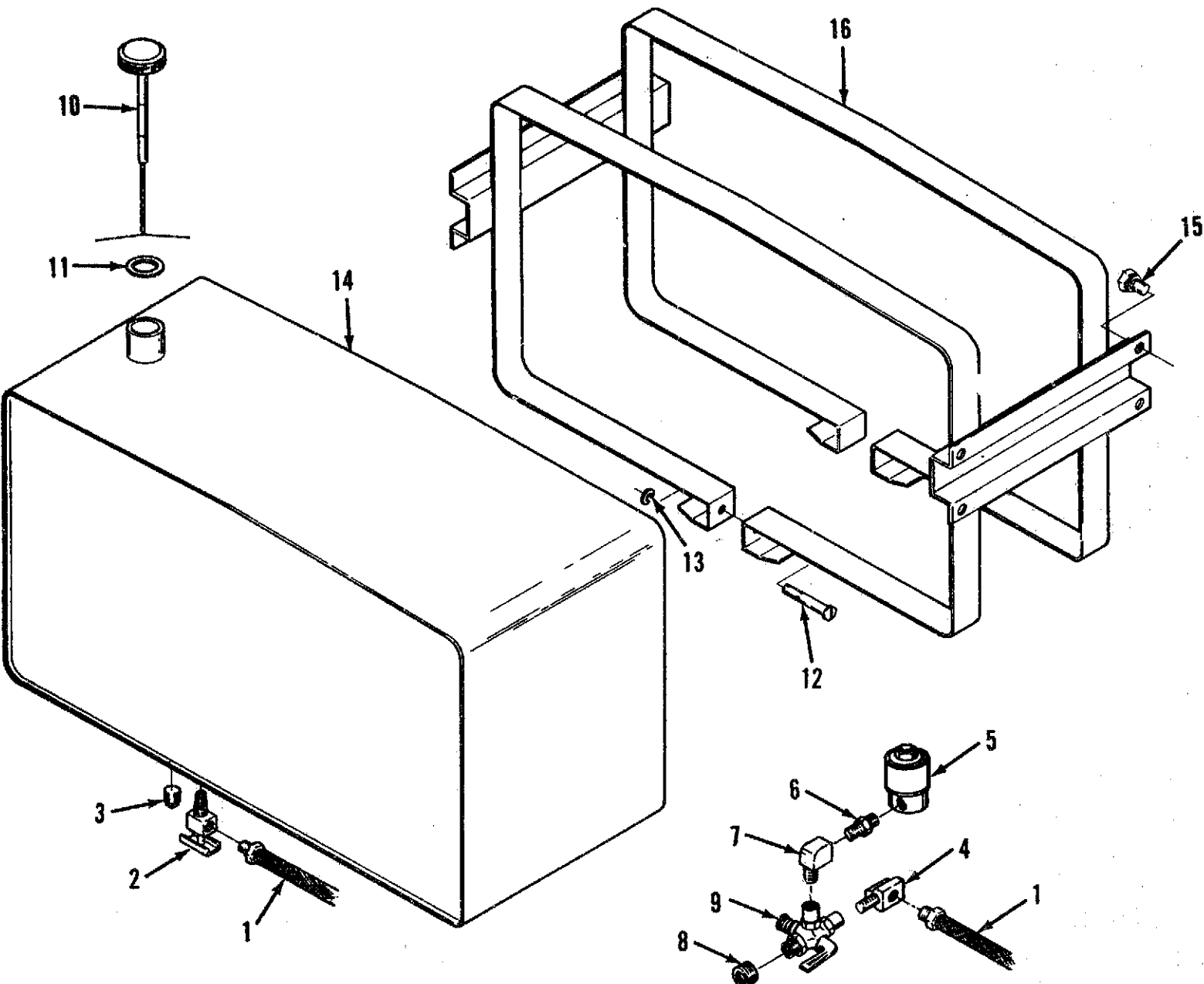
| REF NO. | PART NO. | QTY USED | PART DESCRIPTION | REF NO. | PART NO. | QTY USED | PART DESCRIPTION |
|---------|----------|----------|--|---------|----------|----------|------------------------------|
| 1 | 812-0075 | 1 | Screw, Machine - Round Head (#8-32 x 1/2") | 4 | 850-0040 | 3 | Washer, Lock - Spring (1/4") |
| 2 | 152-0158 | 1 | Swivel | 5 | 152-0036 | 1 | Clamp, Cable |
| 3 | 800-0005 | 3 | Screw, Cap - Hex Head (1/4-20 x 3/4") | 6 | 152-0120 | 1 | Throttle, Vernier |
| | | | | 7 | 151-0230 | 1 | Bracket, Mounting |

Day Tank



| REF NO. | PART NO. | QTY USED | PART DESCRIPTION | REF NO. | PART NO. | QTY USED | PART DESCRIPTION |
|---------|----------|----------|---|---------|----------|----------|---------------------------------------|
| 1 | 159-0859 | 1 | Line, Fuel - Metal Tubing | 10 | 800-0035 | 2 | Screw, Cap - Hex Head (1/4-20 x 3/4") |
| 2 | 159-0860 | 1 | Line, Fuel - Metal Tubing | 11 | 862-0001 | 2 | Nut, Hex (1/4-20) |
| 3 | 502-0003 | 1 | Adapter, Line to Pipe | 12 | 850-0040 | 2 | Washer, Lock - Spring (1/4) |
| 4 | | | Line, Fuel - Flexible | 13 | | | Clamp |
| | 501-0009 | 1 | 59"LG | | 159-0680 | 1 | For One Quart Tank Mounting |
| | 501-0010 | 1 | 42"LG | | 159-0875 | 1 | For Two Quart Tank Mounting |
| 5 | 502-0002 | 2 | Elbow, Pipe - 90 DEG, Brass | 14 | 159-0294 | 1 | Tank, Fuel |
| 6 | 159-0705 | 1 | Bushing, Reducer - Hex, Restricting (3/8 NPT x 1/8 NPT) | | 159-0746 | 1 | One Quart |
| | | | | | 159-0746 | 1 | Two Quart |
| 7 | 307-0535 | 1 | Valve, Solenoid - 12 VDC | 15 | 800-0071 | 2 | Screw, Cap - Hex Head (7/16-14 x 1") |
| 8 | 502-0032 | 1 | Nipple, Pipe - Hex (1/8 NPT) | 16 | 850-0055 | 2 | Washer, Lock - Spring (7/16") |
| 9 | 505-0057 | 2 | Plug, Pipe - Square Head (1/8 NPT) | 17 | | | Bracket, Mounting |
| | | | | | 159-0861 | 1 | For One Quart Tank Mounting |
| | | | | | 159-0876 | 1 | For Two Quart Tank Mounting |

Fuel Tank



Fuel Tank

| REF NO. | PART NO. | QTY USED | PART DESCRIPTION | REF NO. | PART NO. | QTY USED | PART DESCRIPTION |
|---------|----------|----------|---|---------|----------|----------|--|
| 1 | 501-0009 | 1 | Line, Fuel - Flexible 36"LG | 9 | 504-0004 | 1 | Valve, Control - Three Way (1/8 NPT) |
| | 501-0010 | 1 | 42"LG | 10 | 159-0512 | 1 | Cap and Indicator, Fuel (Includes Gasket) |
| 2 | 504-0007 | 1 | Valve, Control (1/8 NPT) Without Screen | 11 | 159-0751 | 1 | Gasket |
| | 504-0013 | 1 | With Screen | 12 | 812-0158 | 2 | Screw, Machine - Round Head (1/4-20 x 2") |
| 3 | 505-0057 | 1 | Plug, Pipe - Square Head (1/8 NPT) | 13 | 850-0040 | 2 | Washer, lock - Spring (1/4") |
| 4 | 502-0002 | 1 | Elbow, Pipe - Street, 90 DEG (1/4" Tube x 1/8 NPT) | 14 | | | Tank, Fuel - 20 GAL (Excludes Cap) |
| 5 | 307-0867 | 1 | Valve, Solenoid - 12 VDC | | 159-0490 | 1 | Two Fuel Ports |
| 6 | 502-0082 | 1 | Nipple, Pipe - Hex (1/8 NPT) | | 159-1025 | 1 | Three Fuel Ports |
| 7 | 502-0020 | 1 | Elbow, Pipe - Street, 90 DEG (1/8 NPT) | 15 | 821-0010 | 8 | Screw, Self-locking - Hex Washer Head (1/4-20 x 1/2") |
| 8 | 505-0274 | 1 | Plug, Pipe - Socket Drive (1/8 NPT) | 16 | 159-0489 | 1 | Strap, Mounting |

Radiator Cooling System

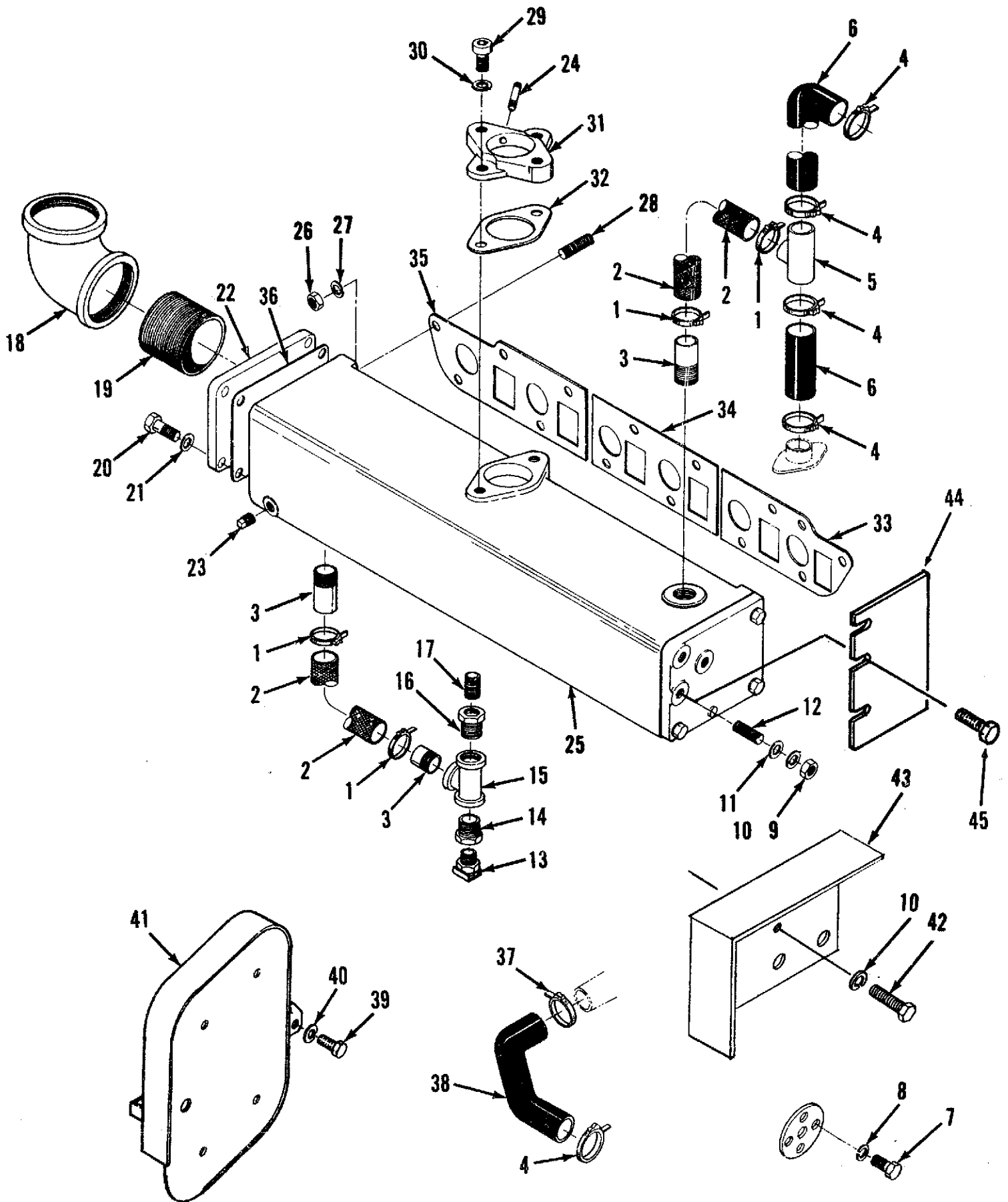
EK Spec C-U
EK Spec A,B
EM Spec C-U

| REF NO. | PART NO. | QTY USED | PART DESCRIPTION | REF NO. | PART NO. | QTY USED | PART DESCRIPTION |
|---------|----------|----------|--|---------|----------|----------|--|
| 1 | 815-0181 | 8 | Screw, Cap - Hex Head, Thread Cutting, with ET Lock Washer (#10-32 x 1/2") | 12 | 870-0114 | 12 | Nut, Retainer (5/16-18) |
| 2 | 130-0352 | 1 | Guard, Fan - Right Side | 13 | 130-0604 | 1 | Radiator (Includes Cap) |
| 3 | 130-0351 | 1 | Guard, Fan - Left Side | 14 | 130-0449 | 1 | Cap, Radiator |
| 4 | 801-0024 | 4 | Screw, Cap - Hex Head (5/16-24 x 1/2") | 16 | 405-1054 | 1 | Flange, Air Duct |
| 5 | 850-0045 | 4 | Washer, Lock - Spring (5/16") | 18 | 405-1811 | 1 | Panel, Housing - Front |
| 6 | | | Fan | 19 | 130-2217 | 2 | Bracket, Mounting |
| | 130-1236 | 1 | Begin Spec K | 20 | 511-0075 | 1 | Belt, Drive |
| | 130-0355 | 1 | Spec C Thru J | 21 | 814-0079 | 7 | Screw, Machine - Flat Head (#8-32 x 1/2") |
| 8 | 503-0365 | 4 | Clamp, Hose | 22 | 870-0221 | 7 | Nut, Hex With External Tooth Lock Washer (#8-32) |
| 9 | | | Hose - Preformed | 23 | 406-0469 | 1 | Strap, Hasp |
| | 503-0490 | 1 | Lower | 24 | 406-0471 | 1 | Latch, Hasp |
| | 503-0491 | 1 | Upper | 25 | 821-0010 | 4 | Screw, Lock Head (1/4-20 x 1/2") |
| 10 | 504-0028 | 1 | Cock, Drain (3/8 NPT) | 26 | 191-2058 | 1 | Guard, Belt |
| 11 | 821-0014 | 14 | Screw, Self-locking - Hex Washer Head (5/16-18 x 1/2") | | | | |

**Radiator Cooling System
"EK Begin Spec C, EM Begin Spec V"**

| REF NO. | PART NO. | QTY USED | PART DESCRIPTION | REF NO. | PART NO. | QTY USED | PART DESCRIPTION |
|---------|----------|----------|--------------------------|---------|----------|----------|---|
| 1 | 405-1811 | 1 | Panel, Front | 11 | 511-0075 | 1 | Belt, Drive |
| 2 | 405-1054 | 1 | Flange, Air Duct | 12 | 503-0365 | 4 | Clamp, Hose |
| 3 | 130-4246 | 1 | Guard, Belt - Right Side | 13 | 504-0028 | 1 | Cock, Drain |
| 4 | 130-4245 | 1 | Guard, Belt - Left Side | 14 | 815-0181 | 18 | Screw, Cap - Hex Head, Thread Cutting, with ET Lockwasher (#10-32 x 1/2") |
| 5 | 130-4252 | 1 | Guard, Belt - Lower | | | | |
| 6 | 130-4267 | 1 | Radiator (Includes Cap) | 15 | 821-0010 | 4 | Screw, Lockhead (1/4-20 x 1/2") |
| 7 | 130-0449 | 1 | Cap, Radiator | 16 | 821-0014 | 14 | Screw, Lockhead (5/16-18 x 1/2") |
| 8 | 503-0490 | 1 | Hose, Radiator - Lower | 17 | 870-0114 | 6 | Nut, Retainer (5/16-18) |
| 9 | 503-0491 | 1 | Hose, Radiator - Upper | | | | |
| 10 | 130-1236 | 1 | Fan | | | | |

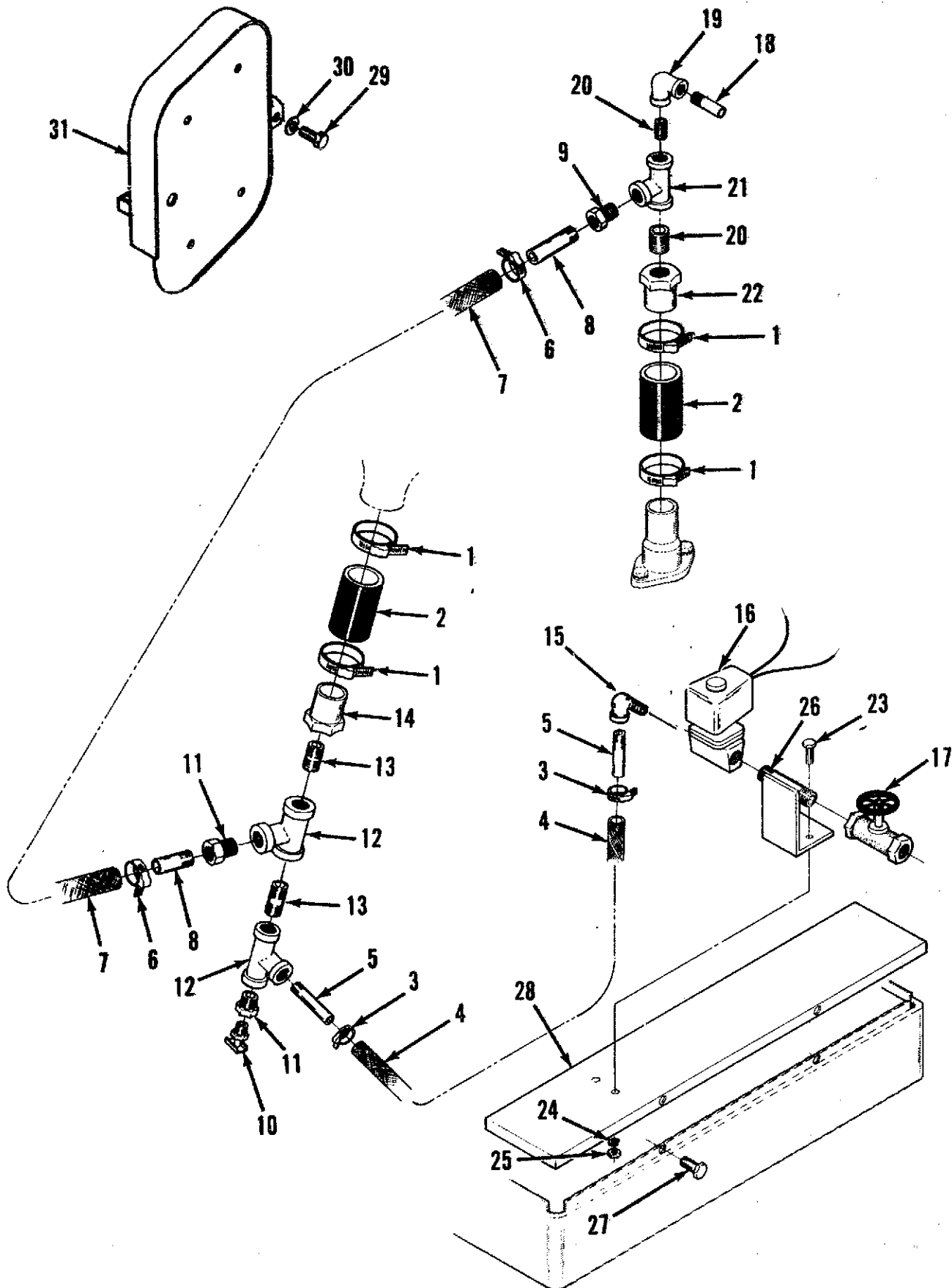
Remote Radiator Cooling System



Remote Radiator Cooling System

| REF NO. | PART NO. | QTY USED | PART DESCRIPTION | REF NO. | PART NO. | QTY USED | PART DESCRIPTION |
|---------|----------|----------|--|---------|-------------|----------|---|
| 1 | 503-0189 | 1 | Clamp, Hose | 24 | 505-0271 | 1 | Nipple, Pipe (1/4 NPT x 3-1/2"LG) |
| 2 | 503-1194 | 1 | Hose, 1 Foot Long | 25 | 154-2345 | 1 | Manifold, Liquid Cooled (Includes Parts Marked *) |
| 3 | 503-1194 | 3 | Connector, Hose (1/2 NPT x 2" Long) | 26 | 862-0003 | 13 | *Nut, Hex (3/8-24) |
| 4 | 503-0311 | 2 | Clamp, Hose | 27 | 850-0050 | 13 | *Washer, Lock - Spring (3/8") |
| 5 | 503-0517 | 1 | Adapter, Hose | 28 | 520-0564 | 13 | *Stud |
| 6 | 503-0491 | 1 | Hose, Preformed - Upper | 29 | 802-0072 | 2 | *Screw, Cap - Socket Head (3/8-16 x 1") |
| 7 | 801-0027 | 4 | Screw, Cap - Hex Head (5/16-24 x 7/8") | 30 | 850-0050 | 2 | *Washer, Lock - Spring (3/8") |
| 8 | 850-0045 | 4 | Washer, Lock - Spring (5/16") | 31 | | 1 | *Adapter, Carburetor Mounting |
| 9 | 104-0091 | 3 | Nut, Hex (3/8-24) | 32 | 145-0120 | 1 | *Gasket, Carburetor |
| 10 | 850-0050 | 3 | Washer, Lock - Spring (3/8") | 33 | 154-1296 | 1 | *Gasket, Rear Manifold |
| 11 | 526-0030 | 3 | Washer, Flat (3/8") | 34 | 154-1297 | 1 | *Gasket, Center Manifold |
| 12 | 520-0238 | 2 | Stud | 35 | 154-1298 | 1 | *Gasket, Front Manifold |
| 13 | 504-0003 | 1 | Cock, Drain (1/4 NPT) | 36 | 154-1299 | 1 | *Gasket, Manifold End |
| 14 | 505-0013 | 1 | Bushing, Reducer - Hex (1/2 NPT x 1/4 NPT) | 37 | 503-0365 | 4 | Clamp, Hose |
| 15 | 505-0108 | 1 | Tee, Pipe (1/2 NPT) | 38 | 503-0490 | 1 | Hose, Preformed - Lower |
| 16 | 505-0019 | 1 | Bushing, Reducer - Hex (1/2 NPT x 3/8 NPT) | 39 | 800-0069 | 2 | Screw, Cap - Hex Head (7/16-14 x 3/4") |
| 17 | 505-0101 | 1 | Nipple, Pipe - Close (3/8 NPT x 1"LG) | 40 | 850-0055 | 2 | Washer, Lock - Spring (7/16") |
| 18 | 505-0175 | 1 | Elbow, Pipe - 90° (2 NPT) | 41 | 130-4099 | 1 | Guard, Belt |
| 19 | 505-0172 | 1 | Nipple, Pipe - Close (2 NPT x 2"LG) | 42 | 800-0046 | 3 | Screw, Cap - Hex Head (3/8-16 x 1/2") |
| 20 | 800-0051 | 4 | Screw, Cap - Hex Head (3/8-16 x 1-1/4") | 43 | 130-2937 | 1 | Guard, Belt |
| 21 | 526-0066 | 4 | Washer, Flat (3/8") | 44 | 130-4264 | 1 | Guard, Belt |
| 22 | 154-1335 | 1 | Flange, Manifold - Exhaust | 45 | 800-0052 | 1 | Screw, Cap - Hex Head (3/8-16 x 1-1/2") |
| 23 | 505-0057 | 1 | Plug, Pipe - Square Head (1/8 NPT) | 46 | 895-0296-01 | 1 | Tubing, Glass Fiber(Not Shown) |

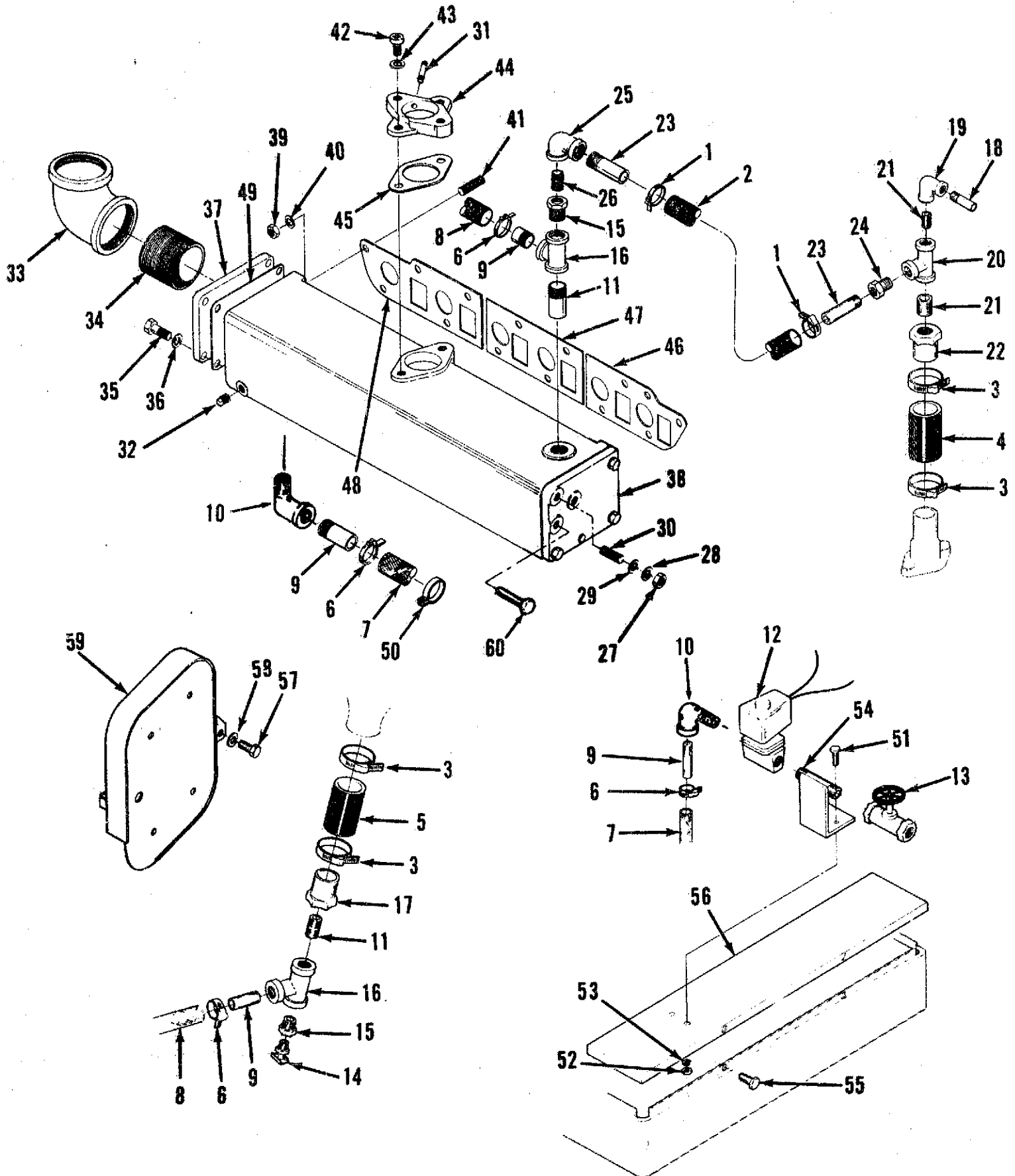
City Water Cooling System



City Water Cooling System

| REF NO. | PART NO. | QTY USED | PART DESCRIPTION | REF NO. | PART NO. | QTY USED | PART DESCRIPTION |
|---------|----------|----------|---|---------|----------|----------|---|
| 1 | 503-0365 | 4 | Clamp, Hose | 17 | 504-0019 | 1 | Valve, Globe (1/2 NPT) |
| 2 | 503-0826 | 2 | Hose | 18 | 505-0324 | 1 | Nipple, Pipe - Half (3/4 NPT x 2"LG) |
| 3 | 503-0189 | 2 | Clamp, Hose | 19 | 505-0132 | 1 | Elbow, Pipe - 90 DEG (3/4 NPT) |
| 4 | 503-0461 | 1 | Hose | 20 | 505-0102 | 2 | Nipple, Pipe - Close (3/4 NPT x 1-3/8"LG) |
| 5 | 502-1031 | 3 | Nipple, Pipe - Half (1/2 NPT x 2" Long) | 21 | 505-0166 | 1 | Tee, Pipe (3/4 NPT) |
| 6 | 503-0032 | 2 | Clamp, Hose | 22 | 110-1543 | 1 | Adapter, Hose - Hex |
| 7 | 503-0586 | 1 | Hose | 23 | 800-0007 | 2 | Screw, Cap - Hex Head (1/4-20 x 1") |
| 8 | 505-0010 | 2 | Nipple, Pipe - Half (1/2 NPT x 1-1/2"LG) | 24 | 850-0040 | 2 | Washer, Lock - Spring (1/4") |
| 9 | 505-0020 | 1 | Bushing, Reducer - Hex (3/4 NPT x 1/4 NPT) | 25 | 862-0001 | 2 | Nut, Hex (1/4-20) |
| 10 | 504-0003 | 1 | Cock, Drain (1/4 NPT) | 26 | 110-0526 | 1 | Bracket and Nipple Assembly |
| 11 | 505-0018 | 1 | Bushing, Reducer - Hex (1/2 NPT x 1/4 NPT) | 27 | 821-0014 | 6 | Screw, Self-locking - Hex Washer Head (5/16-18 x 5/8") |
| 12 | 505-0018 | 2 | Tee, Pipe (1/2 NPT) | 28 | 130-0499 | 1 | Plate, Mounting |
| 13 | 505-0100 | 2 | Nipple, Pipe - Close (1/2 NPT x 1-1/8"LG) | 29 | 800-0069 | 2 | Screw, Cap - Hex Head (7/16-14 x 3/4") |
| 14 | 110-0576 | 1 | Adapter, Hose - Hex | 30 | 850-0055 | 2 | Washer, Lock - Spring (7/16") |
| 15 | 505-0050 | 1 | Elbow, Street - 90 DEG (1/2 NPT) | 31 | 130-4099 | 1 | Guard, Belt |
| 16 | 307-0833 | 1 | Valve, Solenoid - 12 VDC (1/2 NPT) | | | | |

Non-Regulated City Water and Wet Manifold Cooling System

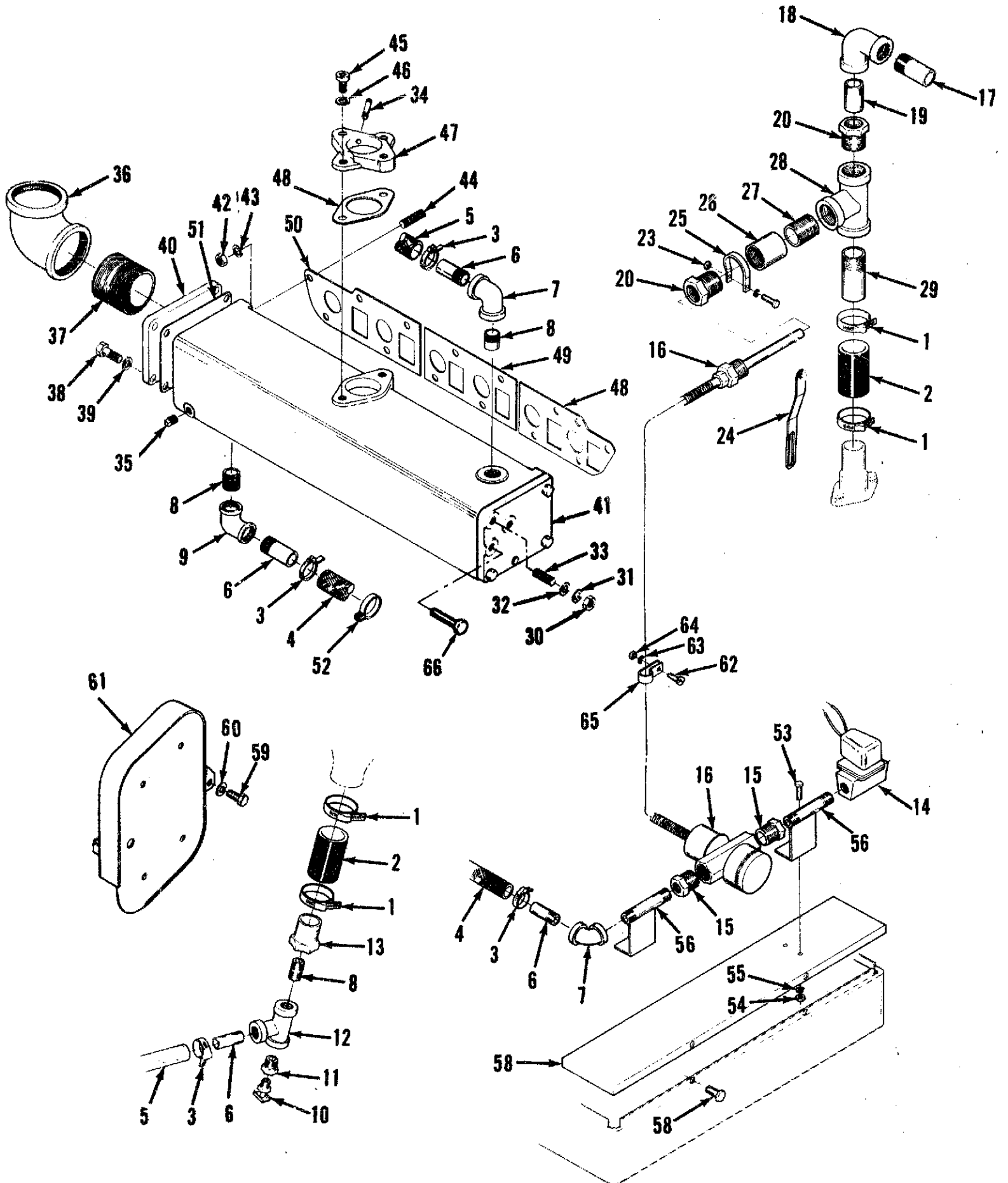


Non-Regulated City Water and Wet Manifold Cooling System

| REF NO. | PART NO. | QTY USED | PART DESCRIPTION | REF NO. | PART NO. | QTY USED | PART DESCRIPTION |
|---------|----------|----------|--|---------|----------|----------|--|
| 1 | 503-0032 | 2 | Clamp, Hose | 32 | 505-0056 | 1 | Plug, Pipe - Square Head (1/2 NPT) |
| 2 | 503-0084 | 1 | Hose | 33 | 505-0175 | 1 | Elbow, Pipe - 90 DEG (2 NPT) |
| 3 | 503-0365 | 4 | Clamp, Hose | 34 | 505-0172 | 1 | Nipple, Pipe - Close (2 NPT x 2"LG) |
| 4 | 503-0826 | 1 | Hose | 35 | 800-0051 | 4 | Screw, Cap - Hex Head (3/8-16 x 1-1/4") |
| 5 | 503-0826 | 1 | Hose | 36 | 526-0066 | 4 | Washer, Flat (3/8") |
| 6 | 503-0183 | 4 | Clamp, Hose | 37 | 154-1335 | 1 | Flange, Exhaust - Manifold |
| 7 | 503-1196 | 1 | Hose, 5 Feet Long | 38 | 154-2345 | 1 | Manifold, Liquid Cooled (Includes Parts Marked *) |
| 8 | 503-0200 | 1 | Hose - 3 Feet Long | 39 | 862-0003 | 13 | *Nut, Hex (3/8-24) |
| 9 | 502-1031 | 4 | Nipple, Pipe - Half (1/2 NPT x 2" Long) | 40 | 850-0050 | 13 | *Washer, Lock - Spring (3/8") |
| 10 | 505-0050 | 2 | Elbow, Street - 90 DEG (1/2 NPT) | 41 | 520-0564 | 13 | *Stud |
| 11 | 505-0100 | 2 | Nipple, Pipe - Close (1/2 NPT x 1-1/8"LG) | 42 | 802-0072 | 2 | *Screw, Cap - Socket Head (3/8-16 x 1") |
| 12 | 307-0833 | 1 | Valve, Solenoid - 12 VDC (1/2 NPT) | 43 | 850-0050 | 2 | *Washer, Lock - Spring (3/8") |
| 13 | 504-0019 | 1 | Valve, Globe (1/2 NPT) | 44 | | 1 | *Adapter, Carburetor Mounting |
| 14 | 504-0003 | 1 | Cock, Drain (1/4 NPT) | 45 | 145-0120 | 1 | *Gasket, Carburetor |
| 15 | 505-0018 | 1 | Bushing, Reducer - Hex (1/2 NPT x 1/4 NPT) | 46 | 154-1296 | 1 | *Gasket, Rear Manifold |
| 16 | 505-0108 | 2 | Tee, Pipe (1/2 NPT) | 47 | 154-1297 | 1 | *Gasket, Center Manifold |
| 17 | 110-0576 | 1 | Adapter, Hose - Hex | 48 | 154-1298 | 1 | *Gasket, Front Manifold |
| 18 | 505-0324 | 1 | Nipple, Pipe - Half (3/4 NPT x 2"LG) | 49 | 154-1299 | 1 | *Gasket, Manifold End |
| 19 | 505-0132 | 1 | Elbow, Pipe - 90 DEG (3/4 NPT) | 50 | 148-0274 | 1 | Bracket |
| 20 | 505-0166 | 1 | Tee, Pipe (3/4 NPT) | 51 | 800-0007 | 2 | Screw, Cap - Hex Head (1/4-20 x 1") |
| 21 | 505-0102 | 2 | Nipple, Pipe - Close (3/4 NPT x 1-3/8"LG) | 52 | 850-0040 | 2 | Washer, Lock - Spring (1/4") |
| 22 | 110-1543 | 1 | Adapter, Hose - Hex | 53 | 862-0001 | 2 | Nut, Hex (1/4-20) |
| 23 | 505-0010 | 2 | Nipple, Pipe - Half (1/4 NPT x 1"LG) | 54 | 110-0526 | 1 | Bracket and Nipple Assembly |
| 24 | 505-0020 | 1 | Bushing, Reducer - Hex (3/4 NPT x 1/4 NPT) | 55 | 821-0014 | 6 | Screw, Self-locking - Hex Washer Head (5/16-18 x 5/8") |
| 25 | 505-0038 | 1 | Elbow, Pipe - 90 DEG (1/4 NPT) | 56 | 130-0499 | 1 | Plate, Mounting |
| 26 | 505-0099 | 1 | Nipple, Pipe - Close (1/4 NPT x 7/8"LG) | 57 | 800-0069 | 2 | Screw, Cap - Hex Head (7/16-14 x 3/4") |
| 27 | 104-0091 | 3 | Nut, Hex (3/8-24) | 58 | 850-0055 | 2 | Washer, Lock - Spring (7/16") |
| 28 | 850-0050 | 3 | Washer, Lock - Spring (3/8") | 59 | 130-4099 | 1 | Guard, Belt |
| 29 | 526-0030 | 3 | Washer, Flat (3/8") | 60 | 800-0052 | 1 | Screw, Cap - Hex Head (3/8-16 x 1-1/2") |
| 30 | 520-0238 | 2 | Stud | | | | |
| 31 | 505-0271 | 1 | Nipple, Pipe (1/4 NPT x 3-1/2"LG) | | | | |

* - Parts Included with Manifold.

Regulated City Water and Wet Manifold Cooling System

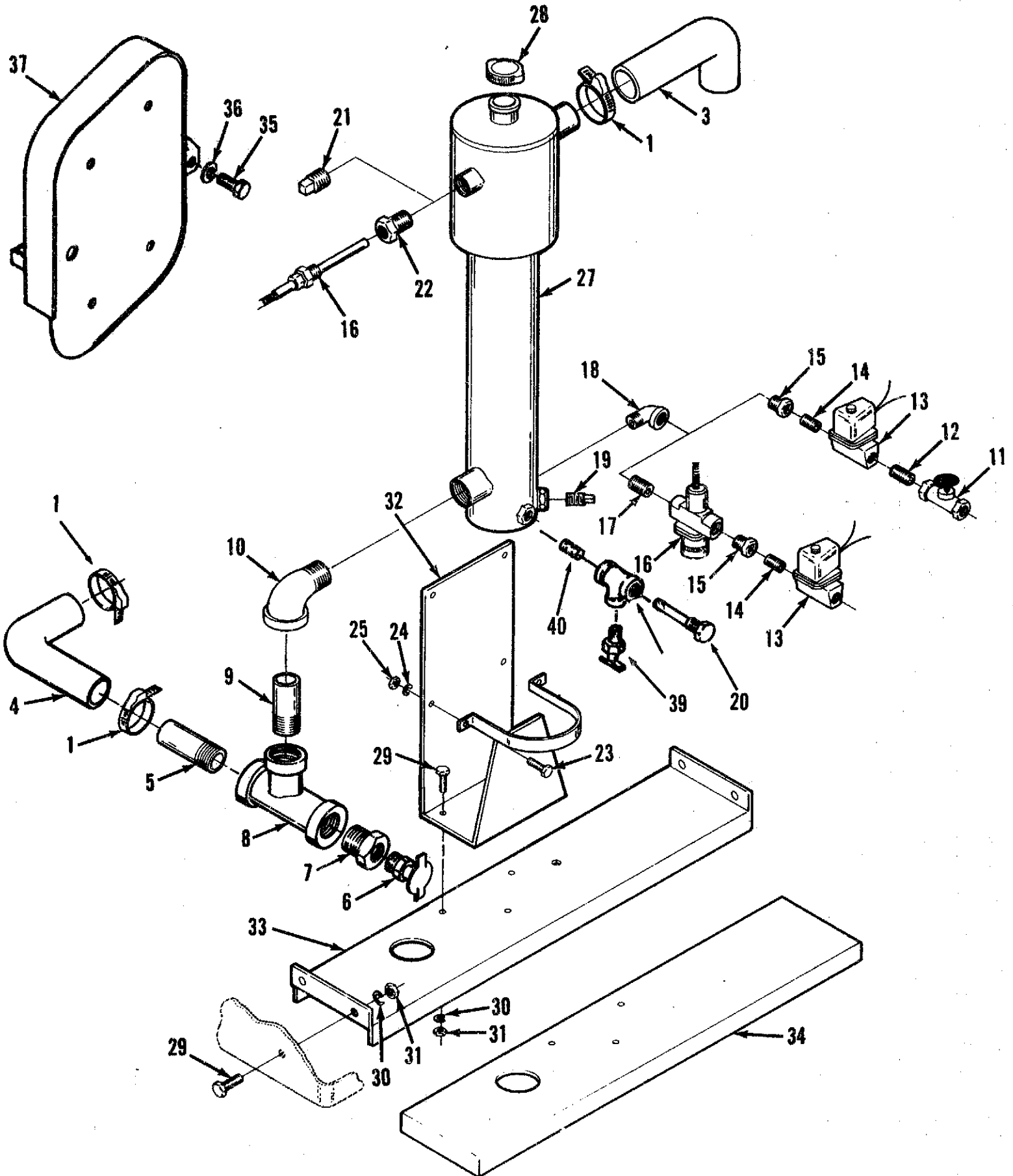


Regulated City Water and Wet Manifold Cooling System

| REF NO. | PART NO. | QTY USED | PART DESCRIPTION | REF NO. | PART NO. | QTY USED | PART DESCRIPTION |
|---------|----------|----------|--|---------|----------|----------|--|
| 1 | 503-0365 | 4 | Clamp, Hose | 35 | 505-0056 | 1 | Plug, Pipe - Square Head (1/2 NPT) |
| 2 | 503-0826 | 2 | Hose | 36 | 505-0175 | 1 | Elbow, Pipe - 90 DEG (2 NPT) |
| 3 | 503-0183 | 4 | Clamp, Hose | 37 | 505-0172 | 1 | Nipple, Pipe - Close (2 NPT x 2"LG) |
| 4 | 503-1196 | 1 | Hose, 5 Feet Long | 38 | 800-0051 | 4 | Screw, Cap - Hex Head (3/8-16 x 1-1/4") |
| 5 | 503-1194 | 1 | Hose, 1 Foot Long | 39 | 526-0066 | 4 | Washer, Flat (3/8") |
| 6 | 502-1031 | 4 | Nipple, Pipe - Half (1/2 NPT x 2" Long) | 40 | 154-1335 | 1 | Flange, Exhaust - Manifold |
| 7 | 505-0040 | 2 | Elbow, Pipe - 90 DEG (1/2 NPT) | 41 | 154-2345 | 1 | Manifold, Liquid Cooled (Includes Parts Marked *) |
| 8 | 505-0100 | 4 | Nipple, Pipe - Close (1/2 NPT x 1-1/8"LG) | 42 | 862-0003 | 13 | *Nut, Hex (3/8-24) |
| 9 | 505-0190 | 1 | Elbow, Pipe - 45 DEG (1/2 NPT) | 43 | 850-0050 | 13 | *Washer, Lock - Spring (3/8") |
| 10 | 504-0003 | 1 | Cock, Drain (1/4 NPT) | 44 | 520-0564 | 13 | *Stud |
| 11 | 505-0018 | 1 | Bushing, Reducer - Hex (1/2 NPT x 1/4 NPT) | 45 | 802-0072 | 2 | *Screw, Cap - Socket Head (3/8-16 x 1") |
| 12 | 505-0108 | 1 | Tee, Pipe (1/2 NPT) | 46 | 850-0050 | 2 | *Washer, Lock - Spring (3/8") |
| 13 | 110-0576 | 1 | Adapter, Hose - Hex | 47 | 145-0120 | 1 | *Adapter, Carburetor Mounting |
| 14 | 307-0833 | 1 | Valve, Solenoid - 12 VDC (1/2 NPT) | 48 | 154-1296 | 1 | *Gasket, Carburetor |
| 15 | 505-0021 | 2 | Bushing, Reducer - Hex (3/4 NPT x 1/2 NPT) | 49 | 154-1297 | 1 | *Gasket, Rear Manifold |
| 16 | 309-0241 | 1 | Valve, Regulating - Temperature | 50 | 154-1298 | 1 | *Gasket, Center Manifold |
| 17 | 505-0324 | 1 | Nipple, Pipe - Half (3/4 NPT x 2"LG) | 51 | 154-1299 | 1 | *Gasket, Front Manifold |
| 18 | 505-0051 | 1 | Elbow, Pipe - 90 DEG (3/4 NPT) | 52 | 148-0274 | 1 | *Gasket, Manifold End |
| 19 | 505-0102 | 1 | Nipple, Pipe - Close (3/4 NPT x 1-3/8"LG) | 53 | 800-0007 | 2 | Bracket |
| 20 | 505-0289 | 2 | Bushing, Reducer - Hex (1-1/2 NPT x 3/4 NPT) | 54 | 850-0040 | 2 | Screw, Cap - Hex Head (1/4-20 x 1") |
| 21 | 800-0005 | 1 | Screw, Cap - Hex Head (1/4-20 x 3/4") | 55 | 862-0001 | 2 | Washer, Lock - Spring (1/4") |
| 22 | 850-0040 | 1 | Washer, Lock - Spring (1/4") | 56 | 110-0526 | 1 | Nut, Hex (1/4-20) |
| 23 | 862-0001 | 1 | Nut, Hex (1/4-20) | 57 | 821-0014 | 6 | Bracket and Nipple Assembly |
| 24 | 130-0757 | 1 | Bracket, Support - Pipe | 58 | 130-0499 | 1 | Screw, Self-locking - Hex Washer Head (5/16-18 x 5/8") |
| 25 | 130-0522 | 1 | Clamp, Loop | 59 | 800-0069 | 2 | Plate, Mounting |
| 26 | 505-0032 | 1 | Coupling, Pipe (1-1/2 NPT) | 60 | 850-0055 | 2 | Screw, Cap - Hex Head (7/16-14 x 3/4") |
| 27 | 505-0642 | 1 | Nipple, Pipe (1-1/2 NPT x 2-1/2"LG) | 61 | 130-4099 | 1 | Washer, Lock - Spring (7/16") |
| 28 | 505-0317 | 1 | Tee, Pipe (1-1/2 NPT) | 62 | 812-0079 | 1 | Guard, Belt |
| 29 | 505-0385 | 1 | Nipple, Pipe - Half (1-1/2 NPT x 2"LG) | 63 | 850-0025 | 1 | Screw, Machine - Round Head (#8-32 x 1/2") |
| 30 | 104-0091 | 3 | Nut, Hex (3/8-24) | 64 | 860-0008 | 1 | Washer, Lock - Spring (#8) |
| 31 | 850-0050 | 3 | Washer, Lock - Spring (3/8") | 65 | 332-0050 | 1 | Nut, Hex (#8-32) |
| 32 | 526-0030 | 3 | Washer, Flat (3/8") | 66 | 800-0052 | 1 | Clamp, Loop |
| 33 | 520-0238 | 2 | Stud | | | | Screw, Cap - Hex Head (3/8-16 x 1-1/2") |
| 34 | 505-0271 | 1 | Nipple, Pipe (1/4 NPT x 3-1/2"LG) | | | | |

* - Parts Included with Manifold.

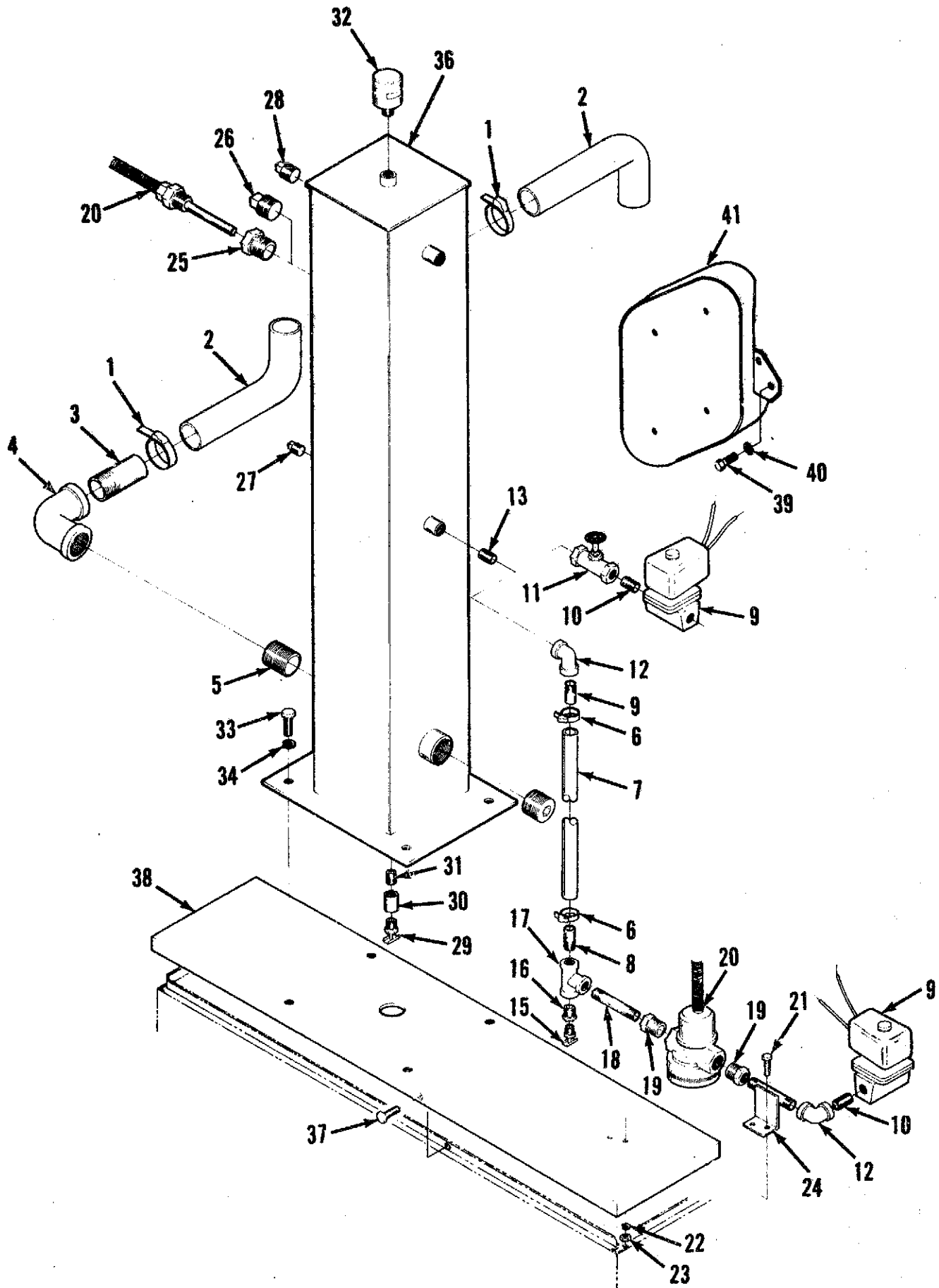
City Water and Heat Exchanger Cooling System



City Water and Heat Exchanger Cooling System

| REF NO. | PART NO. | QTY USED | PART DESCRIPTION | REF NO. | PART NO. | QTY USED | PART DESCRIPTION |
|---------|----------|----------|--|---------|-------------|----------|--|
| 1 | 503-0365 | 4 | Clamp, Hose | 20 | 130-1340 | 1 | Pencil, Zinc |
| 3 | 503-0491 | 1 | Hose - Preformed | 21 | 505-0140 | 1 | Plug, Pipe - Square Head (1 NPT) |
| 4 | 503-0490 | 1 | Hose - Preformed | 22 | 505-0129 | 1 | Bushing, Reducer - Hex (1 NPT x 3/4 NPT) |
| 5 | 505-0444 | 1 | Nipple, Pipe - Half (1-1/2 NPT x 2-1/4"LG) | 23 | 800-0004 | 4 | Screw, Cap - Hex Head (1/4-20 x 5/8") |
| 6 | 504-0003 | 1 | Cock, Drain (1/4 NPT) | 24 | 850-0040 | 4 | Washer, Lock - Spring (1/4") |
| 7 | 505-0426 | 1 | Bushing, Reducer - Hex (1-1/2 NPT x 1/4 NPT) | 25 | 862-0001 | 1 | Nut, Hex (1/4-20) |
| 8 | 505-0317 | 1 | Tee, Pipe (1-1/2 NPT) | 26 | 130-0802 | 2 | Strap, Retaining |
| 9 | 505-0642 | 1 | Nipple, Pipe - Half (1-1/2 NPT x 4"LG) | 27 | 130-0796 | 1 | Exchanger, Heat (Includes Cap) |
| 10 | 505-0462 | 1 | Elbow, Pipe - Street, 90 DEG (1-1/2 NPT) | 28 | 130-0661 | 1 | Cap, Radiator |
| 11 | 504-0019 | 1 | Valve, Globe (1/2 NPT) | 29 | 800-0026 | 9 | Screw, Cap - Hex head (5/16-18 x 3/4") |
| 12 | 505-0100 | 1 | Nipple, Pipe - Close (1/2 NPT x 1-1/8"LG) | 30 | 850-0045 | 9 | Washer, Lock - Spring (5/16") |
| 13 | 307-0833 | 1 | Valve, Solenoid - 12 VDC (1/2 NPT) | 31 | 862-0015 | 9 | Nut, Hex (5/16-18) |
| 14 | 505-0100 | 1 | Nipple, Pipe - Close (1/2 NPT x 1-1/8"LG) | 32 | 130-0819 | 1 | Bracket, Mounting |
| 15 | 505-0021 | 1 | Bushing, Reducer - Hex (3/4 NPT x 1/2 NPT) | 33 | 130-0828 | 1 | Plate, Mounting - Housed Set |
| 16 | 309-U241 | 1 | Valve, Regulating - Temperature | 34 | 130-0805 | 1 | Plate, Mounting - Unhoused Set |
| 17 | 505-0102 | 1 | Nipple, Pipe - Close (3/4 NPT x 1-3/8"LG) | 35 | 800-0069 | 2 | Screw, Cap - Hex Head (7/16-14 x 3/4") |
| 18 | 505-0691 | 1 | Elbow, Pipe - Street, 45 DEG (3/4 NPT) | 36 | 850-0055 | 2 | Washer, Lock - Spring (7/16") |
| 19 | 505-0130 | 1 | Plug, Pipe - Square Head (3/4 NPT) | 37 | 130-4099 | 1 | Guard, Belt |
| | | | | 38 | 504-0005 | 1 | Cock, Drain (1/8 NPT) Begin Spec R (Not Illustrated) |
| | | | | 39 | 504-0028 | 1 | Cock, Drain (1/4 NPT) |
| | | | | 40 | 505-0098 | 1 | Nipple, Close (1/4 NPT) |
| | | | | 41 | 505-0184 | 1 | Tee, Pipe (1/4 NPT) |
| | | | | 42 | 895-0296-01 | 1 | Tubing, Glass Fiber(Not Shown) |

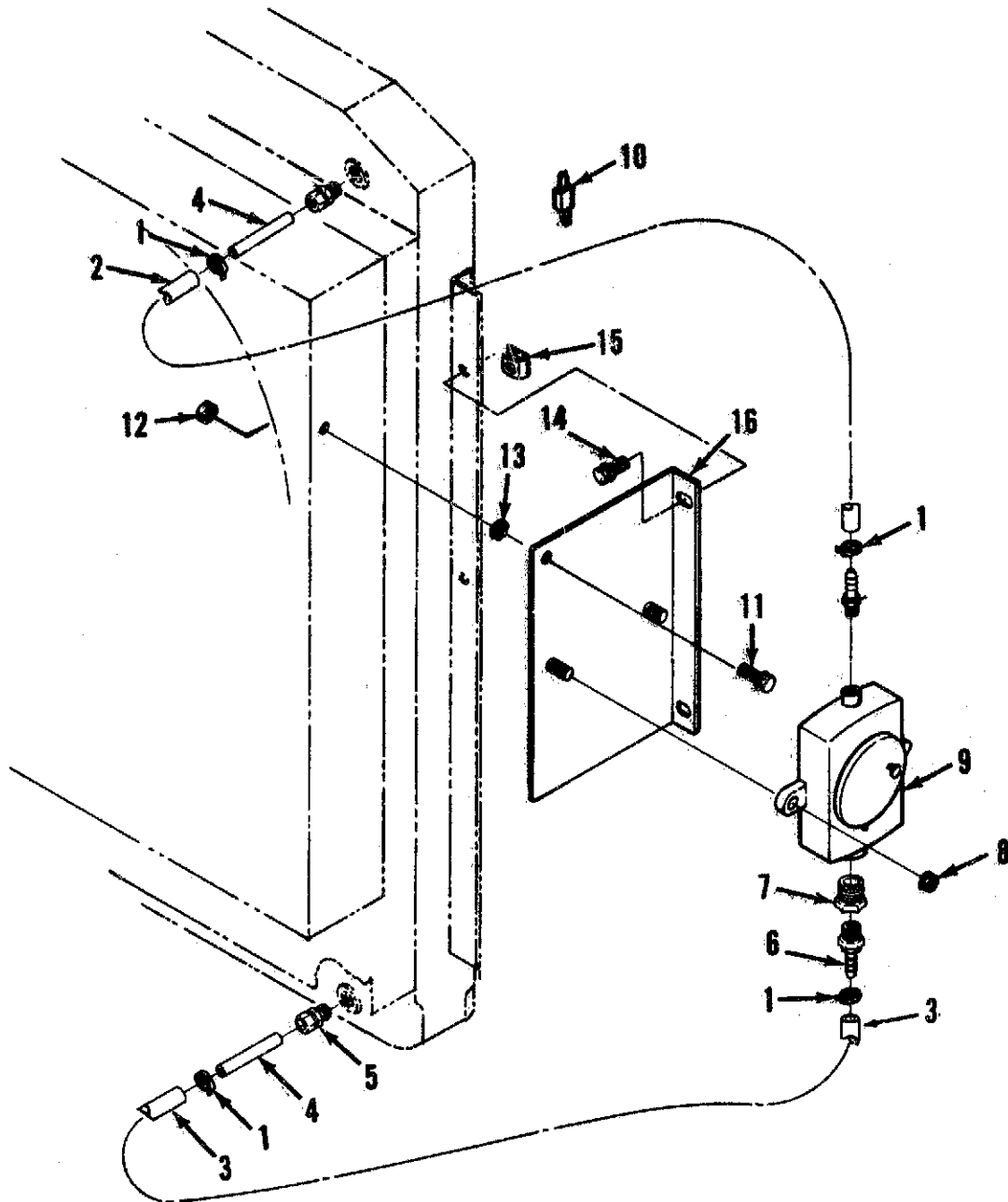
City Water and Standpipe Cooling System



City Water and Standpipe Cooling System

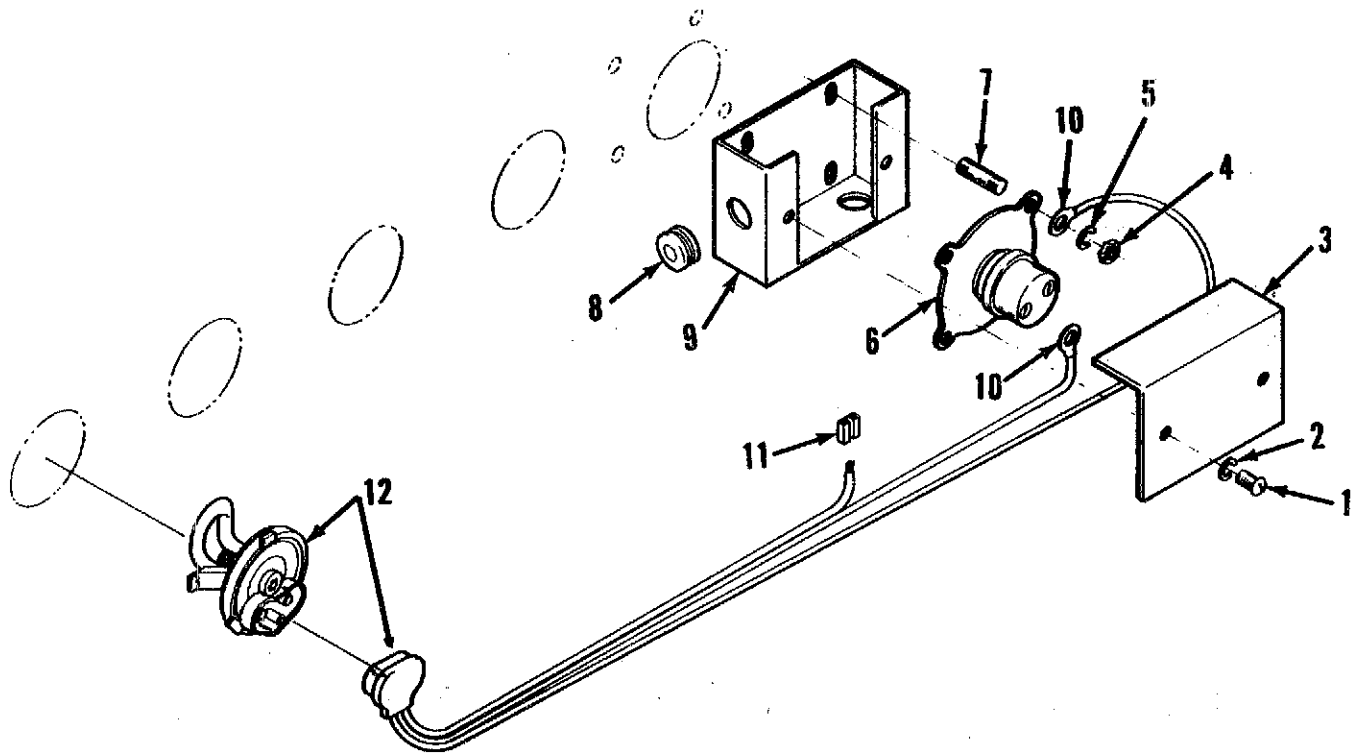
| REF NO. | PART NO. | QTY USED | PART DESCRIPTION | REF NO. | PART NO. | QTY USED | PART DESCRIPTION |
|---------|----------|----------|--|---------|----------|----------|---|
| 1 | 503-0365 | 4 | Clamp, Hose | 20 | 309-0241 | 1 | Valve, Regulating - Temperature |
| 2 | | | Hose - Preformed | 21 | 800-0027 | 2 | Screw, Cap - Hex Head (5/16-18 x 7/8") |
| | 503-0490 | 1 | Lower | 22 | 850-0045 | 2 | Washer, Lock - Spring (5/16") |
| | 503-0491 | 1 | Upper | 23 | 862-0015 | 2 | Nut, Hex (5/16-18) |
| 3 | 505-0385 | 1 | Nipple, Pipe - Half (1-1/2 NPT x 2"LG) | 24 | 110-0526 | 1 | Bracket and Nipple Assembly |
| 4 | 505-0183 | 1 | Elbow, Pipe - 90 DEG, Reducing (1-1/2 NPT x 1/1/4 NPT) | 25 | 505-0129 | 1 | Bushing, Reducer - Hex (1 NPT x 3/4 NPT) |
| 5 | 505-0258 | 1 | Nipple, Pipe (1-1/4 NPT x 3"LG) | 26 | 505-0140 | 1 | Plug, Pipe - Square Head (1 NPT) |
| 6 | 503-0189 | 2 | Clamp, hose | 27 | 505-0056 | 1 | Plug, Pipe - Square Head (1/2 NPT) |
| 7 | 503-0437 | 1 | Hose | 28 | 505-0130 | 2 | Plug, Pipe - Square Head (3/4 NPT) |
| 8 | 502-1031 | 2 | Nipple, Pipe - Half (1/2 NPT x 2" Long) | 29 | 504-0028 | 1 | Cock, Drain (3/8 NPT) |
| 9 | 307-0833 | 1 | Valve, Solenoid - 12 VDC (1/2 NPT) | 30 | 505-0028 | 1 | Coupling, Pipe (3/8 NPT) |
| 10 | 505-0100 | 1 | Nipple, Pipe - Close (1/2 NPT x 1-1/8"LG) | 31 | 505-0101 | 1 | Nipple, Pipe - Close (3/8 NPT x 1"LG) |
| 11 | 504-0019 | 1 | Valve, Globe (1/2 NPT) | 32 | 504-0062 | 1 | Valve, Relief - Vacuum |
| 12 | 505-0040 | 2 | Elbow, Pipe - 90 DEG (1/2 NPT) | 33 | 800-0048 | 4 | Screw, Cap - Hex Head (3/8-16 x 3/4") |
| 13 | 505-0100 | 1 | Nipple, Pipe - Close (1/2 NPT x 1-1/8"LG) | 34 | 850-0050 | 4 | Washer, Lock - Spring (3/8") |
| 14 | 505-0949 | 1 | Plug, Pipe - Socket Head (1-1/4 NPT) | 36 | 130-0659 | 1 | Standpipe |
| 15 | 504-0028 | 1 | Cock, Drain (3/8 NPT) | 37 | 821-0018 | 6 | Screw, Self-locking - Hex Washer Head (1/4-20 x 5/8") |
| 16 | 505-0019 | 1 | Bushing, Reducer - Hex (1/2 NPT x 3/8 NPT) | 38 | 130-0636 | 1 | Plate, Mounting |
| 17 | 505-0108 | 1 | Tee, Pipe (1/2 NPT) | 39 | 800-0069 | 2 | Screw, Cap - Hex Head (7/16-14 x 3/4") |
| 18 | 505-0002 | 1 | Nipple, Pipe (1/2 NPT x 3"LG) | 40 | 850-0055 | 2 | Washer, Lock - Spring (7/16") |
| 19 | 505-0021 | 1 | Bushing, Reducer - Hex (3/4 NPT x 1/2 NPT) | 41 | 130-4099 | 1 | Guard, Belt |

Low Water Level Switch



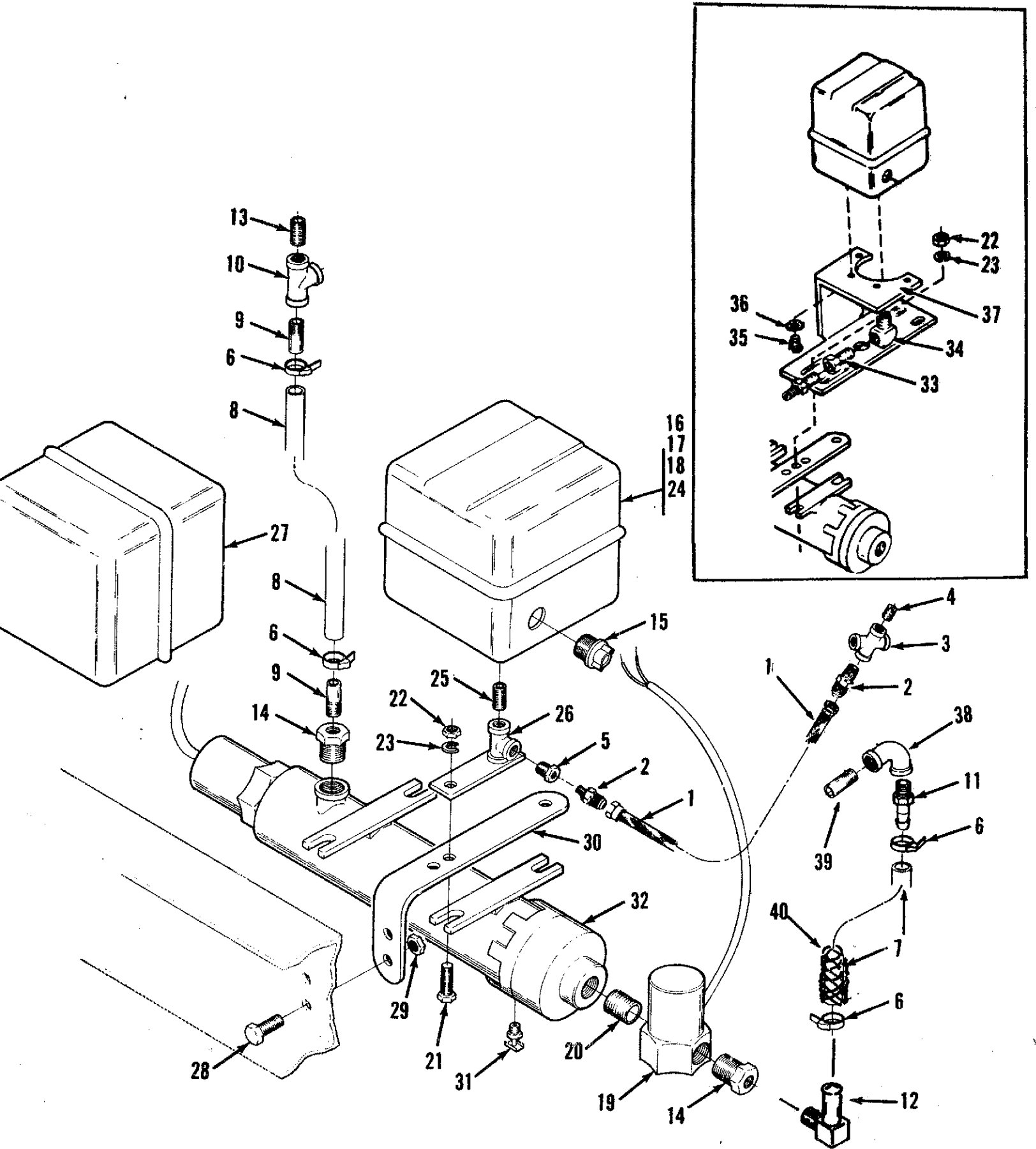
| REF NO. | PART NO. | QTY USED | PART DESCRIPTION | REF NO. | PART NO. | QTY USED | PART DESCRIPTION |
|---------|-------------|----------|--|---------|----------|----------|--|
| 1 | 503-0685 | 4 | Clamp, Hose | 10 | 357-0030 | 2 | Diode |
| 2 | 503-1418 | 1 | Hose, 1/4"x10" | 11 | 821-0015 | 1 | Screw, Self-locking - Hex Washer Head (1/4-20 x 3/4") |
| 3 | 503-1418 | 1 | Hose, 1/4"x18" | 12 | 870-0212 | 1 | Nut, Self-locking - Hex Washer Head (1/4-20) |
| 4 | 130-2053 | 2 | Tube (1/4"OD x 2"LG) (Copper) | 13 | 526-0018 | 2 | Washer, Flat (1/4") |
| 6 | 502-0801 | 2 | Connector, Hose | 14 | 821-0014 | 2 | Screw, Self-locking - Hex Washer Head (5/16-18 x 1/2") |
| 7 | 505-0802 | 1 | Bushing, Reducer - Hex 1" NPT x 1/4" NPT - Specs C-P | 15 | 870-0113 | 2 | Nut, Retainer (5/16-18) |
| | 502-0029-04 | 1 | 1/2" NPT x 1/4" NPT - Begin Spec R | 16 | 405-4659 | 1 | Plate, Mounting |
| 8 | 870-0212 | 2 | Nut, Self-locking - Hex Washer Head (1/4-20) | | | | |
| 9 | 193-0329 | 1 | Switch, Level - Water Specs C-P | | | | |
| | 193-0292 | 1 | Begin Spec R | | | | |

Water Heater



| REF NO. | PART NO. | QTY USED | PART DESCRIPTION | REF NO. | PART NO. | QTY USED | PART DESCRIPTION |
|---------|----------|----------|---|---------|----------|----------|---|
| 1 | 812-0076 | 2 | Screw, Machine - Round Head (#8-32 x 5/16") | 7 | 520-0446 | 2 | Stud #10-32 x 3/4" For 120 Volt Application |
| 2 | 850-0025 | 2 | Washer, Lock - Spring (#8) | | 520-0672 | 2 | #10-32 x 1" For 240 Volt Application |
| 3 | 333-0013 | 1 | For 120 Volt Application | 8 | 508-0008 | 2 | Grommet |
| | 333-0056 | 1 | For 240 Volt Application | 9 | 333-0012 | 1 | Box For 120 Volt Application |
| 4 | 870-0053 | 2 | Nut, Hex (#10-32) | | 333-0057 | 1 | For 240 Volt Application |
| 5 | 850-0030 | 2 | Washer, Lock - Spring (#10) | 10 | 332-0014 | 2 | Terminal |
| 6 | 309-0106 | 1 | Switch, Thermostatic | 11 | 323-0957 | 1 | Nut, Wire |
| | 309-0256 | 1 | 120 Volt, 25 Amp, SPST | 12 | 333-0118 | 1 | Heater, Electrical (Includes Plug-in Cable) |
| | | | 120/240 Volt, 25-40 Amp, DPST | | | | |

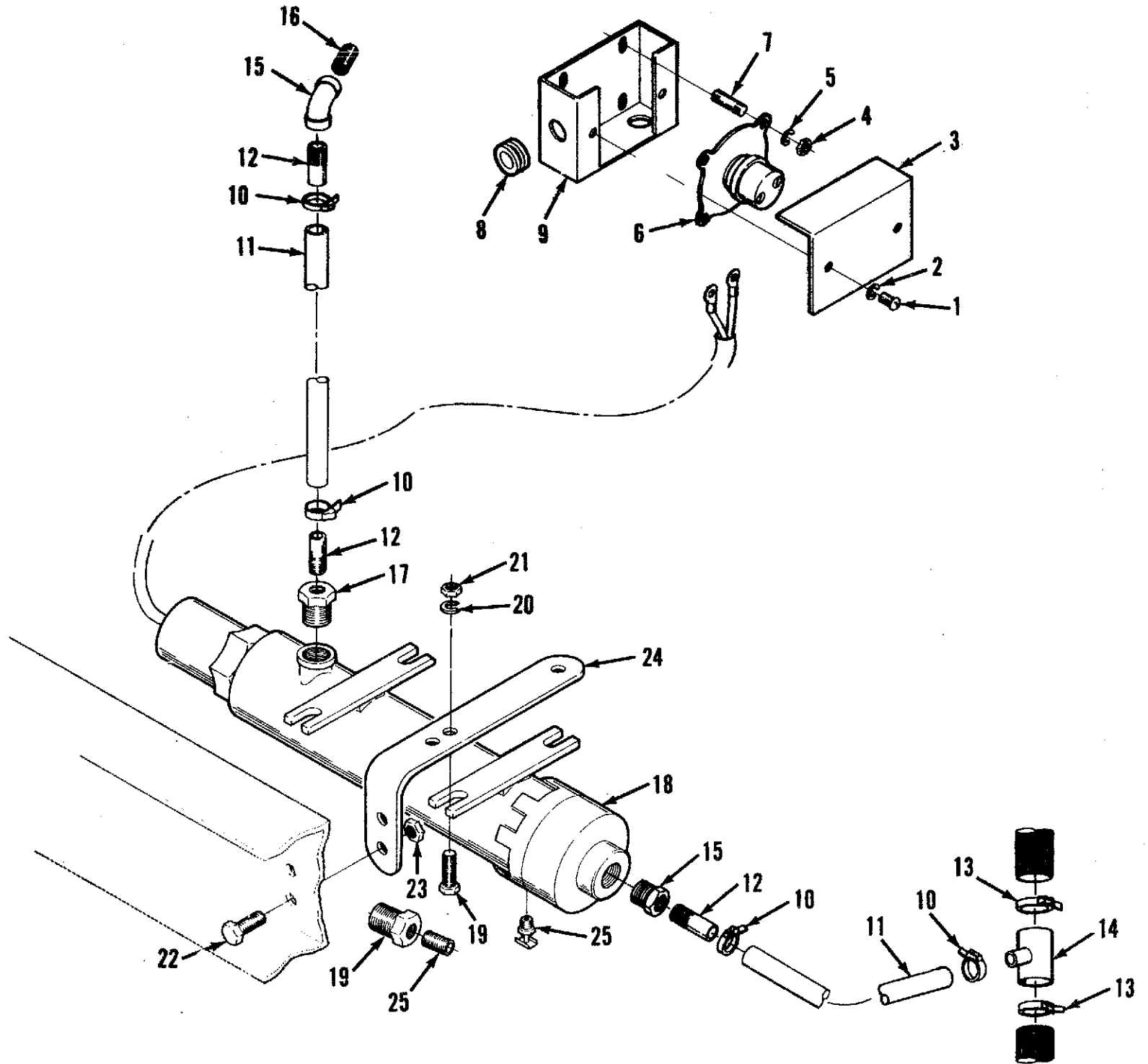
Water Heater



Water Heater

| REF NO. | PART NO. | QTY USED | PART DESCRIPTION | REF NO. | PART NO. | QTY USED | PART DESCRIPTION |
|---------|----------|----------|--|---------|-------------|----------|---|
| 1 | 501-0199 | 1 | Line, Fuel - Flexible | 27 | | | Contactor, Electrical |
| 2 | 502-0193 | 2 | Connector, Tube to Pipe | | 307-1460 | 1 | 230 VAC, 3 Pole |
| 3 | 505-0763 | 1 | Cross, Pipe (1/8 NPT) | | 307-1164 | 1 | 460 VAC, 3 Pole |
| 4 | 505-0098 | 1 | Nipple, Pipe - Close (1/8 NPT x 3/4"LG) | 28 | 821-0016 | 4 | Screw, Self-Locking - Hex Washer Head (5/16-18 x 3/4") |
| 5 | 505-0007 | 1 | Bushing, Redcer - Hex (1/4 NPT x 1/8 NPT) | 29 | 870-0257 | 4 | Nut, Self-Locking - Hex Washer Head (5/16-18) |
| 6 | 503-0183 | 4 | Clamp, Hose | 30 | 130-1192 | 2 | Bracket, Mounting |
| 7 | 503-0710 | 1 | Hose, Rubber 5/8" x 22"LG | 31 | 504-0003 | 1 | Cock, Drain (1/4 NPT) |
| 8 | 503-0113 | 1 | Hose, Heater 5/8" x 16"LG | 32 | | | Heater, Electrical - 1500 Watt |
| 9 | 505-0135 | 2 | Nipple, Pipe - Half (3/8 NPT x 1-1/2"LG) | | 333-0093 | 1 | 1 Phase |
| 10 | 505-0060 | 1 | Tee, Pipe (3/8 NPT) | | 333-0177 | 1 | 115 VAC |
| 11 | 502-0613 | 1 | Adapter, Pipe to Hose (1/4 NPT) | | 333-0162 | 1 | 208 VAC |
| 12 | 502-0942 | 1 | Elbow, Pipe - 90 DEG (3/8 NPT) Beaded | | 333-0168 | 1 | 240 VAC |
| 13 | 505-0101 | 1 | Nipple, Pipe - Close (3/8 NPT x 1"LG) | | 333-0171 | 1 | 480 VAC |
| 14 | 505-0455 | 2 | Bushing, Reducer - Hex (1 NPT x 3/8 NPT) | 33 | 505-0007 | 1 | 3 Phase |
| 15 | 331-0027 | 2 | Connector, Cable | | 333-0178 | 1 | 208 VAC |
| 16 | 332-0014 | 2 | Terminal, Ring (#10) | | 333-0173 | 1 | 380 VAC |
| 17 | 332-0149 | 4 | Terminal, Ring (#8) | 34 | 502-0054 | 1 | 480 VAC |
| 18 | 332-0807 | 4 | Terminal, Ring (Not Shown) | | | | Bushing, Reducer - Hex (1/4 NPT x 1/8 NPT) |
| 19 | 323-0957 | 5 | Nut, Wire | 35 | 812-0079 | 4 | Begin 1983 |
| 20 | 309-0304 | 1 | Switch, Thermostatic | | | | Elbow, Pipe - Street, 90 DEG Brass (1/4 NPT) |
| 21 | 505-0004 | 1 | Nipple, Pipe - Close (1 NPT x 1-1/4"LG) | 36 | 850-0025 | 4 | Begin 1983 |
| 22 | 800-0007 | 4 | Screw, Cap - Hex Head (1/4-20 x 1") | 37 | 333-0224 | 1 | Screw, Machine - Round Head (#8-32 x 1/2") |
| 23 | 862-0001 | 4 | Nut, Hex (1/4-20) | | | | Begin 1983 |
| 24 | 850-0040 | 4 | Washer, Lock - Spring (1/4") | 38 | 505-0038 | 1 | Washer, Lock - ET (#8) |
| 25 | 309-0307 | 1 | Switch, Pressure | 39 | 505-0099 | 1 | Begin 1983 |
| 26 | 505-0099 | 1 | Nipple, Pipe - Close (1/4 NPT x 7/8"LG) | 40 | 895-0295-01 | AR | Bracket, Support |
| | | | 1970 thru 1982 | | | | Begin 1983 |
| 26 | 333-0142 | 1 | Support with Tee 1970 Thru 1982 | | | | Elbow, Pipe - 90 DEG |
| | | | | | | | Nipple, Pipe - Close 1/4 NPT |
| | | | | | | | Tubing, Fiberglass - 2 Foot Lengths |

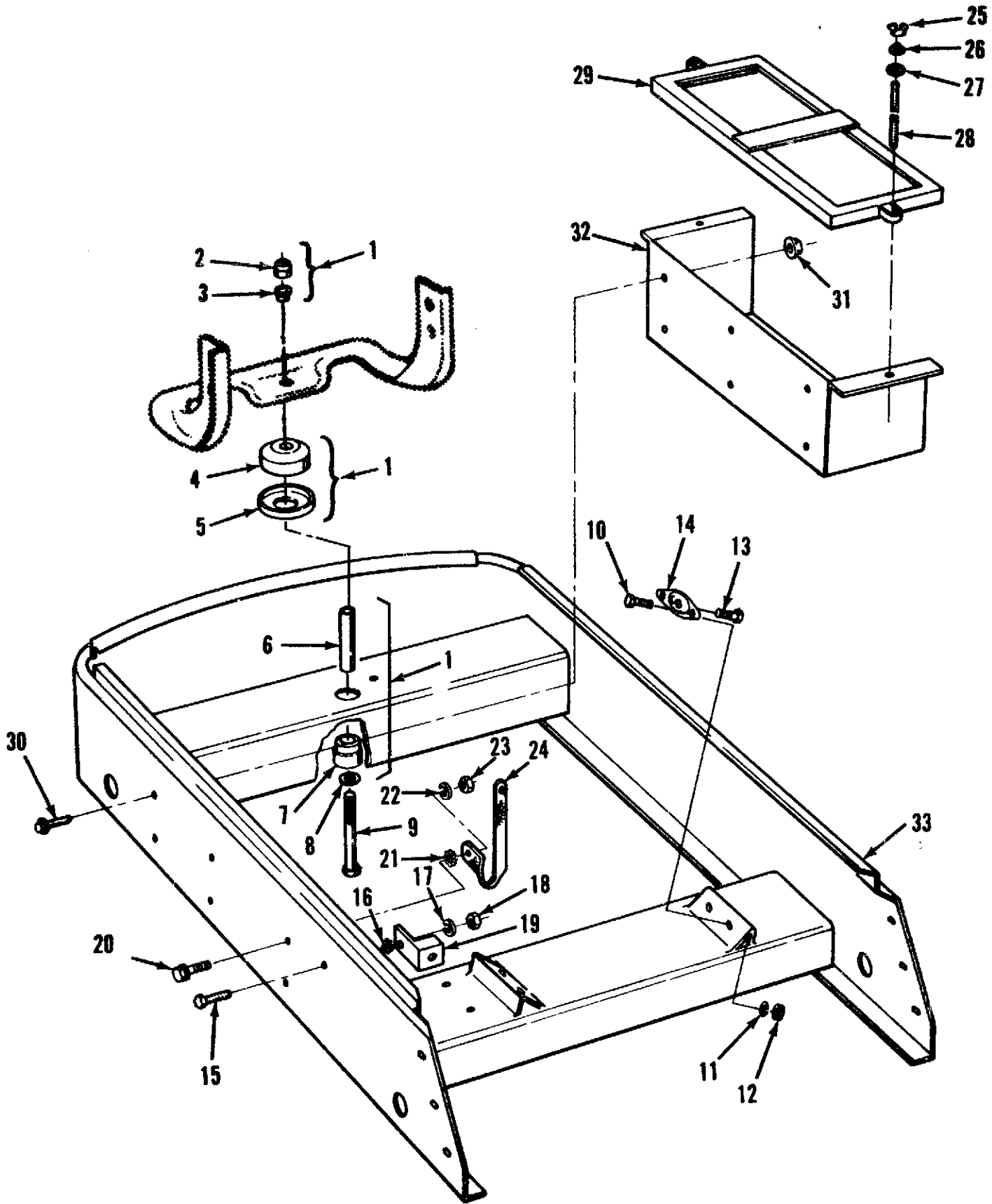
Water Heater



Water Heater

| REF NO. | PART NO. | QTY USED | PART DESCRIPTION | REF NO. | PART NO. | QTY USED | PART DESCRIPTION |
|---------|----------|----------|---|---------|----------|----------|--|
| 1 | 812-0076 | 2 | Screw, Machine - Round Head (#8-32 x 5/16") | 13 | 503-0311 | 2 | Clamp, hose |
| 2 | 850-0025 | 2 | Washer, Lock - Spring (#8) | 14 | 503-0517 | 1 | Adapter, Hose |
| 3 | | | Cover, Box | 15 | 505-0190 | 1 | Elbow, Pipe - 45 DEG (1/2 NPT) |
| | 333-0013 | 1 | For 120 Volt Application | 16 | 505-0106 | 1 | Nipple, Pipe - Close (1/2 NPT x 1-1/2") |
| | 333-0056 | 1 | For 240 Volt Application | 17 | 505-0021 | 2 | Bushing, Reducer - Hex (3/4 NPT x 1/2 NPT) |
| 4 | 870-0053 | 2 | Nut, Hex (#10-32) | 18 | | | Heater, Electrical |
| 5 | 850-0030 | 2 | Washer, Lock - Spring (#10) | | 333-0093 | 1 | 1500 Watt, 120 VAC, 1 Phase |
| 6 | | | Switch, Thermostatic | | 333-0177 | 1 | 1500 Watt, 208 VAC, 1 Phase |
| | 309-0106 | 1 | 120 VAC, 25 AMP, SPST | | 333-0171 | 1 | 1500 Watt, 208 VAC, 3 Phase |
| | 309-0256 | 1 | 120/250 VAC, 40-25 AMP, DPST | | 333-0162 | 1 | 1500 Watt, 240 VAC 1 Phase |
| 7 | | | Stud | 19 | 800-0007 | 4 | Screw, Cap - Hex Head (1/4-20 x 1") |
| | 520-0446 | 2 | #10-32 x 3/4" | 20 | 862-0001 | 4 | Nut, Hex (1/4-20) |
| | 520-0672 | 2 | #10-32 x 1" | 21 | 850-0040 | 4 | Washer, Lock - Spring (1/4") |
| 8 | 508-0008 | 2 | Grommet | 22 | 821-0018 | 4 | Screw, Self-Locking - Hex Washer Head (5/16-18 x 3/4") |
| 9 | | | Box, Thermostat | 23 | 870-0257 | 4 | Nut, Self-Locking - hex Washer, Head (5/16-18) |
| | 333-0012 | 1 | For 120 Volt Application | 24 | 130-1192 | 2 | Bracket, Mounting |
| | 333-0057 | 1 | For 240 Volt Application | 25 | 504-0003 | 1 | Cock, Drain (1/4 NPT) |
| 10 | 503-0189 | 4 | Clamp, Hose | | | | |
| 11 | 503-0833 | AR | Hose, Rubber - 24" Long | | | | |
| 12 | 502-1031 | 3 | Nipple, Pipe - Half (1/2 NPT x 2" Long) | | | | |

Chassis

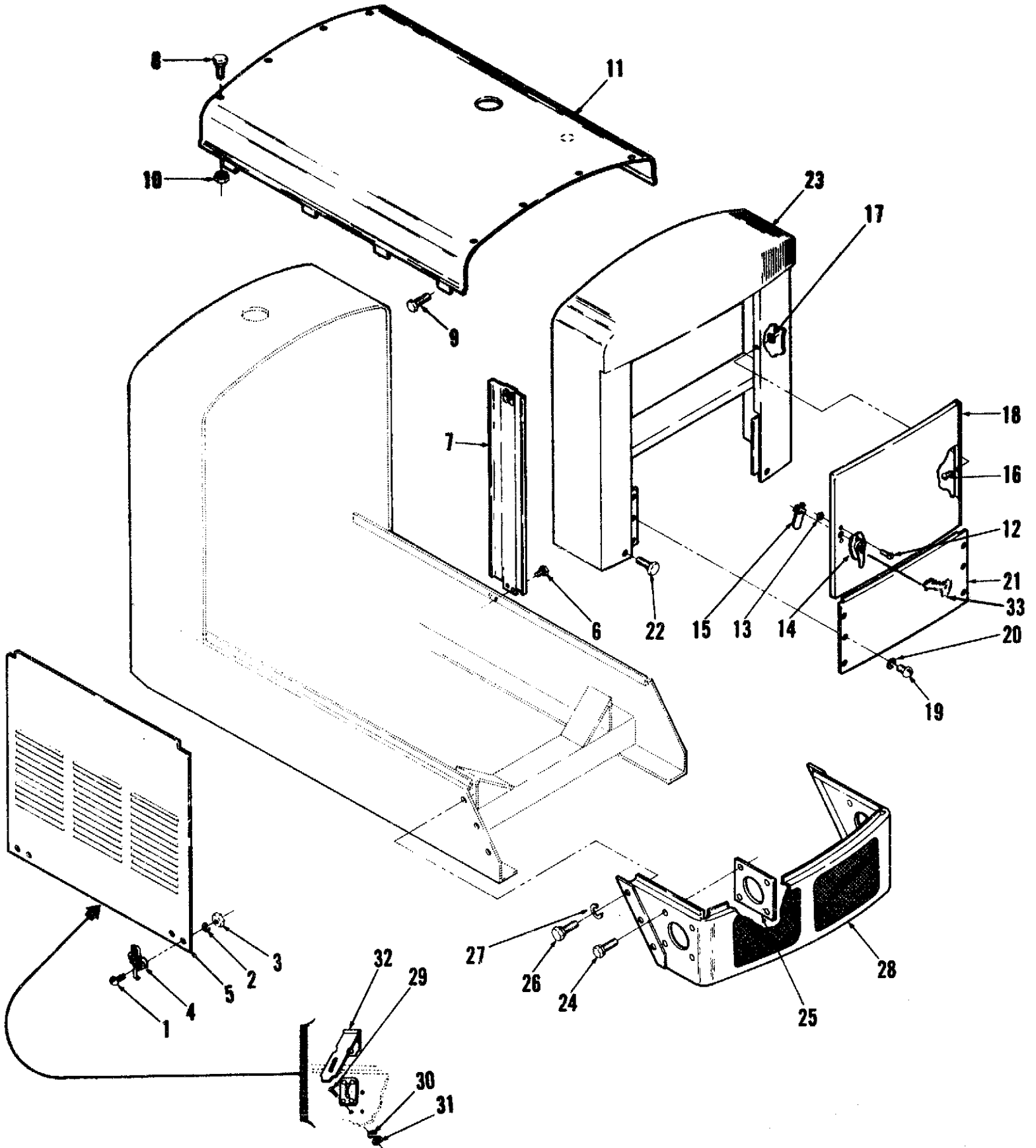


Chassis

| REF NO. | PART NO. | QTY USED | PART DESCRIPTION | REF NO. | PART NO. | QTY USED | PART DESCRIPTION |
|---------|----------|----------|---|---------|----------|----------|--|
| 1 | 402-0338 | 1 | Mount, Vibration (Includes Parts Marked *) | 18 | 862-0015 | 1 | Nut, Hex (5/16-18) |
| 2 | 870-0068 | 1 | *Nut, Self-locking - Hex (7/16-20) | 19 | 332-1473 | 1 | Lug |
| 3 | 402-0337 | 1 | *Spacer | 20 | 800-0091 | 1 | Screw, Cap - Hex Head (1/2-13 x 1-1/4"LG) |
| 4 | 402-0010 | 1 | *Mount | 21 | 850-0060 | 1 | Washer, Lock - Spring (1/2") |
| 5 | 402-0012 | 1 | *Cup, Metal | 22 | 856-0013 | 1 | Washer, Lock - ET/IT (1/2") |
| 6 | 402-0011 | 1 | *Mount | 23 | 862-0018 | 1 | Nut, Hex (1/2-13) |
| 7 | 403-0633 | 1 | *Spacer | 24 | 337-0090 | 1 | Strap, Electrical - Ground |
| 8 | 526-0141 | 1 | *Washer, Flat (7/16") | 25 | 865-0007 | 2 | Nut, Wing (5/16-18) |
| 9 | 801-0080 | 1 | *Screw, Cap - Hex Head (7/16-20 x 3-1/2") | 26 | 850-0045 | 2 | Washer, Lock - Spring (5/16") |
| 10 | 800-0071 | 4 | Screw, Cap - Hex Head (7/16-14 x 1") | 27 | 526-0115 | 2 | Washer, Flat (5/16") |
| 11 | 850-0055 | 4 | Washer, Lock - Spring (7/16") | 28 | 520-0663 | 2 | Stud |
| 12 | 862-0004 | 4 | Nut, Hex (7/16-14) | 29 | 416-0612 | 1 | Frame, Holddown - Battery Used Thru 4-90 |
| 13 | 800-0520 | 2 | Screw, Cap - Hex Head (3/4-10 x 1") | | 416-0972 | 1 | Use Beginning 5-90 |
| 14 | 402-0030 | 2 | Mount, Vibration | 30 | 821-0029 | 3 | Screw, Self-locking - Hex Washer Head (3/8-16 x 3/4") |
| 15 | 800-0029 | 1 | Screw, Cap - Hex Head (5/16-18 x 1") | 31 | 870-0281 | 3 | Nut, Self-locking - Hex Washer Head (3/8-16) |
| 16 | 856-0008 | 1 | Washer, Lock - ET/IT (5/16") | 32 | 416-0687 | 1 | Tray - Battery |
| 17 | 850-0045 | 1 | Washer, Lock - Spring (5/16") | 33 | 403-0902 | 1 | Chassis |

* - Parts Included with Vibration Mount.

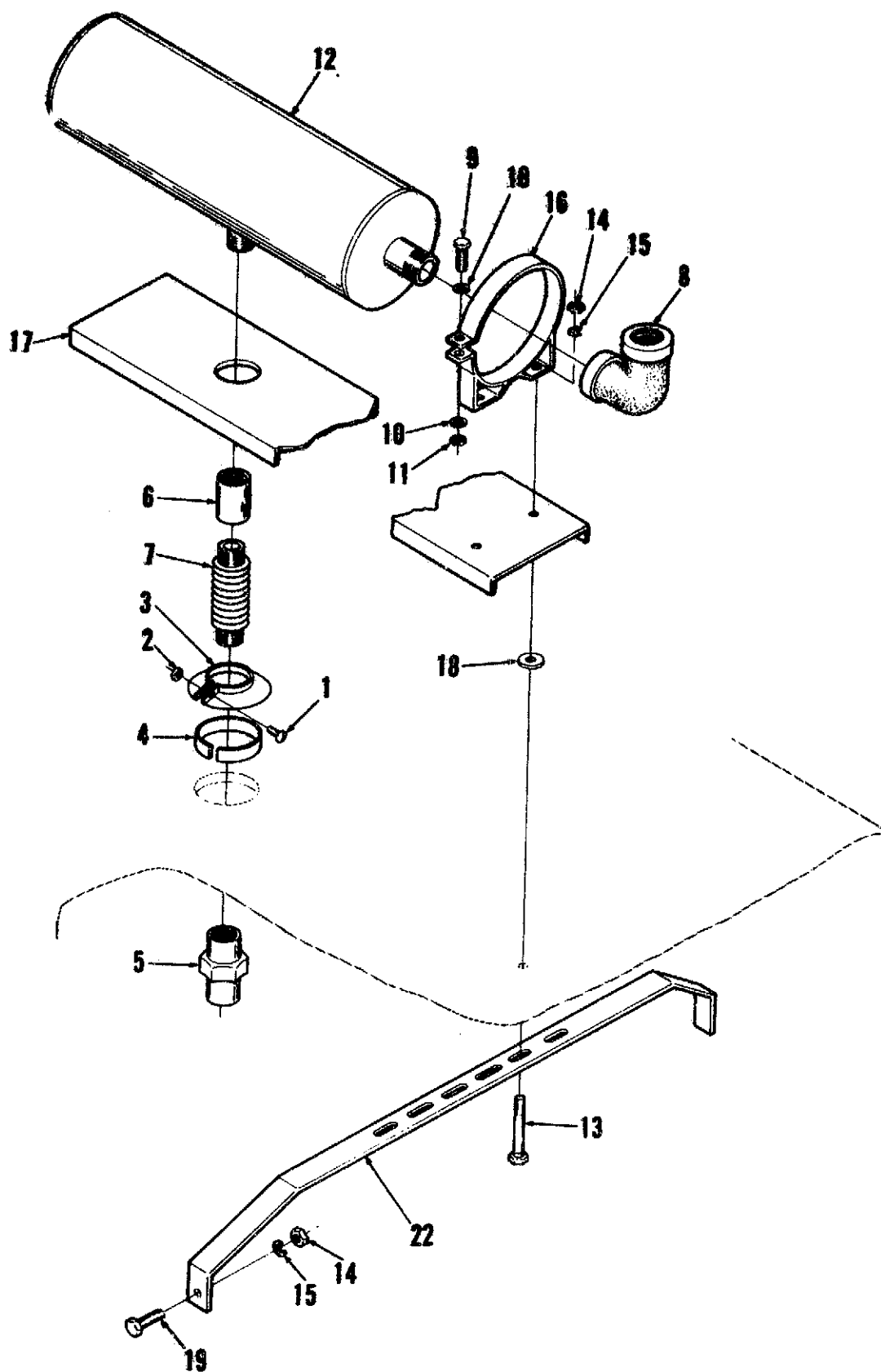
Set Housing



Set Housing

| REF NO. | PART NO. | QTY USED | PART DESCRIPTION | REF NO. | PART NO. | QTY USED | PART DESCRIPTION |
|---------|----------|----------|--|---------|----------|----------|--|
| 1 | 813-0098 | 16 | Screw, Machine - Round Head (#10-32 x 3/8") | 17 | 870-0106 | 3 | Nut, Speed (1/4") |
| 2 | 850-0030 | 16 | Washer, Lock - Spring (#10) | 18 | 405-1777 | 1 | Door, Access - Rear |
| 3 | 870-0053 | 16 | Nut, Hex (#10-32) | 19 | 813-0098 | 6 | Screw, Machine - Round Head (#10-32 x 3/8") |
| 4 | 406-0105 | 8 | Clamp, Door | 20 | 850-0030 | 6 | Washer, lock - Spring (#10) |
| 5 | 405-1808 | 4 | Door, Access (Less Latches) | 21 | 405-1780 | 1 | Panel, Access - Rear |
| 6 | 821-0014 | 8 | Screw, Self-locking - Hex Washer Head (5/16-18 x 1/2") | 22 | 821-0014 | 8 | Screw, Self-locking - Hex Washer Head (5/16-18 x 1/2") |
| 7 | 405-1814 | 2 | Support, Housing - Center | 23 | 405-1812 | 1 | Panel, Housing - Rear Spec C-P |
| 8 | 821-0014 | 12 | Screw, Self-locking - Hex Washer Head (5/16-18 x 1/2") | | 405-2084 | 1 | Begin Spec R |
| 9 | 821-0016 | 4 | Screw, Self-locking - Hex Washer Head (5/16-18 x 3/4") | 24 | 821-0010 | 8 | Screw, Self-locking - Hex Washer Head (1/4-20 x 1/2") |
| 10 | 870-0113 | 12 | Nut, Clinch (5/16-18) | 25 | 403-0895 | 2 | Cover |
| 11 | 405-1809 | 1 | Panel, Housing - Top Dry Exhaust Manifold Set | 26 | 800-0048 | 6 | Screw, Cap - Hex Head (3/8-16 x 3/4") |
| | 405-1835 | 1 | Wet Exhaust Manifold Set | 27 | 850-0050 | 6 | Washer, lock - Spring (3/8") |
| 12 | 812-0149 | 2 | Screw, Machine - Round Head (1/4-20 x 9/16") | 28 | 403-0894 | 1 | Chassis - Rear |
| 13 | 870-0232 | 2 | Nut, Self-locking - Hex with ET Lock Washer (1/4-20) | 29 | 814-0079 | 28 | Screw, Machine - Flat Head (#8-32 x 1/2") |
| 14 | 406-0157 | 1 | Handle, Latch (Includes Keys) | 30 | 850-0025 | 28 | Washer, Lock - Spring (#8) |
| 15 | 406-0089 | 1 | Catch, Latch | 31 | 860-0008 | 28 | Nut, Hex (#8-32) |
| 16 | 809-0059 | 3 | Screw, Tapping - Round Head (1/4 x 1/2") | 32 | 406-0249 | 4 | Set, Hasp |
| | | | | 33 | 406-0565 | 1 | Key |

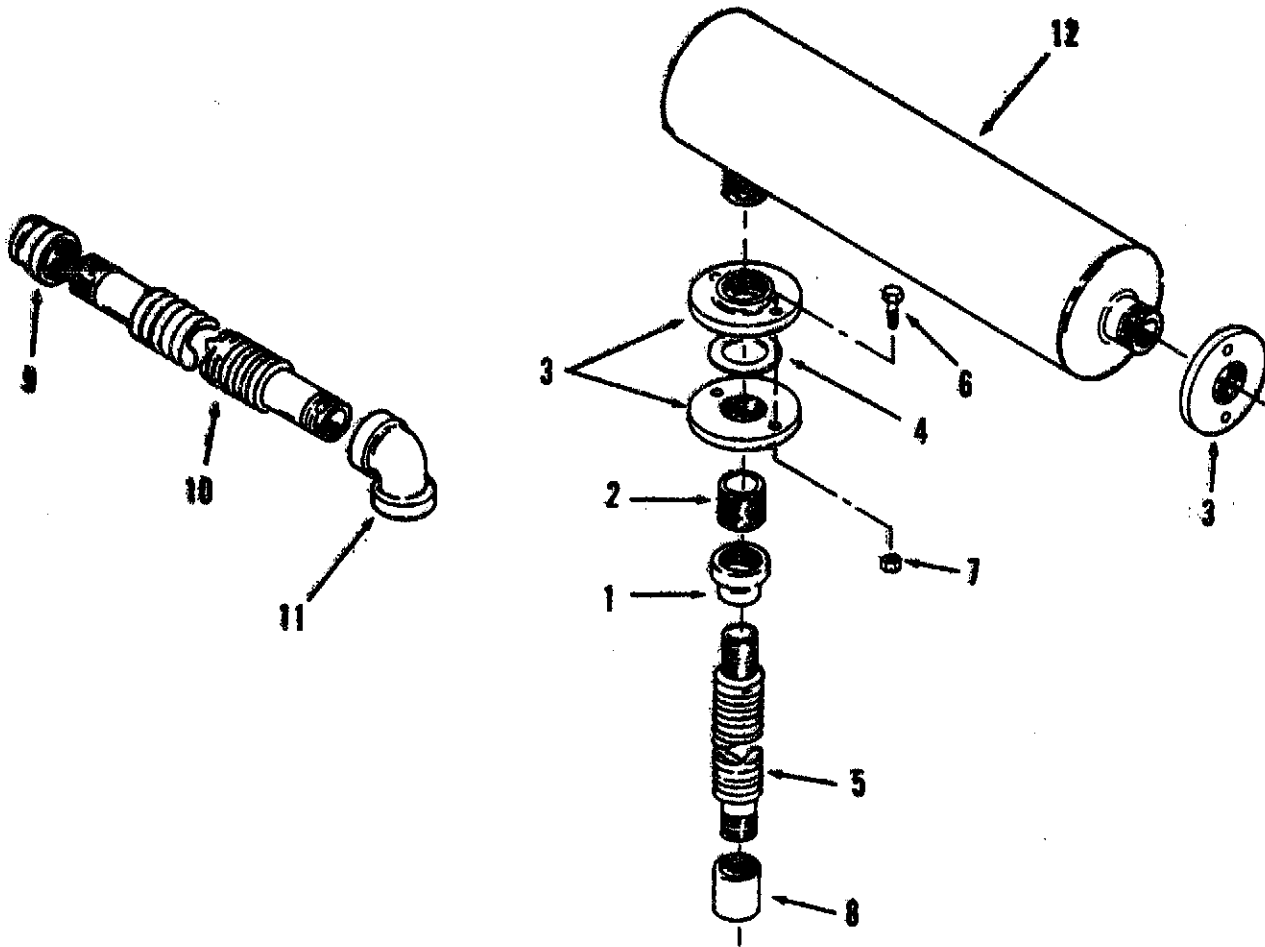
Exhaust Muffler
"EK Spec A,B - EM Spec C-U"



**Exhaust Muffler
"EK Spec A,B - EM Spec C-U"**

| REF NO. | PART NO. | QTY USED | PART DESCRIPTION | REF NO. | PART NO. | QTY USED | PART DESCRIPTION |
|---------|----------|----------|---|---------|----------|----------|--------------------------------------|
| 1 | 813-0105 | 2 | Screw, Machine - Round Head (#10-32 x 1") | 13 | | | Screw, Cap - Hex Head 5/16-18 x 1" |
| 2 | 870-0188 | 2 | Nut, Self-locking - Hex Washer Head (#10-32) | | 800-0028 | 4 | 5/16-18 x 3" - Begin Spec S |
| 3 | 155-1420 | 1 | Shield, Rain | 14 | 870-0048 | 4 | Nut, Self-locking - Hex (5/16-18) |
| 4 | 895-0157 | 1 | Strip, Asbestos | 15 | 850-0045 | 4 | Washer, Lock - Spring (5/16") |
| 5 | 505-0454 | 1 | Union, Pipe (2 NPT) | 16 | | | Band, Mounting |
| 6 | 505-0203 | 1 | Coupling, Pipe (2 NPT) | | 140-0649 | 2 | Steel Band |
| 7 | 155-1593 | 1 | Tube, Exhaust - Flexible (12") | | 140-1588 | 2 | Stainless Steel |
| 8 | 505-0453 | 1 | Elbow, Pipe - 90 DEG (3 NPT) | 17 | | | Shield, Heat |
| 9 | 800-0035 | 3 | Screw, Cap - Hex Head (5/16-18 x 2-1/2") | | 155-0978 | 1 | Painted Aluminum Silicon |
| 10 | 526-0113 | 6 | Washer, Flat (5/16") | | 155-1644 | 1 | Stainless Steel |
| 11 | 870-0257 | 3 | Nut, Self-locking - Hex Washer Head (5/16-18) | 18 | 155-1430 | 4 | Spacer |
| 12 | | | Muffler, Exhaust | 19 | 800-0028 | 4 | Screw, Cap - Hex Head (5/16-18 x 1") |
| | 155-0988 | 1 | Painted with Black Silicon Paint | 20 | 155-1634 | 1 | Shield, Rain - Begin Spec S |
| | 155-1512 | 1 | Stainless Steel | 21 | 813-0307 | 2 | Screw, RHM (10-32 x 1") |
| | | | | 22 | 155-0789 | 2 | Bracket, Support |
| | | | | 23 | 870-0054 | 2 | Nut, Lock (10-32) |

Muffler
(EK Begin Spec C - EM Begin Spec V)

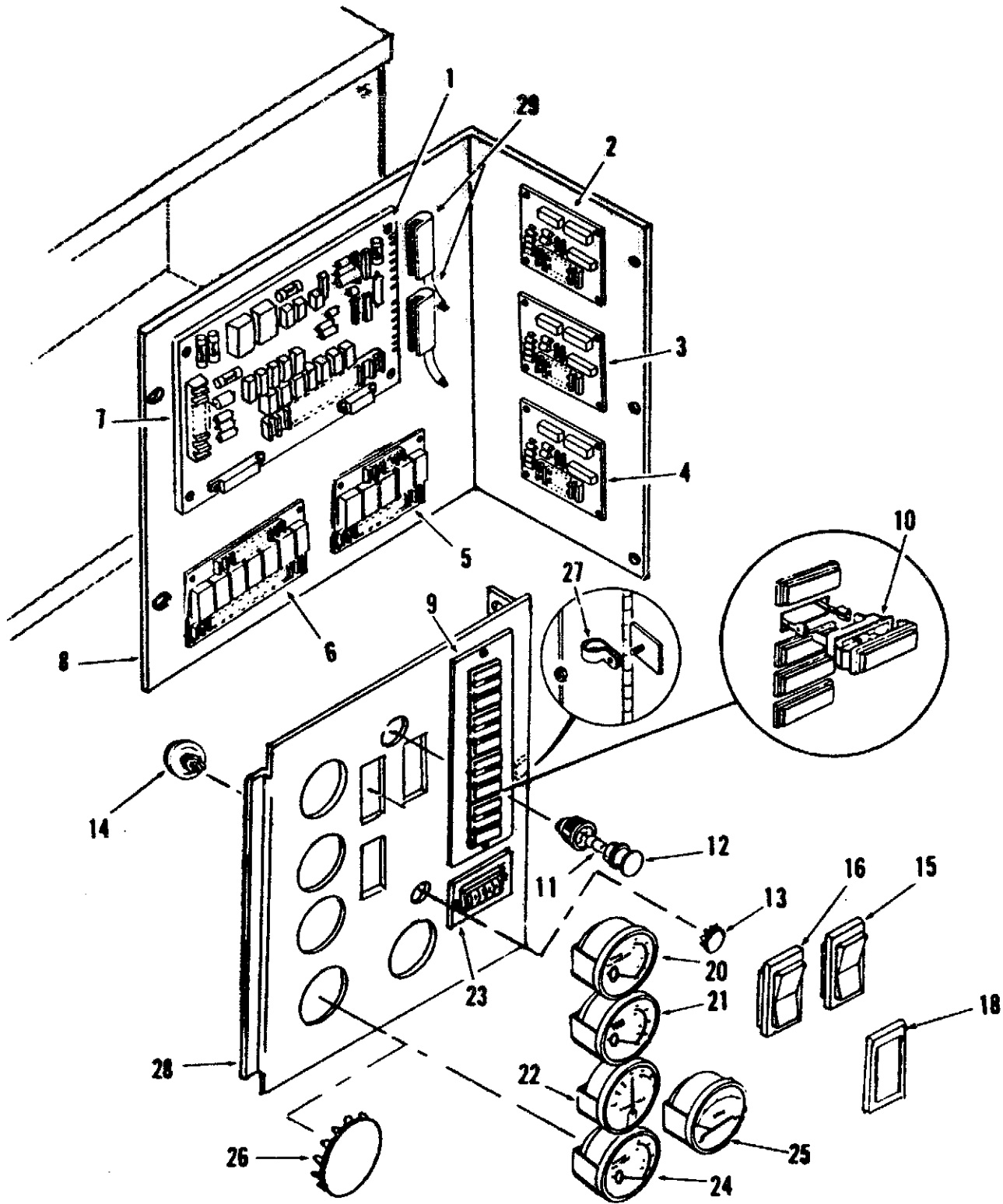


Muffler
(EK Begin Spec C - EM Begin Spec V)

| REF NO. | PART NO. | QTY USED | PART DESCRIPTION | REF NO. | PART NO. | QTY USED | PART DESCRIPTION |
|---------|----------|----------|---|---------|-------------|----------|--------------------------------|
| 1 | 505-0111 | 1 | Coupling, Reducer (2.00x2.50) | 8 | 505-0203 | 1 | Coupling, Pipe |
| 2 | 505-0103 | 1 | Nipple, Pipe | 9 | 505-0111 | 1 | *Coupling, Reducer (2.00x2.50) |
| 3 | 155-0899 | 3 | Flange, Companion | 10 | 155-0776-01 | 1 | *Tube Assembly |
| 4 | 155-0898 | 1 | Gasket, Flange - Companion | 11 | 505-0044 | 1 | *Elbow, Pipe - 90° (2-1/2"NPT) |
| 5 | 155-0775 | 1 | Tube Assembly | 12 | | | Muffler |
| 6 | 800-0135 | 4 | Screw, Cap - Hex Head (5/8-11 x 2.25") | | 155-2341-08 | 1 | Residential |
| | | | | | 155-2340-08 | 1 | Industrial |
| 7 | 862-0007 | 4 | Nut, Hex (5/8-11) | | 155-2342-08 | 1 | Critical |

*For end inlet applications - Use other for side inlet applications.

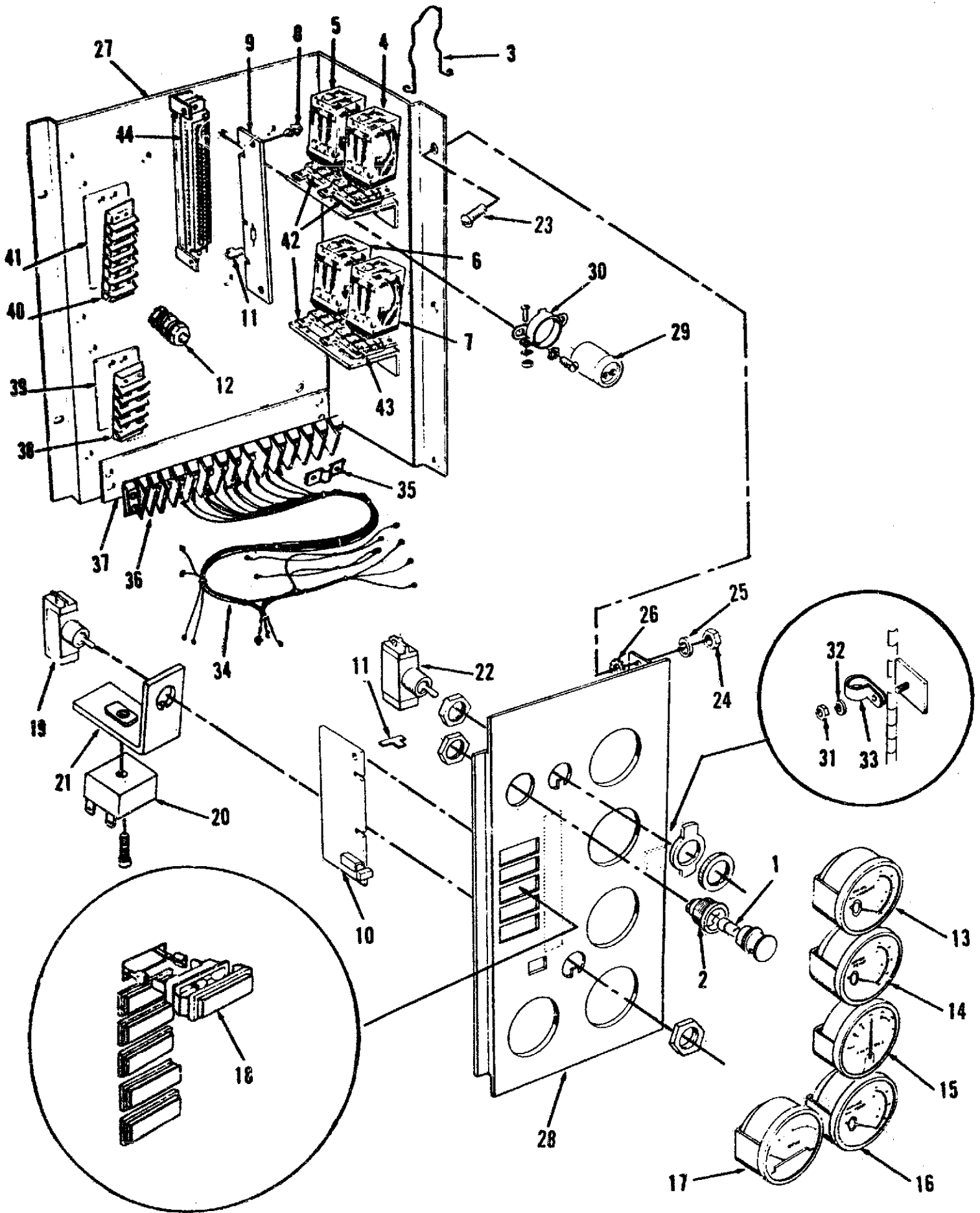
Engine Control - Begin Spec P



Engine Control - Begin Spec P, Begin Spec A

| REF NO. | PART NO. | QTY USED | PART DESCRIPTION | REF NO. | PART NO. | QTY USED | PART DESCRIPTION |
|---------|-------------|----------|---|---------|-------------|----------|--|
| 1 | 815-0544 | 24 | Screw, Machine - Round Head With IT Lock Washer (#6-32 x 1/2") | 11 | 322-0004 | 1 | Lamp, Incandescent - 14 VDC DS11 |
| 2 | 300-2897 | 1 | Board - Time Delay, Start/Stop - 12 VDC A15 | 12 | 322-0361 | 1 | Holder, Lamp |
| 3 | | | Board - Magnetic Sensor, Start Disconnect/Over Speed Sensor A16 | 13 | 517-0131 | 1 | Plug, Button |
| | 300-2901 | 1 | Standard | 14 | 151-0402 | 1 | Potentiometer - Speed Control R11 |
| | 300-2902 | 1 | Precision | 15 | | | Switch, Push - Reset/Panel Lamp S11 |
| 4 | 300-2905 | 1 | Board - Over-Under Voltage Sensor - 12 VDC A17 | | 308-0785 | 1 | Through Spec R |
| 5 | 300-2855 | 1 | Board - 5 Relay 12 VDC A13 | | 308-0892 | 1 | Spec S |
| 6 | 300-2862 | 1 | Board - 7 Relay 12 VDC A14 | 16 | 308-0784 | 1 | Switch, Push - Run/Stop/ Remote S12 |
| 7 | | | Board - Engine Monitor 12 VDC A11 | 17 | 812-0063 | 8 | Screw, Round Head - Begin Spec T (6-32 x 1/2") |
| | 300-2807 | 1 | 2 Light | 18 | 301-6257 | 1 | Cover - Switch Mounting Hole |
| | 300-2809 | 1 | 7 Light | 19 | 193-0388 | 1 | Sender, Oil Temperature |
| | 300-2811 | 1 | 12 Light | 20 | 193-0352 | 1 | Gauge, Pressure - Oil M11 |
| | 321-0270 | 2 | Fuse, Cartridge - 20 Amp F1, F2 | 21 | 193-0351 | 1 | Gauge, Temperature - Water M12 |
| | 321-0231 | 1 | Fuse, Cartridge - 15 Amp F3 | 22 | | | Meter |
| | 321-0094 | 2 | Fuse, Cartridge - 5 Amp F4, F5 | | 302-1790 | 1 | Ampere - DC M13 |
| 8 | 301-8851 | 1 | Bracket, Mounting | | 302-1723 | 2 | Ampere - Begin Spec R |
| | 821-0004 | 4 | Screw, Self-locking - Hex Washer Head (#10-32 x 5/16") | | 302-1641 | 1 | Volt - M13 (8-18V) (Spec S) |
| 9 | | | Module, Indicator - Fault 12 VDC A12 | 23 | 302-0885 | 1 | Meter, Totalizing - Time M14 |
| | 322-0358-01 | 1 | 2 Light | 24 | 193-0435 | 1 | Gauge, Temperature - Oil M15 |
| | 322-0359-01 | 1 | 7 Light (Spec S) | 25 | 302-1873-01 | 1 | Tachometer, M16 |
| | 322-0360-01 | 1 | 12 Light | 26 | 517-0221 | 1 | Plug, Button |
| | 815-0385 | 2 | Screw, Machine - Round Head, Black (#6-32 x 1/2") | 27 | 332-0052 | 1 | Clamp, Loop |
| | 870-0183 | 2 | Nut, Self-locking - Hex with ET Lock Washer (#6-32) | | 870-0131 | 1 | Nut, Self-locking - Hex with ET Lock Washer (#10-32) |
| 10 | 322-0369-01 | 1 | Lamp, Incandescent - 1/3 Watt, 14 VDC | 28 | | | Door, Control |
| | | | | | 301-9055-01 | 1 | With 5 Gauge Holes |
| | | | | | 301-9055-02 | 1 | With 3 Gauge Holes |
| | | | | 29 | | | Harness, Wiring |
| | | | | | | | DC Door Assembly to Engine Monitor Board |
| | | | | | 338-1817 | 1 | Spec P-R |
| | | | | | 338-2277 | 1 | Begin Spec S |
| | | | | | | | Alarm Relay |
| | | | | | 338-1835 | 1 | 8 Wire |
| | | | | | 338-1836 | 1 | 5 Wire |
| | | | | 30 | 308-0853 | 1 | Switch, Emergency Stop - Begin Spec R |

Engine Control - Spec C Through N



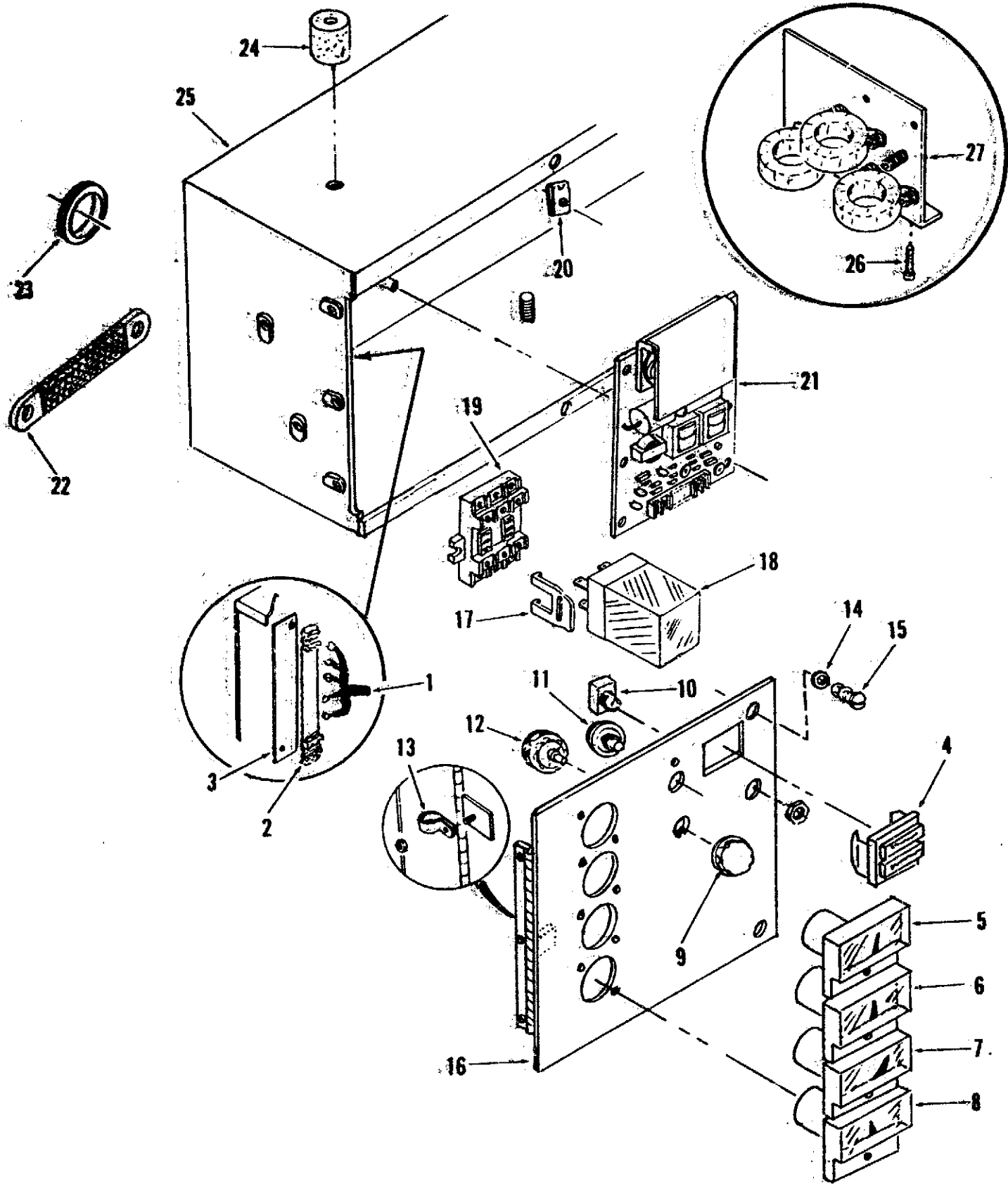
Engine Control - Spec C Through N

| REF NO. | PART NO. | QTY USED | PART DESCRIPTION | REF NO. | PART NO. | QTY USED | PART DESCRIPTION |
|---------|----------|----------|---|---------|-------------|----------|--|
| 1 | 322-0004 | 1 | Lamp - 12 VDC DS11 | 19 | | 1 | Switch, Toggle - Selector S12 |
| 2 | 322-0149 | 1 | Light, Panel | | 308-0138 | 1 | Standard |
| 3 | 307-1157 | 4 | Spring - Relay | | 308-0327 | 1 | Penn State |
| 4 | 307-1058 | 1 | Relay - Ignition K12 | 20 | 333-0194-01 | 1 | Flasher - 12 VDC S13 |
| 5 | 307-1058 | 1 | Relay - Start Disconnect K11 | | 813-0105 | 1 | Screw, Machine - Round head (#10-32 x 1") |
| 6 | 307-1058 | 1 | Relay - Run Alarm K15 | 21 | 301-6053 | 1 | Bracket, Mounting |
| 7 | 307-1061 | 1 | Relay - Start Protection K14 | 22 | 308-0002 | 1 | Switch, Toggle - SPST S11 |
| 8 | 518-0374 | 1 | Fastener, Snap-In | 23 | 815-0026 | 5 | Screw, Machine - Truss head (#10-32 x 3/8") |
| 9 | | | Board, Control - Cranker | 24 | 870-0053 | 1 | Nut, Hex (#10-32) |
| | 300-0733 | 1 | 12 VDC A12 | 25 | 850-0030 | 1 | Washer, Lock - Spring (#10) |
| | 300-0714 | 1 | Standard | 26 | 856-0003 | 1 | Washer, Lock - ET (#10) |
| 10 | | | Board, Monitor - Engine | 27 | 301-3253 | 1 | Bracket, Mounting |
| | | | 12 VDC A11 | 28 | | | #Panel, Control |
| | 300-0679 | 1 | Standard (1 Light) | | | | (Selection Required Contact Onan Distributor) |
| | 300-0730 | 1 | Penn State (1 Light) | 29 | 356-0072 | 1 | Capacitor |
| | 300-0681 | 1 | Standard (5 Light) | | 812-0061 | 1 | Screw, Machine - Round head (#6-32 x 3/8") |
| 11 | 332-1276 | 2 | Plug, Keying | | 853-0003 | 1 | Washer, Lock - ET (#6) |
| 12 | | | Terminal | | 860-0006 | 1 | Nut, Hex (#6-32) |
| | | | (Includes Parts Marked *) | 30 | 356-0070 | 1 | Clamp, Capacitor |
| | 871-0010 | 2 | *Nut, Hex - Brass (#10-32) | | 812-0063 | 2 | Screw, Machine - Round head (#6-32 x 1/2") |
| | 850-0030 | 1 | *Washer, Lock - Spring (#10) | | 853-0003 | 2 | Washer, Lock - ET (#6) |
| | 526-0062 | 2 | *Washer, Flat (#10) | 31 | 870-0053 | 1 | Nut, Hex (#10-32) |
| | 853-0008 | 1 | *Washer, Lock - ET (#10) | 32 | 850-0030 | 1 | Washer, Lock - Spring (#10) |
| | 856-0003 | 1 | *Washer, Lock - ET (#10) | 33 | 332-0051 | 1 | Clamp, Loop |
| | 815-0203 | 1 | *Screw, Machine - Round Head, Brass (#10-32 x 7/8") | 34 | | | *Harness, Wiring |
| 13 | | | Gauge, Pressure - Oil | | | | (Selection Required, Contact Onan Distributor) |
| | | | 12 VDC M11 | 35 | 332-1043 | 1 | Jumper, Terminal |
| | 193-0243 | 1 | Begin 1977 | 36 | | | Block, Terminal TB11 |
| | 193-0107 | 1 | Through 1976 | | 332-1005 | 1 | 20 Place |
| 14 | | | Gauge, Temperature - Water | | 332-0795 | 1 | 16 Place |
| | | | 12 VDC M12 | 37 | | | Strip, Marker |
| | | | Begin 1977 | | 332-1559 | 1 | 20 Place |
| | 193-0245 | 1 | Through 1976 | | 332-1271 | 1 | 16 Place |
| | 193-0106 | 1 | | 38 | 332-0537 | 1 | Block, Terminal - 4 Place TB1 |
| 15 | 302-1362 | 1 | Meter, Ampere M13 | 39 | 332-1239 | 1 | Strip, Marker - 4 Place |
| 16 | | | Gauge, Temperature - Oil | 40 | 332-0699 | 1 | Block, Terminal - 6 Place |
| | | | 12 VDC M14 | 41 | 332-1240 | 1 | Strip, Marker - 6 Place |
| | 193-0248 | 1 | Begin 1977 | 42 | 323-0765 | 3 | Socket, Relay (Less Terminals) |
| | 193-0187 | 1 | Through 1976 | | 332-1280 | 11 | Terminal |
| 17 | 302-0749 | 1 | Meter, Tach M14 | 43 | 323-0764 | 1 | Socket, Relay (Less Terminals) |
| 18 | | | Light, Indicator - 14 VDC | | 332-1280 | 8 | Terminal |
| | 322-0107 | 1 | Red - OVERCRANK DS12 | | 815-0392 | 1 | Plug, Keying |
| | 322-0108 | 1 | Red - LO OIL PRESS DS14 | 44 | 332-1271 | 1 | Housing, Terminal |
| | 322-0109 | 1 | Red - HI ENG TEMP DS15 | | 332-1269 | 22 | Terminal |
| | 322-0110 | 1 | Red - LO ENG TEMP DS16 | | | | |
| | 322-0111 | 1 | Red - OVERSPEED DS13 | | | | |
| | 322-0128 | 1 | Red - FAULT DS12 | | | | |
| | 322-0283 | 1 | Red - SWITCH OFF DS17 | | | | |
| | 322-0136 | 1 | Red - Blank (No Legend) | | | | |

* - Five Fault Light 338-0535.

- With Three Gauge Holes and Five Fault Light 301-3267.

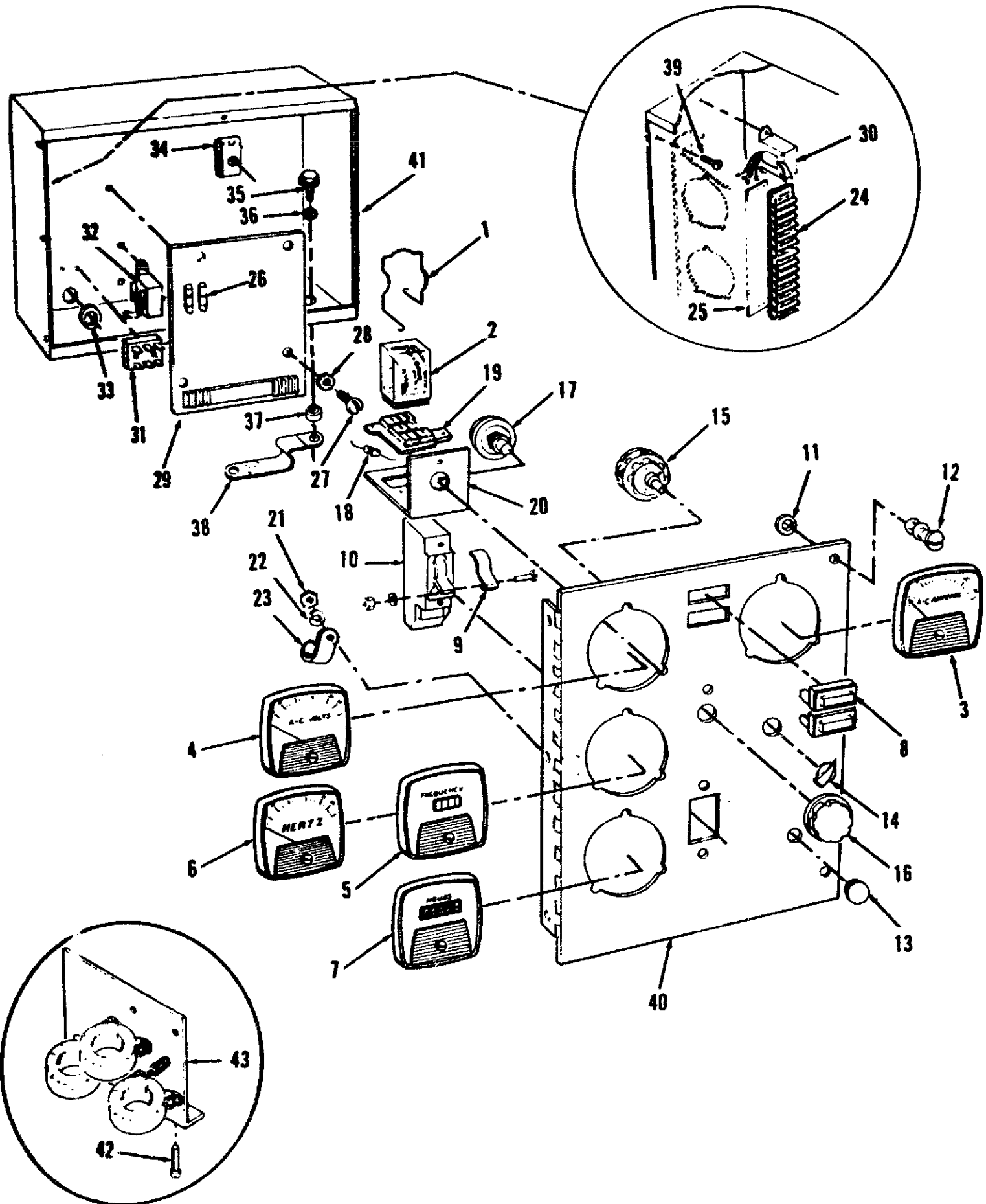
Generator Control - Begin Spec P



Generator Control - Begin Spec P

| REF NO. | PART NO. | QTY USED | PART DESCRIPTION | REF NO. | PART NO. | QTY USED | PART DESCRIPTION |
|---------|----------|----------|---|---------|-------------|----------|--|
| 1 | | | Harness, Wiring - (Includes Terminal Block) | 15 | 406-0333 | 2 | Stud - Fastener |
| | 338-1818 | 1 | Control with Meters | 16 | | | Door, Control |
| | 338-2278 | 1 | Control with Meters - Begin (Spec S) | | 301-9054-01 | 1 | With 4 Meter Holes |
| | 338-1853 | 1 | Control without Meters | | 301-9054-02 | 1 | With 3 Meter Holes |
| | 812-0065 | 2 | Screw, Machine - Round Head (#6-32 x 5/8") | | 301-9054-03 | 1 | With No Meter Holes |
| 2 | 302-0607 | 1 | Block, Terminal TB1 | | 821-0004 | 3 | Screw, Self-locking - Hex Washer Head (#10-32 x 5/16") |
| 3 | 332-2723 | 1 | Strip, Marker | 17 | 307-1987 | 2 | Clip - Relay |
| 4 | 322-0363 | 1 | Liant, Indicator - Dual DS21, DS22 | 18 | 307-1058 | 1 | Relay - 12 VDC K21 |
| 5 | 302-1148 | 1 | Meter, Volt M21 | 19 | 323-0804 | 1 | Socket, Relay |
| 6 | | | Meter, Ampere M22 | | 815-0544 | 2 | Screw, Machine - Round Head IT Lockwshr (#6-32 x 1/2") |
| | 302-1147 | 1 | 0-75/150 Amp - Begin Spec S - EK | 20 | 406-0332 | 2 | Receptacle, Fastener |
| | 302-1683 | 1 | 0-100/200 Amp - Begin Spec S - EM | 21 | | 1 | Regulator, Voltage VR21 Before Spec S |
| | 302-1684 | 1 | 0-150/300 Amp | | 300-2880 | 1 | Screw, Machine - Round Head IT Lockwshr (#6-32 x 1/2") |
| | 302-1685 | 1 | 0-200/400 Amp | 22 | 337-0049 | 1 | Strap, Electrical |
| | 302-1724 | 1 | 0-250/500 Amp | | 800-0024 | 1 | Screw, Cap - Hex Head (5/16-18 x 1/2") |
| | 302-1725 | 1 | 0-375/750 Amp | | 856-0008 | 1 | Washer, Lock - FIT (5/16") |
| | 302-1726 | 1 | 0-400/800 Amp | 23 | 508-0051 | 1 | Grommet |
| | 302-1727 | 1 | 0-500/1000 Amp | 24 | 402-0527 | 2 | Mount, Vibration |
| 7 | 302-1720 | 1 | Meter, Frequency M23 | | 800-0045 | 4 | Screw, Cap - Hex Head (5/16-18 x 3/8") |
| 8 | | 1 | Meter, Watt M24 (See Separate page for Components) | | 850-0045 | 4 | Washer, Lock - Spring (5/16") |
| 9 | 303-0032 | 1 | Knob | 25 | 301-8065 | 1 | Box, Control |
| 10 | 320-1121 | 1 | Breaker, Circuit CB21 | 26 | 821-0010 | 2 | Screw, Self-locking - Hex Washer Head (1/4-20 x 1/2") |
| 11 | 303-0261 | 1 | Rheostat R21 | 27 | | 1 | Current Transformer (See Separate Page for Components) |
| 12 | | | Switch, Rotary S21 | | | | Bracket, Relay Mounting - Begin Spec R |
| | 308-0284 | 1 | Begin Spec P | 28 | 319-0447 | 1 | Screw, Pan Head x Rec (#6-32 x 1/2") |
| | 308-0882 | 1 | Begin Spec S | | | | |
| 13 | 332-0052 | 1 | Clamp, Loop | 29 | 815-0388 | 2 | |
| | 870-0131 | 1 | Nut, Self-locking - Hex with ET Lock Washer (#10-32) | | | | |
| 14 | 406-0334 | 2 | Clip - Fastener | | | | |

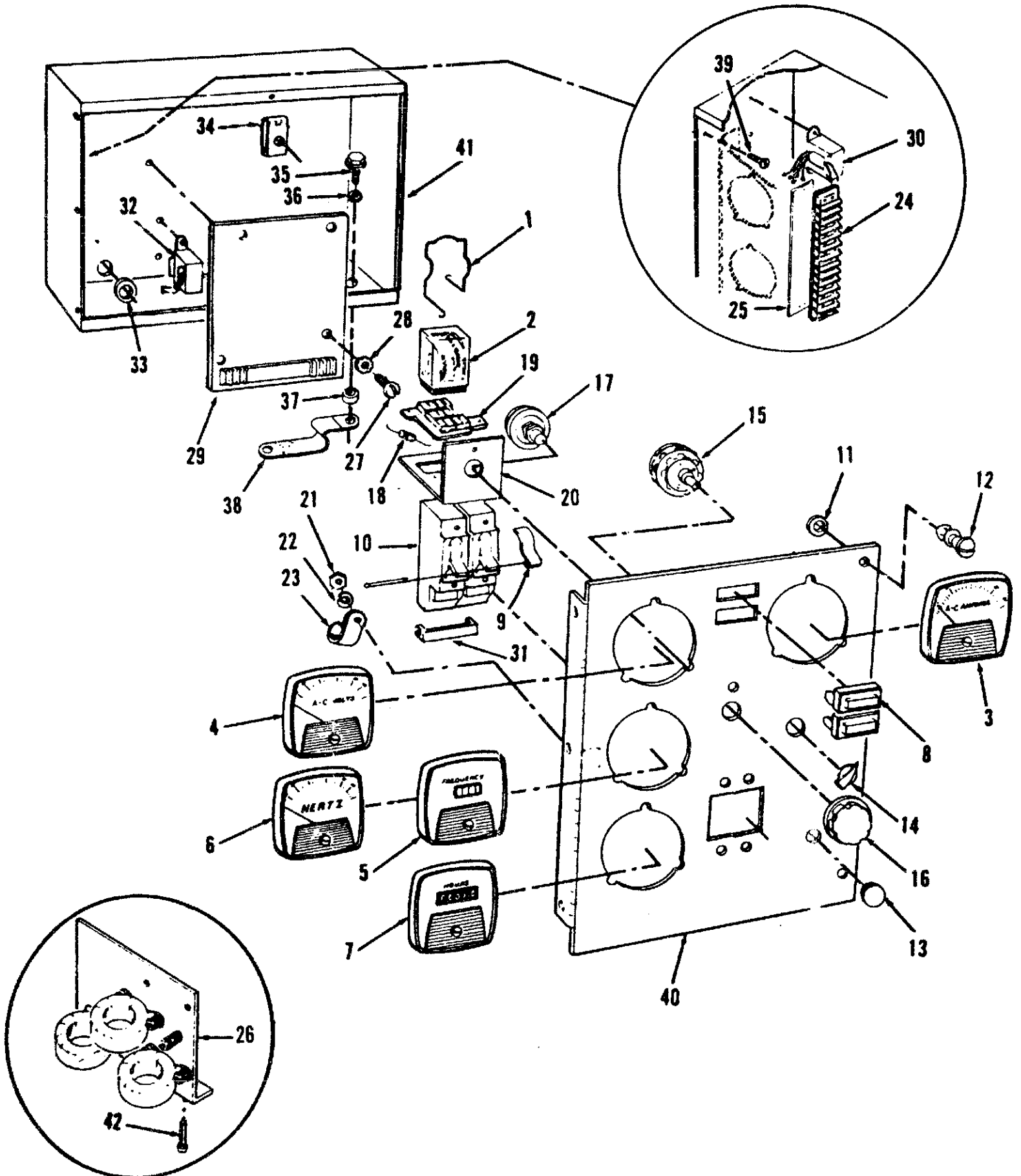
Generator Control - Spec C Through N



Generator Control - Spec C Through N

| REF NO. | PART NO. | QTY USED | PART DESCRIPTION | REF NO. | PART NO. | QTY USED | PART DESCRIPTION |
|---------|----------|----------|---|---------|----------|----------|---|
| 1 | 307-1157 | 1 | Spring - Relay | 19 | 323-0765 | 1 | Socket, Relay (Less Terminals) |
| 2 | 307-1061 | 1 | Relay K21 | | 812-0061 | 2 | Screw, Machine - Round Head (#6-32 x 3/8") |
| 3 | | | Meter, Ampere M21 | | 853-0003 | 2 | Washer, Lock - ET (#6) |
| | 302-0405 | 1 | 0-50 Amp | | 860-0005 | 2 | Nut, Hex (#6-32) |
| | 302-0406 | 1 | 0-75 Amp | | 332-1280 | 11 | Terminal |
| | 302-0408 | 1 | 0-100 Amp | 20 | 301-3244 | 1 | Bracket, Mounting |
| | 302-0410 | 1 | 0-150 Amp | 21 | 870-0053 | 1 | Nut, Hex (#10-32) |
| | 302-0411 | 1 | 0-200 Amp | 22 | 850-0030 | 1 | Washer, Lock - Spring (#10) |
| | 302-0412 | 1 | 0-250 Amp | 23 | 332-0051 | 1 | Clamp, Loop |
| | 302-0413 | 1 | 0-300 Amp | 24 | | | Block, Terminal TB21 |
| | 302-0605 | 1 | 0-400 Amp | | 332-0607 | 1 | 12 Place |
| | 302-0719 | 1 | 0-75, 0-150 Amp | | 332-0795 | 1 | 16 Place |
| | 302-0720 | 1 | 0-100, 0-200 Amp | | 812-0066 | 2 | Screw, Machine - Round Head (#6-32 x 3/4") |
| | 302-0721 | 1 | 0-150, 0-300 Amp | | 853-0003 | 2 | Washer, Lock - ET (#6) |
| | 302-0722 | 1 | 0-200, 0-400 Amp | | 850-0020 | 2 | Washer, Lock - Spring (#6) |
| | 302-0723 | 1 | 0-250, 0-500 Amp | | | | Strip, Marker |
| | 302-0724 | 1 | 0-375, 0-750 Amp | 25 | 332-1242 | 1 | 16 Place |
| 4 | | | Meter, Volt M22 | | 332-1248 | 1 | 12 Place |
| | 302-0421 | 1 | 0-300 VAC | 26 | 321-0204 | 2 | Fuse, Cartridge - 1/4 Amp |
| | 302-0422 | 1 | 0-600 VAC | 27 | 812-0065 | 4 | Screw, Machine - Round Head (#6-32 x 5/8") |
| | 302-0612 | 1 | 0-500 VAC | | 853-0003 | 4 | Washer, Lock - ET (#6) |
| | 302-0779 | 1 | 0-750 VAC | 28 | 853-0003 | 4 | Regulator, Voltage VR21 |
| | 302-0718 | 1 | 0-300, 0-600 VAC | 29 | | | Spec C Only |
| 5 | | | Meter, Frequency - Reed M23 | | 332-1264 | 1 | Spec D through K (Requires 120 VAC Input Signal) |
| | 302-0213 | 1 | 115 VAC, 60 Hertz | | 332-1268 | 1 | Begin Spec J (Requires 120 VAC Input Signal) |
| | 302-0221 | 1 | 230 VAC, 60 Hertz | | 332-1956 | 1 | 240 VAC Input Signal) |
| | 302-0234 | 1 | 115 VAC, 50 Hertz | | | | Transformer, Voltage T21 |
| | 302-0256 | 1 | 230 VAC, 50 Hertz | 30 | | | 120 VAC |
| 6 | | | Meter, Frequency - Pointer M23 | | 315-0342 | 1 | 240 VAC |
| | 302-0809 | 1 | 120 VAC, 60 Hertz | | 315-0431 | 1 | Screw, Machine - Round Head (#6-32 x 3/8") |
| | 302-0810 | 1 | 208 VAC, 60 Hertz | | 812-0061 | 2 | Washer, lock - ET (#6) |
| | 302-0811 | 1 | 240 VAC, 60 Hertz | | 853-0003 | 2 | Rectifier, Bridge CR21 |
| 7 | | | Meter, Totalizing - Time M24 | 31 | 305-0675 | 1 | Screw, Machine - Round Head (#6-32 x 1-1/4") |
| | 302-0466 | 1 | 60 Hertz | | 812-0070 | 2 | Washer, Lock - Spring (#6) |
| | 302-0469 | 1 | 50 Hertz | | 850-0020 | 2 | Reactor L21 |
| 8 | | | Light, Indicator - 125 VAC | | 315-0384 | 1 | Screw, Machine - Round Head (#6-32 x 3/8") |
| | 322-0130 | 1 | Red - UPPER SCALE DS21 | | 812-0061 | 2 | Washer, Lock - ET (#6) |
| | 322-0131 | 1 | Red - LOWER SCALE DS22 | | 853-0003 | 2 | Grommet |
| | 322-0178 | 1 | Red - Blank (No Legend) | 32 | 508-0001 | 1 | Receptacle, Fastener |
| 9 | | | Lock, Handle | | 406-0332 | 2 | Screw, Cap - Hex Head (5/16-18 x 3/8") |
| | 320-0307 | 1 | | | 800-0045 | 4 | Washer, Lock - Spring (5/16") |
| | 815-0203 | 1 | Screw, Machine - Round Head (#10-32 x 7/8") | | 850-0045 | 4 | Dampener, Vibration |
| | 854-0010 | 1 | Washer, Lock - ET (#10) | | 402-0078 | 4 | Strap, Electrical - Ground |
| | 871-0010 | 1 | Nut, Hex (#10-32) | | 337-0049 | 1 | Screw, Machine - Truss Head (#10-32 x 3/8") |
| 10 | | | Breaker, Circuit (CB21) | | 815-0026 | 3 | Panel, Control (Selection Required, Contact Onan Distributor) |
| | 320-0431 | 1 | 2 Amp | | | | Box, Control |
| | 320-0439 | 1 | 2 Amp with AUX Contacts | 36 | 850-0045 | 4 | Screw, Self-locking - Hex Washer Head (1/4-20 x 1/2") |
| | 812-0061 | 2 | Screw, Machine - Round Head (#6-32 x 3/8") | 37 | 402-0078 | 4 | Current Transformer (See Separate Page for Components) |
| | 850-0020 | 2 | Washer, Lock - Spring (#6) | 38 | 337-0049 | 1 | |
| 11 | 406-0334 | 2 | Clip - Fastener | 39 | 815-0026 | 3 | |
| 12 | 406-0333 | 2 | Stud - Fastener | 40 | | | |
| 13 | 517-0131 | 1 | Plug, Plastic | | | | |
| 14 | 303-0076 | 1 | Knob, Pointer | | | | |
| 15 | 308-0284 | 1 | Switch, Selector S21 | 41 | 301-3158 | 1 | |
| 16 | 303-0032 | 1 | Knob | 42 | 821-0010 | 2 | |
| 17 | 303-0170 | 1 | Rheostat R21 | | | | |
| 18 | 350-0556 | 1 | Resistor R22 | 43 | | | |

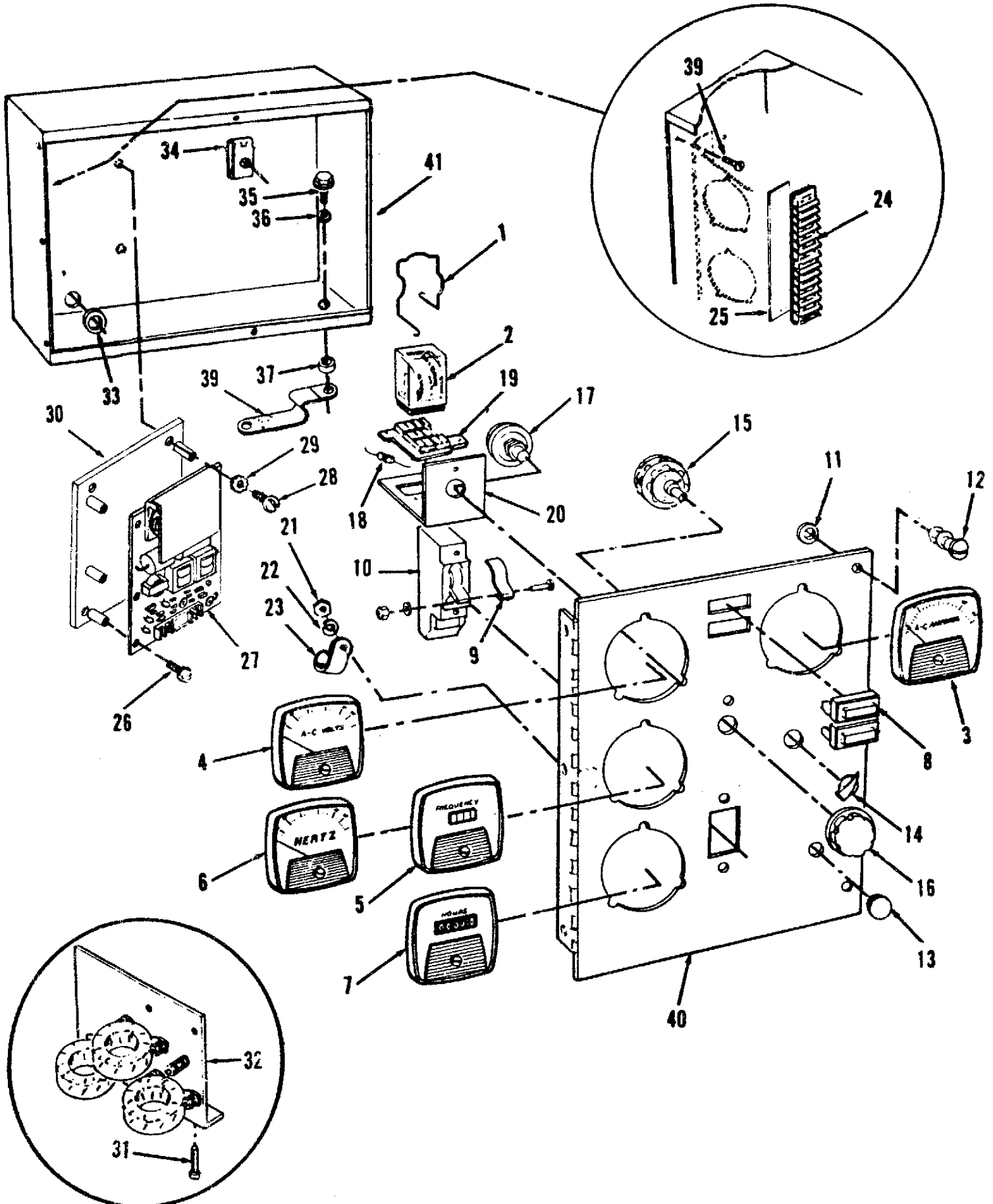
Generator Control - Switching Regulator



Generator Control - Switching Regulator

| REF NO. | PART NO. | QTY USED | PART DESCRIPTION | REF NO. | PART NO. | QTY USED | PART DESCRIPTION |
|---------|----------|----------|---|---------|----------|----------|--|
| 1 | 307-1157 | 1 | Spring - Relay | 18 | 350-0556 | 1 | Resistor R22 |
| 2 | 307-1061 | 1 | Relay K21 | 19 | 323-0765 | 1 | Socket, Relay (Less Terminals) |
| 3 | | | Meter, Amperes M21 | | 812-0061 | 2 | Screw, Machine - Round Head (#6-32 x 3/8") |
| | 302-0405 | 1 | 0-50 Amp | | | | Washer, Lock - ET (#6) |
| | 302-0406 | 1 | 0-75 Amp | | 853-0003 | 2 | Nut, Hex (#6-32) |
| | 302-0408 | 1 | 0-100 Amp | | 860-0005 | 2 | Terminal |
| | 302-0410 | 1 | 0-150 Amp | | 332-1280 | 11 | Bracket, Mounting |
| | 302-0411 | 1 | 0-200 Amp | 20 | 301-3244 | 1 | Nut, Hex (#10-32) |
| | 302-0412 | 1 | 0-250 Amp | 21 | 870-0053 | 1 | Washer, Lock - Spring (#10) |
| | 302-0413 | 1 | 0-300 Amp | 22 | 850-0030 | 1 | Clamp, Loop |
| | 302-0605 | 1 | 0-400 Amp | 23 | 332-0051 | 1 | Block, Terminal TB21 |
| | 302-0719 | 1 | 0-75, 0-150 Amp | 24 | | | 12 Place |
| | 302-0720 | 1 | 0-100, 0-200 Amp | | 332-0607 | 1 | 16 Place |
| | 302-0721 | 1 | 0-150, 0-300 Amp | | 332-0795 | 1 | Screw, Machine - Round Head (#6-32 x 3/4") |
| | 302-0722 | 1 | 0-200, 0-400 Amp | | 812-0066 | 2 | Washer, Lock - ET (#6) |
| | 302-0723 | 1 | 0-250, 0-500 Amp | | | | Washer, Lock - Spring (#6) |
| | 302-0724 | 1 | 0-375, 0-750 Amp | | 853-0003 | 2 | Strip, Marker |
| 4 | | | Meter, Volt M22 | | 850-0020 | 2 | 16 Place |
| | 302-0421 | 1 | 0-300 VAC | 25 | | | 12 Place |
| | 302-0422 | 1 | 0-600 VAC | | 332-1242 | 1 | Current Transformer (See Separate Page for Components) |
| | 302-0612 | 1 | 0-500 VAC | | 332-1248 | 1 | Screw, Machine - Round Head (#6-32 x 5/8") |
| | 302-0779 | 1 | 0-750 VAC | 26 | | | Washer, Lock - ET (#6) |
| | 302-0718 | 1 | 0-300, 0-600 VAC | | | | Regulator, Voltage VR21 |
| 5 | | | Meter, Frequency - Reed M23 | | | | Semi-Frequency Sensitive Voltage Sensitive Frequency Sensitive |
| | 302-0213 | 1 | 115 VAC, 60 Hertz | 27 | 812-0065 | 4 | Transformer, Voltage - 240 VAC T21 |
| | 302-0221 | 1 | 230 VAC, 60 Hertz | 28 | 853-0003 | 4 | Screw, Machine - Round Head (#6-32 x 3/8") |
| | 302-0234 | 1 | 115 VAC, 50 Hertz | 29 | | | Washer, Lock - ET (#6) |
| | 302-0256 | 1 | 230 VAC, 50 Hertz | | 300-2971 | 1 | Regulator, Voltage VR21 |
| 6 | | | Meter, Frequency - Pointer M23 | | 300-2971 | 1 | Frequency Sensitive |
| | 302-0809 | 1 | 120 VAC, 60 Hertz | 30 | 315-0431 | 1 | Transformer, Voltage - 240 VAC T21 |
| | 302-0810 | 1 | 208 VAC, 60 Hertz | | | | Screw, Machine - Round Head (#6-32 x 3/8") |
| | 302-0811 | 1 | 240 VAC, 60 Hertz | | 812-0061 | 2 | Washer, Lock - ET (#6) |
| 7 | | | Meter, Totalizing - Time M24 | | | | Bar, Locking |
| | 302-0466 | 1 | 60 Hertz | | 853-0003 | 2 | Reactor L21, L22 |
| | 302-0469 | 1 | 50 Hertz | 31 | 320-0202 | 1 | Screw, Machine - Round Head (#6-32 x 3/8") |
| 8 | | | Light, Indicator - 125 VAC | 32 | 315-0384 | 2 | Washer, Lock - ET (#6) |
| | 322-0130 | 1 | Red - UPPER SCALE DS21 | | 812-0061 | 4 | Grommet |
| | 322-0131 | 1 | Red - LOWER SCALE DS22 | | | | Receptacle, Fastener |
| | 322-0178 | 1 | Red - Blank (No Legend) | | | | Screw, Cap - Hex Head (5/16-18 x 3/8") |
| 9 | 320-0307 | 1 | Lock, Handle | 33 | 508-0001 | 1 | Washer, Lock - Spring (5/16") |
| | 815-0203 | 1 | Screw, Machine - Round Head (#10-32 x 7/8") | 34 | 406-0332 | 2 | Dampener, Vibration |
| | 854-0010 | 1 | Washer, Lock - ET (#10) | 35 | 800-0045 | 4 | Strap, Electrical - Ground |
| | 871-0010 | 1 | Nut, Hex (#10-32) | 36 | 850-0045 | 4 | Screw, Machine - Truss Head (#10-32 x 3/8") |
| 10 | 320-0455 | 2 | Breaker, Circuit CB21 | 37 | 402-0078 | 4 | Panel, Control (Selection Required, Contact Onan Distributor) |
| | 812-0061 | 4 | Screw, Machine - Round Head (#6-32 x 3/8") | 38 | 337-0049 | 1 | Box, Control |
| | 850-0020 | 4 | Washer, Lock - Spring (#6) | 39 | 815-0026 | 3 | Screw, Self-locking - Hex Washer Head (1/4-20 x 1/2") |
| 11 | 406-0334 | 2 | Clip - Fastener | 40 | | | |
| 12 | 406-0333 | 2 | Stud - Fastener | | | | |
| 13 | 517-0131 | 1 | Plug, Plastic | | | | |
| 14 | 303-0076 | 1 | Knob, Pointer | 41 | 301-3158 | 1 | |
| 15 | 308-0284 | 1 | Switch, Selector S21 | 42 | 821-0010 | 2 | |
| 16 | 303-0032 | 1 | Knob | | | | |
| 17 | 303-0170 | 1 | Rheostat R21 | | | | |

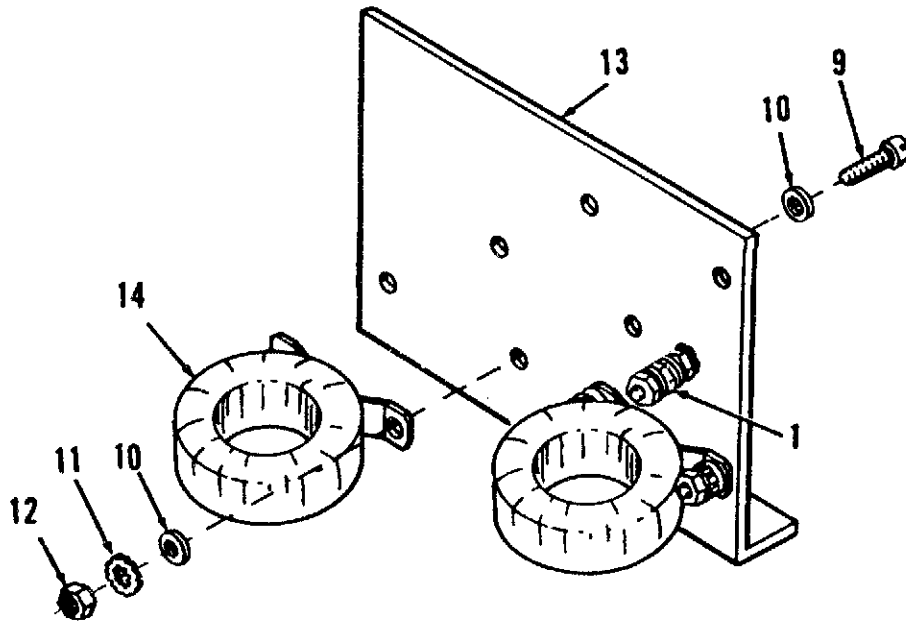
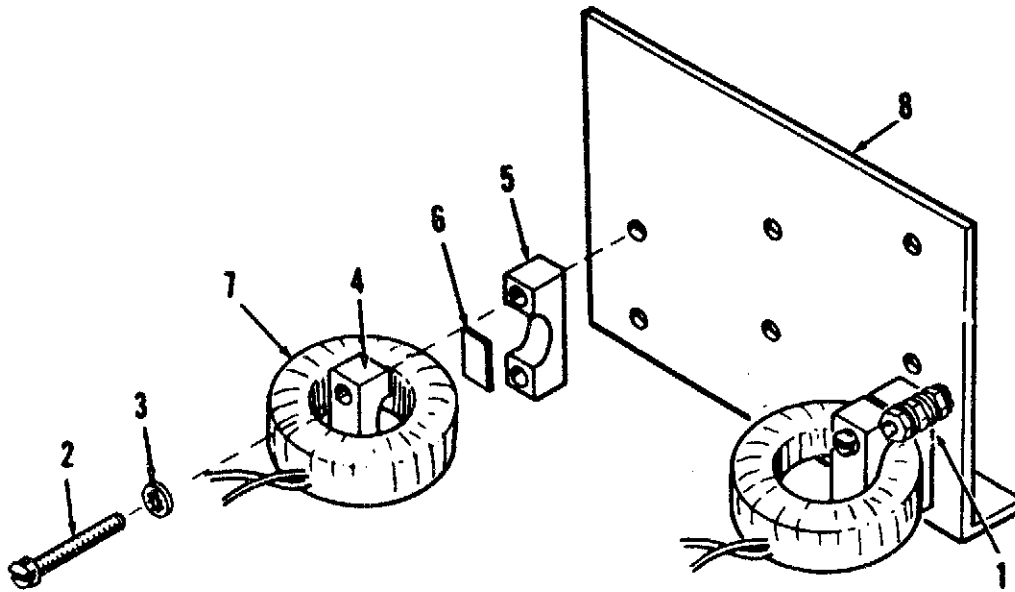
Generator Control - Torque Matched Regulator



Generator Control - Torque Matched Regulator

| REF NO. | PART NO. | QTY USED | PART DESCRIPTION | REF NO. | PART NO. | QTY USED | PART DESCRIPTION |
|---------|----------|----------|--|---------|----------|----------|--|
| 1 | 307-1157 | 1 | Spring - Relay | 16 | 303-0032 | 1 | Knob |
| 2 | 307-1061 | 1 | Relay K21 | 17 | 303-0261 | 1 | Rheostat R21 |
| 3 | | | Meter, Ampere M21 | 18 | 350-0556 | 1 | Resistor R22 |
| | 302-0405 | 1 | 0-50 Amp | 19 | 323-0765 | 1 | Socket, Relay (Less Terminals) |
| | 302-0406 | 1 | 0-75 Amp | | 812-0061 | 2 | Screw, Machine - Round Head (#6-32 x 3/8") |
| | 302-0408 | 1 | 0-100 Amp | | 853-0003 | 2 | Washer, Lock - ET (#6) |
| | 302-0410 | 1 | 0-150 Amp | | 860-0005 | 2 | Nut, Hex (#6-32) |
| | 302-0411 | 1 | 0-200 Amp | | 332-1280 | 1 | Terminal |
| | 302-0412 | 1 | 0-250 Amp | 20 | 301-3244 | 1 | Bracket, Mounting |
| | 302-0413 | 1 | 0-300 Amp | 21 | 870-0053 | 1 | Nut, Hex (#10-32) |
| | 302-0605 | 1 | 0-400 Amp | 22 | 850-0030 | 1 | Washer, Lock - Spring (#10) |
| | 302-0719 | 1 | 0-75, 0-150 Amp | 23 | 332-0051 | 1 | Clamp, Loop |
| | 302-0720 | 1 | 0-100, 0-200 Amp | 24 | | 1 | Block, Terminal TB21 |
| | 302-0721 | 1 | 0-150, 0-300 Amp | | 332-0607 | 1 | 12 Place |
| | 302-0722 | 1 | 0-200, 0-400 Amp | | 332-0795 | 1 | 16 Place |
| | 302-0723 | 1 | 0-250, 0-500 Amp | | 812-0066 | 2 | Screw, Machine - Round Head (#6-32 x 3/4") |
| | 302-0724 | 1 | 0-375, 0-750 Amp | | 853-0003 | 2 | Washer, Lock - ET (#6) |
| 4 | | | Meter, Volt M22 | | 850-0020 | 2 | Washer, Lock - Spring (#6) |
| | 302-0421 | 1 | 0-300 VAC | 25 | | 1 | Strip, Marker |
| | 302-0422 | 1 | 0-600 VAC | | 332-1242 | 1 | 16 Place |
| | 302-0612 | 1 | 0-500 VAC | | 332-1248 | 1 | 12 Place |
| | 302-0779 | 1 | 0-750 VAC | 26 | 815-0544 | 6 | Screw, Machine - Round Head with IT Lock Washer (#6-32 x 1/2") |
| | 302-0718 | 1 | 0-300, 0-600 VAC | 27 | 300-2880 | 1 | Regulator, Voltage VR21 |
| 5 | | | Meter, Frequency - Reed M23 | 28 | 812-0065 | 4 | Screw, Machine - Round Head (#6-32 x 5/8") |
| | 302-0213 | 1 | 115 VAC, 60 Hertz | 29 | 853-0003 | 4 | Washer, Lock - ET (#6) |
| | 302-0221 | 1 | 230 VAC, 60 Hertz | 30 | 301-9315 | 1 | Bracket, Mounting |
| | 302-0234 | 1 | 115 VAC, 50 Hertz | 31 | 821-0010 | 2 | Screw, Self-locking - Hex Washer Head (1/4-20 x 1/2") |
| | 302-0256 | 1 | 230 VAC, 50 Hertz | 32 | | 1 | Current Transformer (See Separate Page for Components) |
| 6 | | | Meter, Frequency - Pointer M23 | 33 | 508-0001 | 1 | Grommet |
| | 302-0809 | 1 | 120 VAC, 60 Hertz | 34 | 406-0332 | 2 | Receptacle, Fastener |
| | 302-0810 | 1 | 208 VAC, 60 Hertz | 35 | 800-0045 | 4 | Screw, Cap - Hex Head (5/16-18 x 3/8") |
| | 302-0811 | 1 | 240 VAC, 60 Hertz | 36 | 850-0045 | 4 | Washer, Lock - Spring (5/16") |
| 7 | | | Meter, Totalizing - Time M24 | 37 | 402-0078 | 4 | Dampener, Vibration |
| | 302-0466 | 1 | 60 Hertz | 38 | 337-0049 | 1 | Strap, Electrical - Ground |
| | 302-0469 | 1 | 50 Hertz | 39 | 815-0026 | 3 | Screw, Machine - Truss Head (#10-32 x 3/8") |
| 8 | | | Light, Indicator - 125 VAC | 40 | | 1 | Panel, Control (Selection Required, Contact Onan Distributor) |
| | 322-0130 | 1 | Red - UPPER SCALE DS21 | 41 | 301-3158 | 1 | Box, Control |
| | 322-0131 | 1 | Red - LOWER SCALE DS22 | | | | |
| | 322-0178 | 1 | Red - Blank (No Legend) | | | | |
| 9 | 320-0307 | 1 | Lock, Handle | | | | |
| | 815-0203 | 1 | Screw, Machine - Round Head (#10-32 x 7/8") | | | | |
| | 854-0010 | 1 | Washer, Lock - ET (#10) | | | | |
| | 871-0010 | 1 | Nut, Hex (#10-32) | | | | |
| 10 | 320-0431 | 1 | Breaker, Circuit CB21 | | | | |
| | 812-0061 | 2 | Screw, Machine - Round Head (#6-32 x 3/8") | | | | |
| | 850-0020 | 2 | Washer, Lock - Spring (#6) | | | | |
| 11 | 406-0334 | 2 | Clip - Fastener | | | | |
| 12 | 406-0333 | 2 | Stud - Fastener | | | | |
| 13 | 517-0131 | 1 | Plug, Plastic | | | | |
| 14 | 303-0076 | 1 | Knob, Pointer | | | | |
| 15 | 308-0264 | 1 | Switch, Selector S21 | | | | |

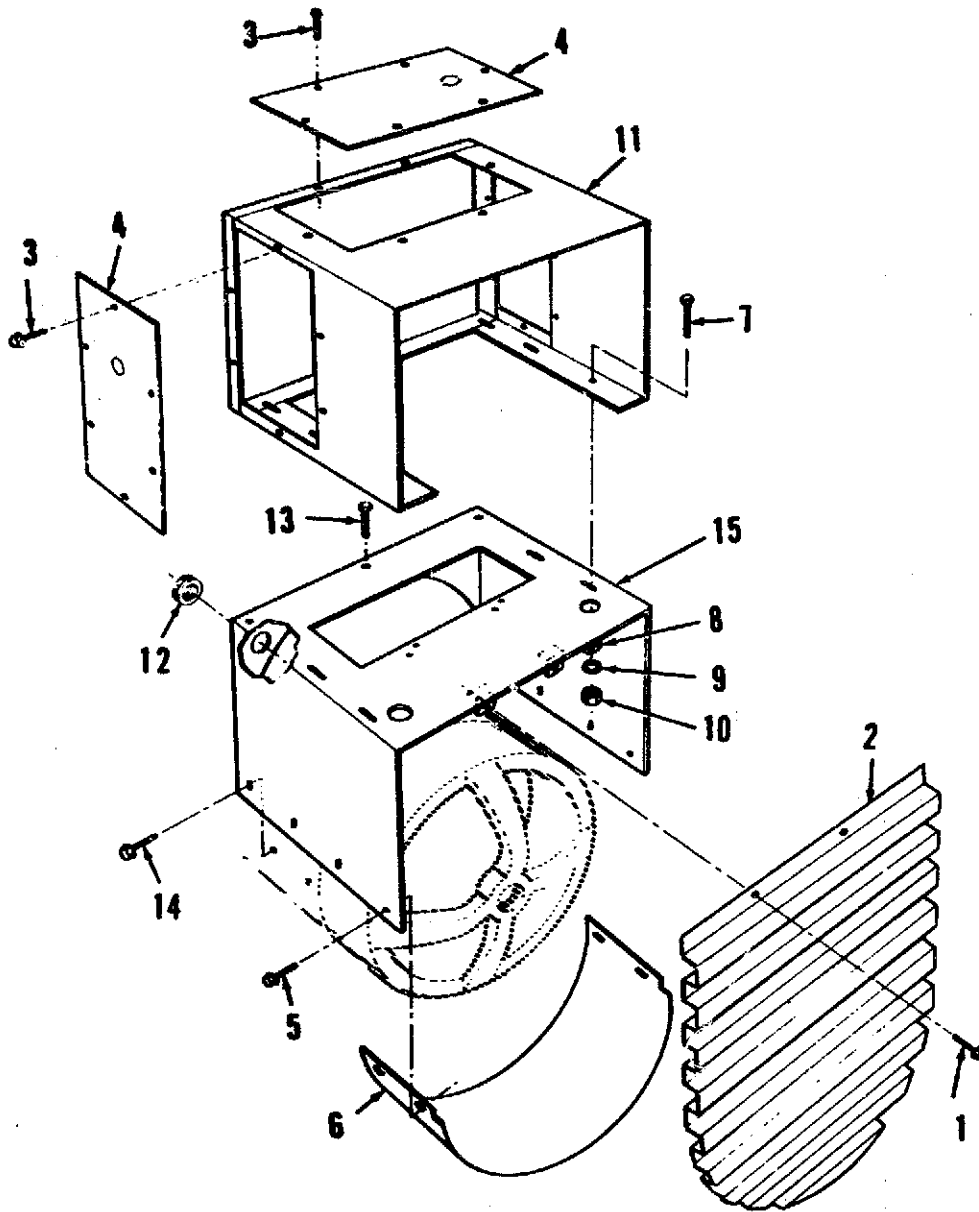
Current Transformer



Current Transformer

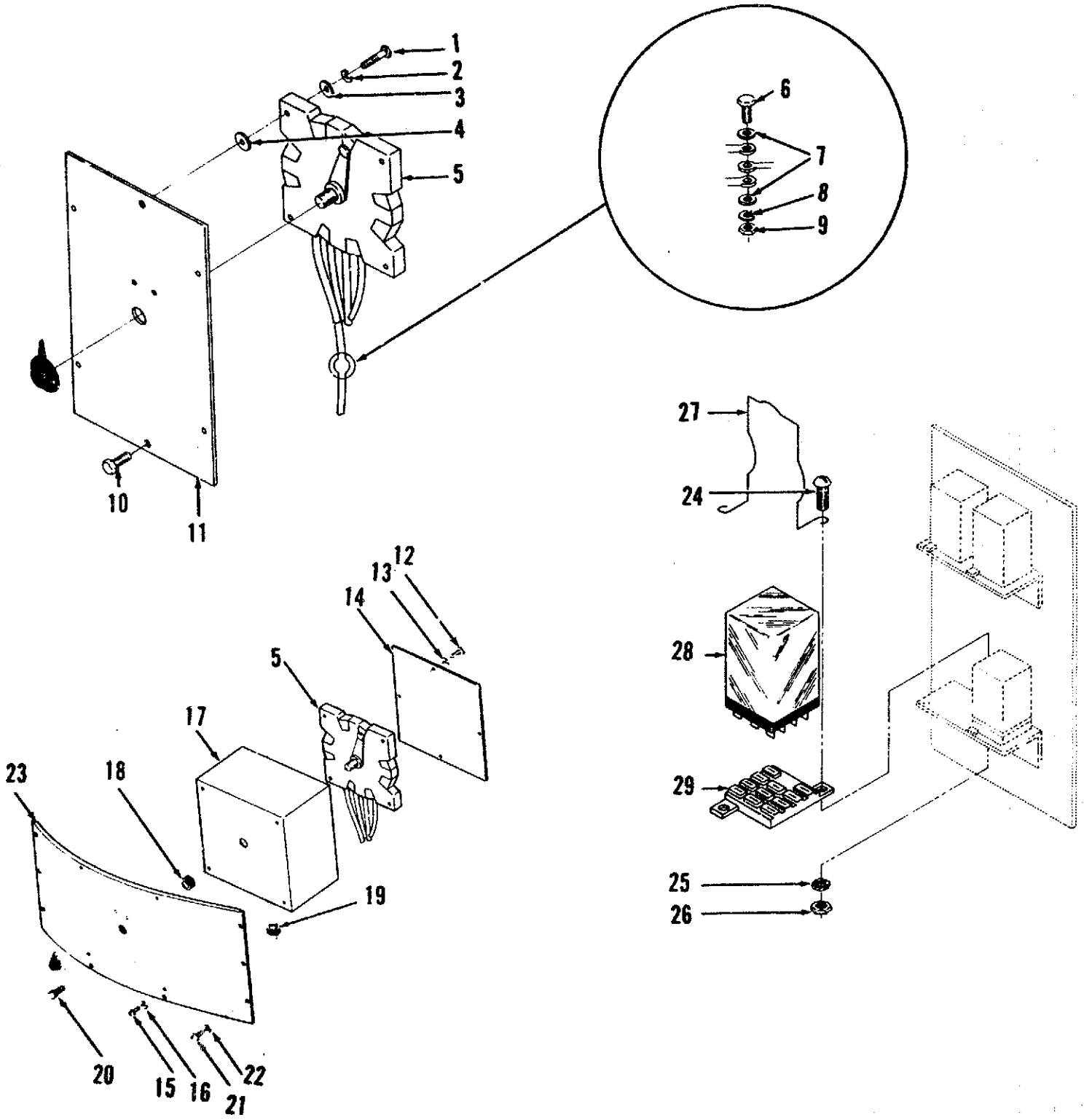
| REF NO. | PART NO. | QTY USED | PART DESCRIPTION | REF NO. | PART NO. | QTY USED | PART DESCRIPTION |
|---------|----------|----------|--|---------|-------------|----------|---|
| | | | Terminal | 9 | 813-0100 | 6 | Screw, Machine - Round Head (#10-32 x 1/2") |
| | 813-0203 | 1 | Screw, Machine - Round Head, Brass (#10-32 x 7/8") | 10 | 526-0008 | 6 | Washer, Flat (#10) |
| | 871-0010 | 3 | Nut, Hex - Brass (#10-32) | 11 | 856-0003 | 6 | Washer, Lock - EIT (#10) |
| | 856-0003 | 1 | Washer, Lock - EIT (#10) | 12 | 870-0053 | 6 | Nut, Hex (#10-32) |
| | 854-0010 | 2 | Washer, Lock - IT (#10) | 13 | 302-0764 | 1 | Bracket, Mounting - |
| | 526-0049 | 2 | Washer, Flat - Brass (#10) | 14 | | | Transformer, Current with Mounting Feet |
| 2 | 813-0110 | 6 | Screw, Machine - Round Head (#10-32 x 2") | | 302-0864 | 3 | Ratio (Meter Scale) 150/5 (0-75/0-150A) - Before Spec S |
| 3 | 854-0010 | 6 | Washer, Lock - IT (#10) | | 302-0865 | 3 | 200/5 (0-100/0-200A) - Before Spec S |
| 4 | 302-0235 | 3 | Clamp - Upper | | 302-1868-03 | 3 | 75/5; 150/5 Ratio (EK) - Begin Spec S |
| 5 | 302-0236 | 3 | Clamp - Lower | | 302-1868-04 | 3 | 100/5; 200/5 Ratio (EM) - Begin Spec S |
| 6 | 302-0253 | 6 | Shim | | 302-1868-05 | 3 | 150/5; 0-150/0-300 - Begin Spec S |
| 7 | | | Transformer, Current Ratio (Meter Scale) | 15 | 98-2263 | 1 | Silkscreen, Transformer |
| | 302-1365 | 3 | 75/5 (0-75A) Before Spec S | | | | |
| | 302-0078 | 3 | 100/5 (0-100A) Before Spec S | | | | |
| | 302-0079 | 3 | 150/5 (0-150A) Before Spec S | | | | |
| | 302-0106 | 3 | 200/5 (0-200A) Before Spec S | | | | |
| 8 | 302-0729 | 1 | Bracket, Mounting | | | | |

Control Housing



| REF NO. | PART NO. | QTY USED | PART DESCRIPTION | REF NO. | PART NO. | QTY USED | PART DESCRIPTION |
|---------|----------|----------|---|---------|----------|----------|--|
| 1 | 821-0010 | 8 | Screw, Self-locking - Hex Washer Head (1/4-20 x 1/2") | 8 | 856-0006 | 1 | Washer, Lock - EIT (1/4") |
| 2 | 234-0370 | 1 | Grille | 9 | 526-0018 | 5 | Washer, Flat (1/4") |
| 3 | 815-0350 | 18 | Screw, Tapping - Hex Washer Head (#10-32 x 3/8") | 10 | 870-0212 | 6 | Nut, Hex (1/4-20) |
| 4 | 301-3156 | 3 | Panel, Access | 11 | 301-3155 | 1 | Housing |
| 5 | 821-0010 | 4 | Screw, Self-locking - Hex Washer Head (1/4-20 x 1/2") | 12 | 508-0203 | 1 | Bushing, Cable |
| 6 | 234-0361 | 1 | Wrapper - Generator | 13 | 821-0010 | 1 | Screw, Self-locking - Hex Washer Head (1/4-20 x 1/2") |
| 7 | 821-0018 | 6 | Screw, Self-locking - Hex Washer Head (1/4-20 x 5/8") | 14 | 821-0014 | 8 | Screw, Self-locking - hex Washer Head (5/16-18 x 1/2") |
| | | | | 15 | 301-3154 | 1 | Saddle |

Dual Phase Switch

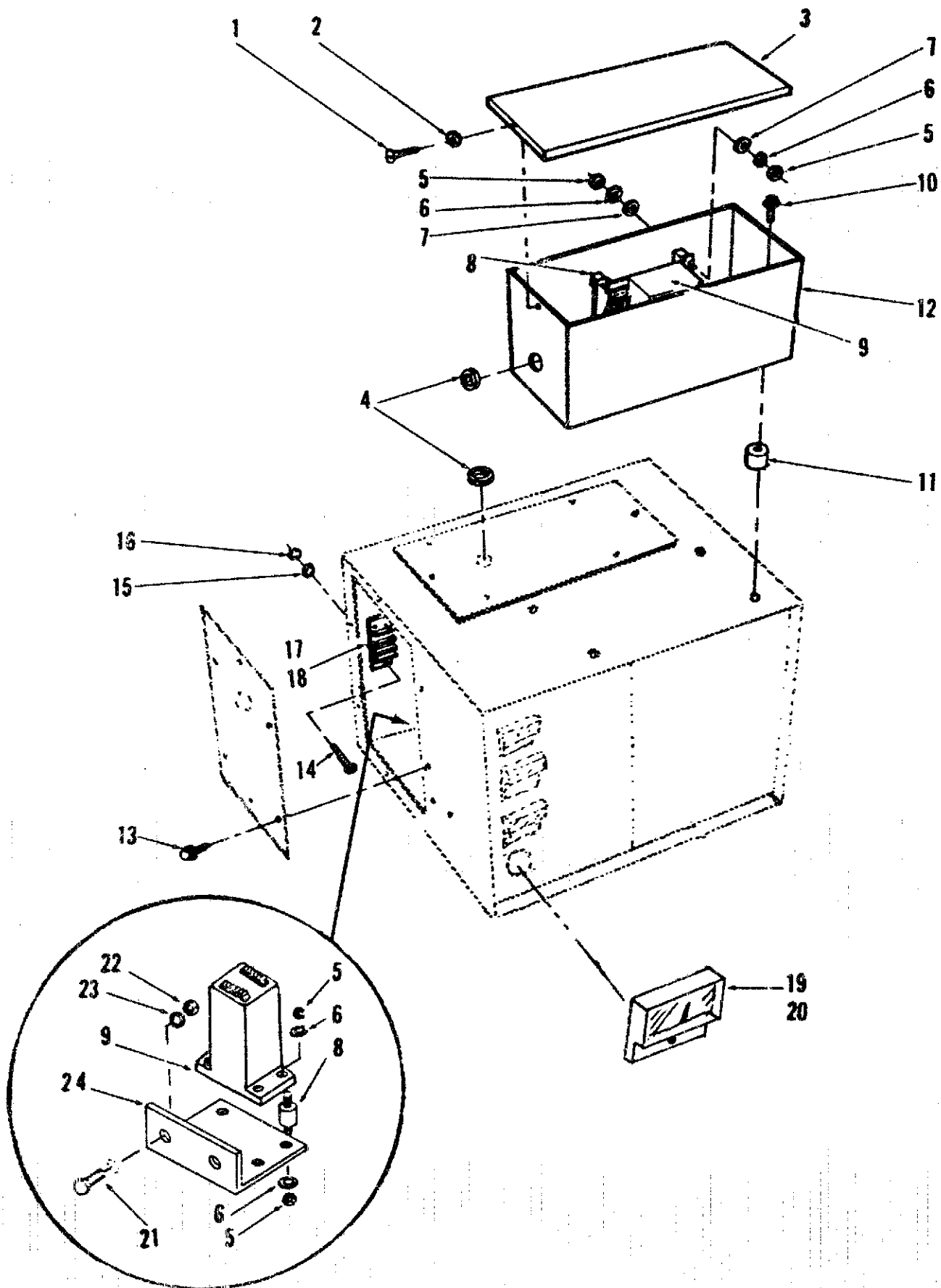


Dual Phase Switch

| REF NO. | PART NO. | QTY USED | PART DESCRIPTION | REF NO. | PART NO. | QTY USED | PART DESCRIPTION |
|---------|----------|----------|--|---------|----------|----------|--|
| 1 | 812-0153 | 4 | Screw, Machine - Round Head (1/4-20 x 1") | 18 | 508-0009 | 1 | Grommet (Housed Sets) |
| 2 | 850-0040 | 4 | Washer, Lock - Spring (1/4") | 19 | 508-0115 | 2 | Grommet (Housed Sets) |
| 3 | 526-0052 | 4 | Washer, Flat (1/4") | 20 | 821-0014 | 2 | Screw, Self-locking - Hex Washer Head (5/16-18 x 1/2") |
| 4 | 526-0054 | 4 | Washer, Flat (5/16") | 21 | 813-0098 | 6 | Screw, Machine - Round Head (#10-32 x 3/8") |
| 5 | 308-0152 | 1 | Switch, Rotary (Includes Knob) | 22 | 850-0030 | 6 | Washer, Lock - Spring (#10) |
| 6 | 800-0028 | 5 | Screw, Cap - Hex Head (5/16-18 x 1") | 23 | | | Panel, Access - Rear (Housed Sets) |
| 7 | 526-0002 | 10 | Washer, Flat (#6) | | 405-1840 | 1 | 10-1/4"H x 22"W |
| 8 | 850-0045 | 5 | Washer, Lock - Spring (5/16") | | 405-2160 | 1 | 14-1/2"H x 22"W |
| 9 | 862-0015 | 5 | Nut, Hex (5/16-18) | 24 | 812-0061 | 2 | Screw, Machine - Round Head (#6-32 x 3/8") |
| 10 | 821-0014 | 2 | Screw, Self-locking - Hex Washer Head (5/16-18 x 1/2") | 25 | 853-0003 | 2 | Washer, Lock - ET (#6) |
| 11 | 301-3292 | 1 | Panel, Mounting (Unhoused Sets) | 26 | 860-0006 | 2 | Nut, Hex (#6-32) |
| 12 | 813-0097 | 4 | Screw, Machine - Round Head (#10-32 x 5/16") | 27 | 307-1157 | 1 | Spring - Relay |
| 13 | 850-0030 | 4 | Washer, Lock - Spring (#10) | 28 | 307-1143 | 1 | *Relay 12 VDC |
| 14 | 301-3284 | 1 | Cover, Box (Housed Sets) | 29 | 323-0764 | 1 | Socket, Relay (Less Terminals) |
| 15 | 813-0097 | 4 | Screw, Machine - Round Head (#10-32 x 5/16") | | 332-1280 | 8 | Terminal |
| 16 | 850-0030 | 4 | Washer, Lock - Spring (#10) | | 815-0392 | 1 | Plug, Keying |
| 17 | 301-3283 | 1 | Box, Switch (Housed Sets) | | | | |

* - Relay Located Within Engine Control.

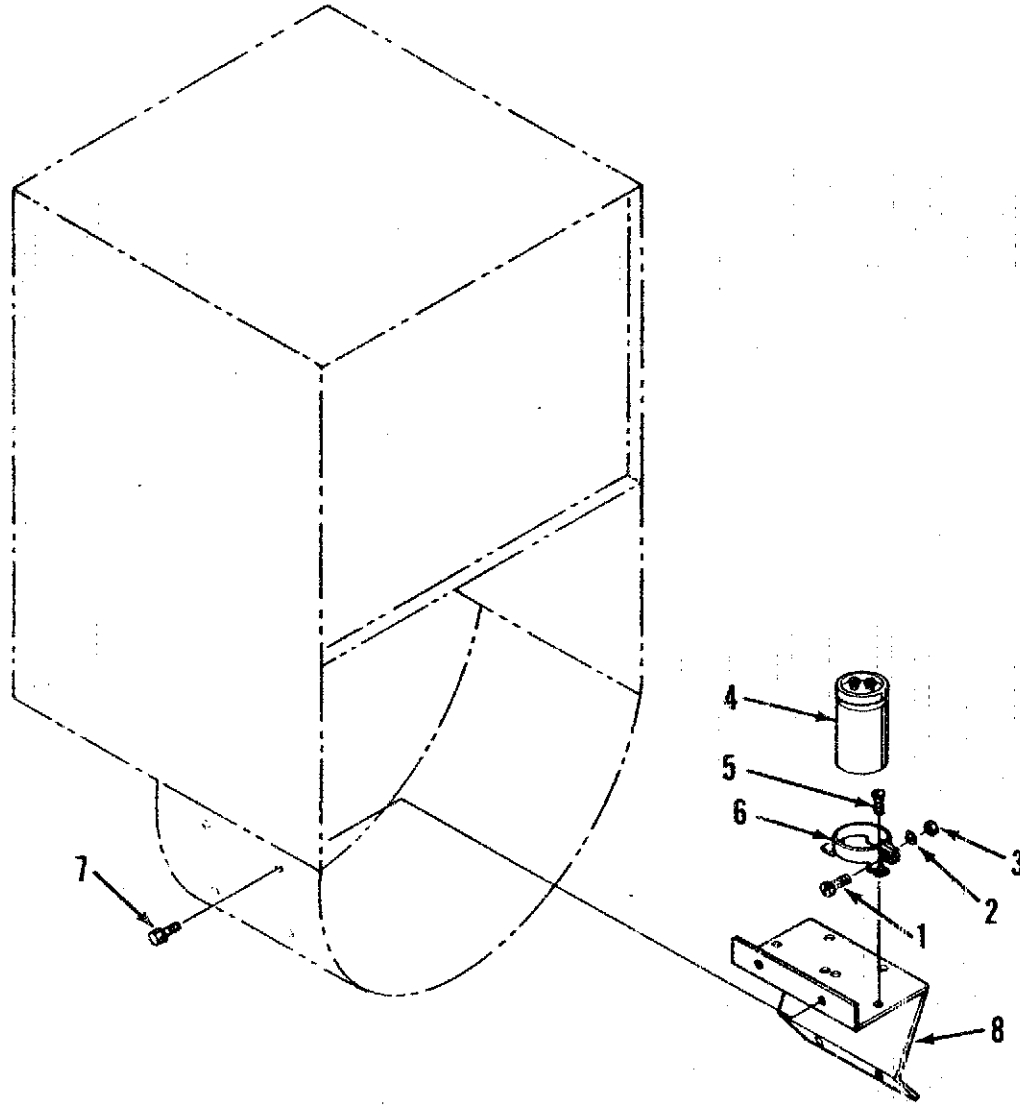
Wattmeter



Wattmeter

| REF NO. | PART NO. | QTY USED | PART DESCRIPTION | REF NO. | PART NO. | QTY USED | PART DESCRIPTION |
|---------|----------|----------|--|---------|-------------|----------|--|
| 1 | 815-0026 | 2 | Screw, Machine - Truss Head (#10-32 x 3/8") | 18 | 332-0610 | 1 | Strip, Marker |
| 2 | 853-0008 | 2 | Washer, Lock - ET (#10) | 19 | 302-1722 | 1 | Wattmeter (Less Dial) |
| 3 | 301-3476 | 1 | Cover, Box (External Installation) | 20 | | | Dial |
| 4 | 508-0001 | 2 | Grommet | | 302-1721-01 | 1 | Scale 0-35 kW |
| 5 | 860-0008 | 8 | Nut, Hex (#8-32) | | 302-1721-02 | 1 | Scale 0-50 kW |
| 6 | 853-0005 | 8 | Washer, Lock - ET (#8) | | 302-1721-03 | 1 | Scale 0-70 kW |
| 7 | 526-0003 | 8 | Washer, Flat (#8) | | 302-1721-04 | 1 | Scale 0-90 kW |
| 8 | 402-0354 | 4 | Mount, Vibration | | 302-1721-05 | 1 | Scale 0-115 kW |
| 9 | | | Transducer, Watt | | 302-1721-06 | 1 | Scale 0-160 kW |
| | 302-1082 | 1 | 3 Phase, 60 Hertz | | 302-1721-07 | 1 | Scale 0-180 kW |
| | 302-1083 | 1 | 3 Phase, 50 Hertz | | 302-1721-08 | 1 | Scale 0-200 kW |
| | 302-1113 | 1 | 1 Phase, 60 Hertz | | 302-1721-09 | 1 | Scale 0-250 kW |
| | 302-1114 | 1 | 1 Phase, 50 Hertz | | 302-1721-10 | 1 | Scale 0-300 kW |
| 10 | 821-0014 | 8 | Screw, Self-locking - Hex Washer Head (5/16-18 x 1/2") | | 302-1721-11 | 1 | Scale 0-350 kW |
| 11 | 402-0078 | 4 | Mount, Vibration | | 302-1721-12 | 1 | Scale 0-400 kW |
| 12 | 301-3477 | 1 | Box (External Installation) | | 302-1721-13 | 1 | Scale 0-500 kW |
| 13 | 815-0350 | 6 | Screw, Tapping - Hex Washer Head (#10-32 x 3/8") | 21 | 821-0017 | 2 | Screw, Self-locking - Hex Washer Head (5/16-18 x 1/2") |
| 14 | 812-0063 | 4 | Screw, Machine - Round Head (#6-32 x 1/2") | 22 | 862-0014 | 2 | Nut, Hex (5/16-18) |
| 15 | 853-0003 | 4 | Washer, Lock - ET (#6) | 23 | 850-0045 | 2 | Washer, Lock - Spring (5/16") |
| 16 | 860-0006 | 4 | Nut, Hex (#6-32) | 24 | 301-6987 | 1 | Bracket, Mounting (Internal Installation) |
| 17 | 332-0609 | 1 | Block, Terminal | | | | |

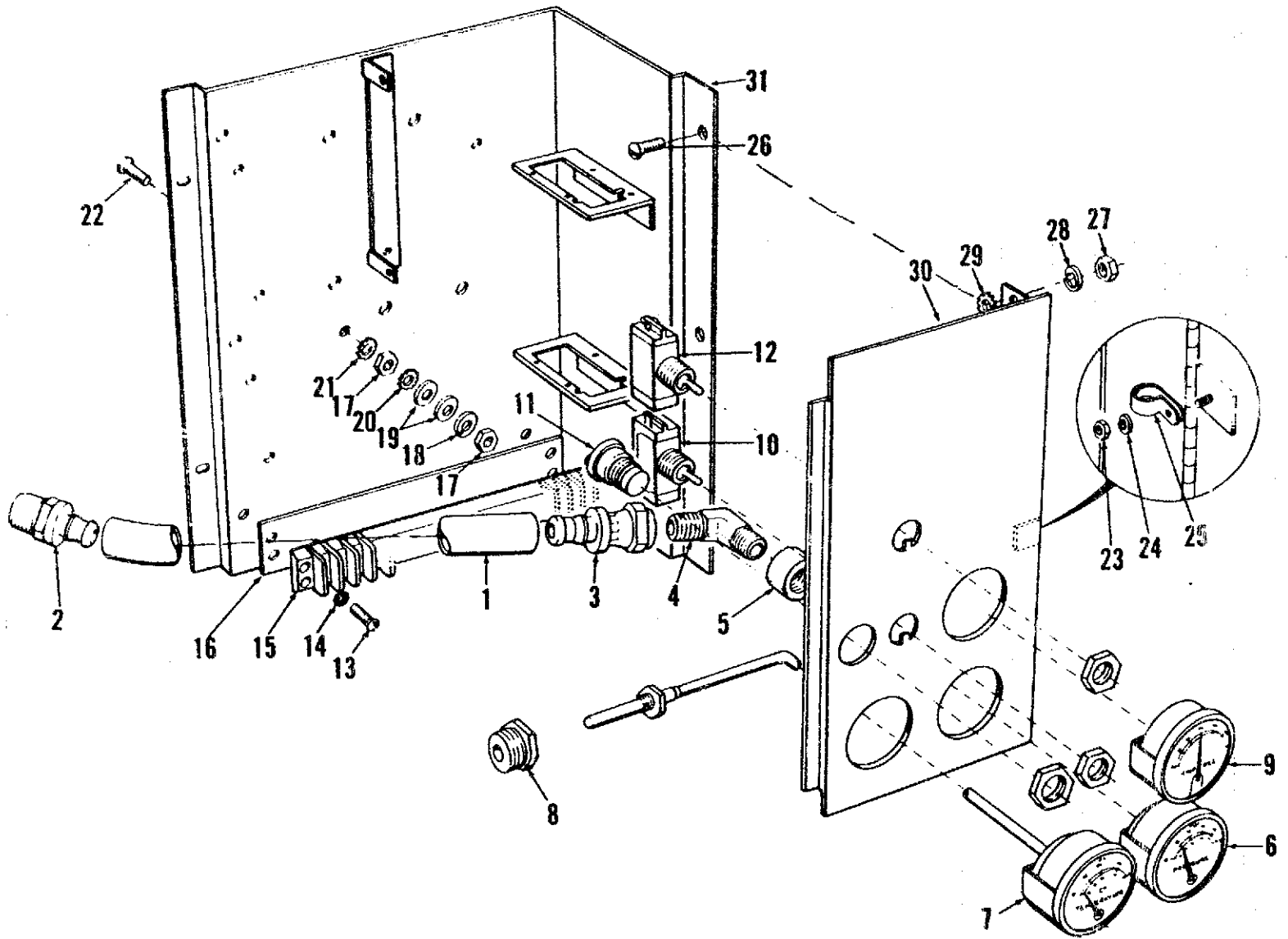
Capacitor



| REF NO. | PART NO. | QTY USED | PART DESCRIPTION |
|---------|----------|----------|---|
| 1 | 812-0078 | 2 | Screw, Machine - Round Head (#8-32 x 7/16") |
| 2 | 850-0025 | 2 | Washer, Lock - Spring (#8) |
| 3 | 861-0007 | 2 | Nut, Square (#8-32) |
| 4 | 356-0090 | 2 | Capacitor |
| 5 | 812-0078 | 6 | Screw, Machine - Round Head (#8-32 x 3/8") |

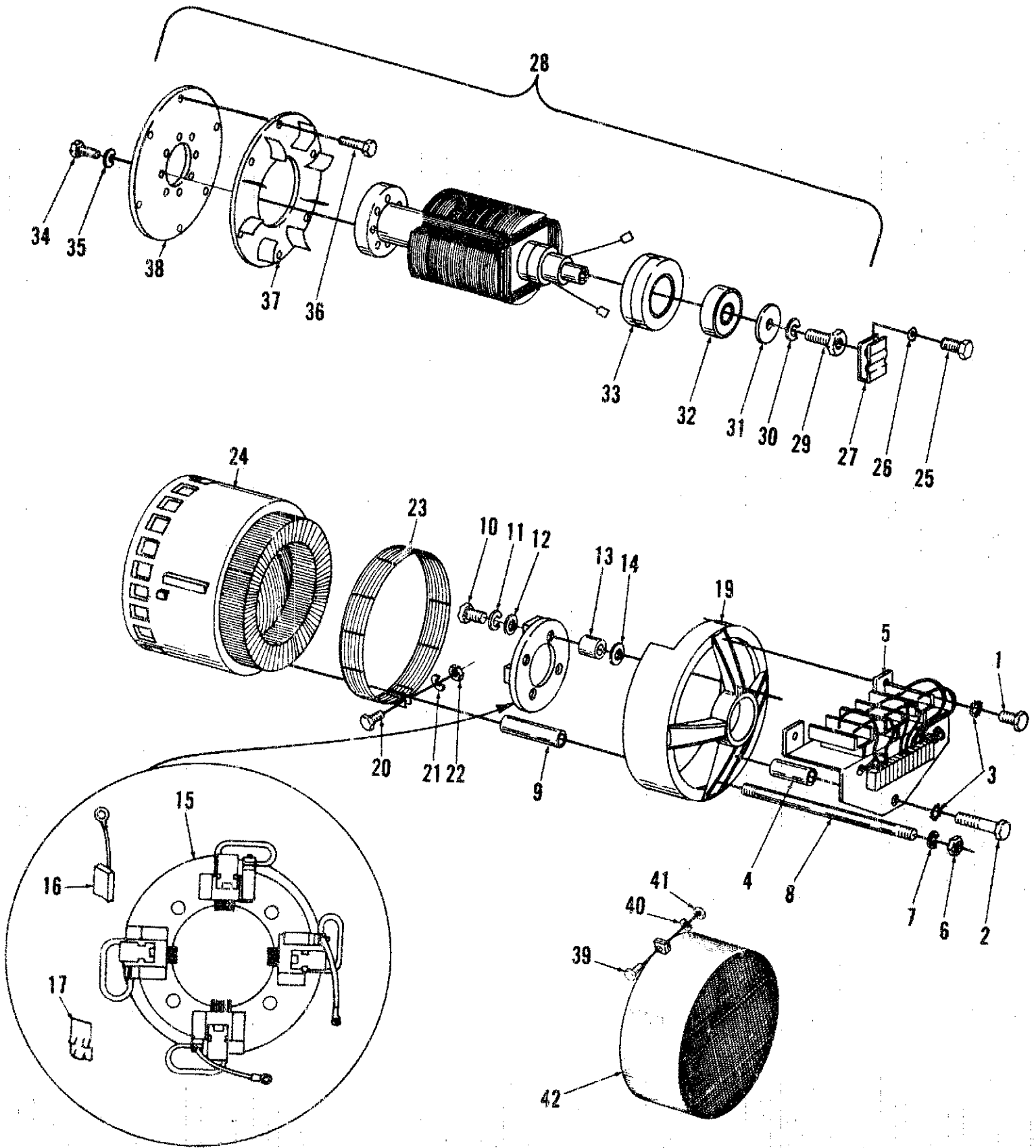
| REF NO. | PART NO. | QTY USED | PART DESCRIPTION |
|---------|----------|----------|---|
| 6 | 356-0102 | 2 | Clamp, Mounting |
| 7 | 821-0009 | 4 | Screw, Self-locking - Hex Washer Head (1/4-20 x 3/8") |
| 8 | 356-0104 | 1 | Bracket, Mounting |

Engine Control - Mechanical Gauges



| REF NO. | PART NO. | QTY USED | PART DESCRIPTION | REF NO. | PART NO. | QTY USED | PART DESCRIPTION |
|---------|----------|----------|--|---------|----------|----------|---|
| 1 | 503-1077 | 1 | Hose | 14 | 853-0003 | 2 | Washer, Lock - FT (#6) |
| 2 | 502-0444 | 1 | Adapter, Pipe to Hose - Male | 15 | 332-0795 | 1 | Block, Terminal - 20 Place |
| 3 | 502-0445 | 1 | Adapter, Pipe to Hose - Female | 16 | 332-1241 | 1 | Strip, Marker |
| 4 | 502-0583 | 1 | Elbow, Pipe - 45 DEG (1/8 NPT x 7/16-20) | 17 | 871-0010 | 2 | Nut, Hex - Brass (#10-32) |
| 5 | 502-0051 | 1 | Coupling, Pipe (1/8 NPT) | 18 | 850-0030 | 2 | Washer, Lock - Spring (#10) |
| 6 | | | Gauge, Pressure - Oil | 19 | 526-0062 | 2 | Washer, Flat - Brass (#10) |
| | 193-0232 | 1 | 0 - 75 PSI | 20 | 853-0008 | 1 | Washer, Lock - ET (#10) |
| | 193-0233 | 1 | 0 - 150 PSI | 21 | 856-0003 | 1 | Washer, Lock - EIT (#10) |
| 7 | | | Gauge, Temperature - Water (Includes Reducer) | 22 | 815-0203 | 1 | Screw, Machine - Round Head, Brass (#10-32 x 7/8") |
| | 193-0234 | 1 | 72" Capillary Tube | 23 | 870-0053 | 1 | Nut, Hex (#10-32) |
| | 193-0235 | 1 | 84" Capillary Tube | 24 | 850-0030 | 1 | Washer, Lock - Spring (#10) |
| | 193-0236 | 1 | 96" Capillary Tube | 25 | 332-0051 | 2 | Clamp, Loop |
| | 193-0305 | 1 | 144" Capillary Tube | 26 | 815-0026 | 5 | Screw, Machine - Truss Head (#10-32 x 3/8") |
| 8 | NFS | 1 | Reducer, Hex (Part of Gauge) (5/8-18 x 1/2 NPT) | 27 | 870-0053 | 1 | Nut, Hex (#10-32) |
| 9 | 302-0061 | 1 | Meter, Ampere | 28 | 850-0030 | 1 | Washer, Lock - Spring (#10) |
| 10 | 308-0088 | 1 | Switch, Toggle (DPST) | 29 | 856-0003 | 1 | Washer, Lock - EIT (#10) |
| 11 | 308-0297 | 1 | Switch, Push | 30 | 301-4009 | 1 | Panel, Control |
| 12 | 308-0155 | 1 | Switch, Toggle (SPST) | 31 | 301-3253 | 1 | Bracket, Mounting |
| 13 | 812-0066 | 2 | Screw, Machine - Round Head (#6-32 x 3/4") | | | | |

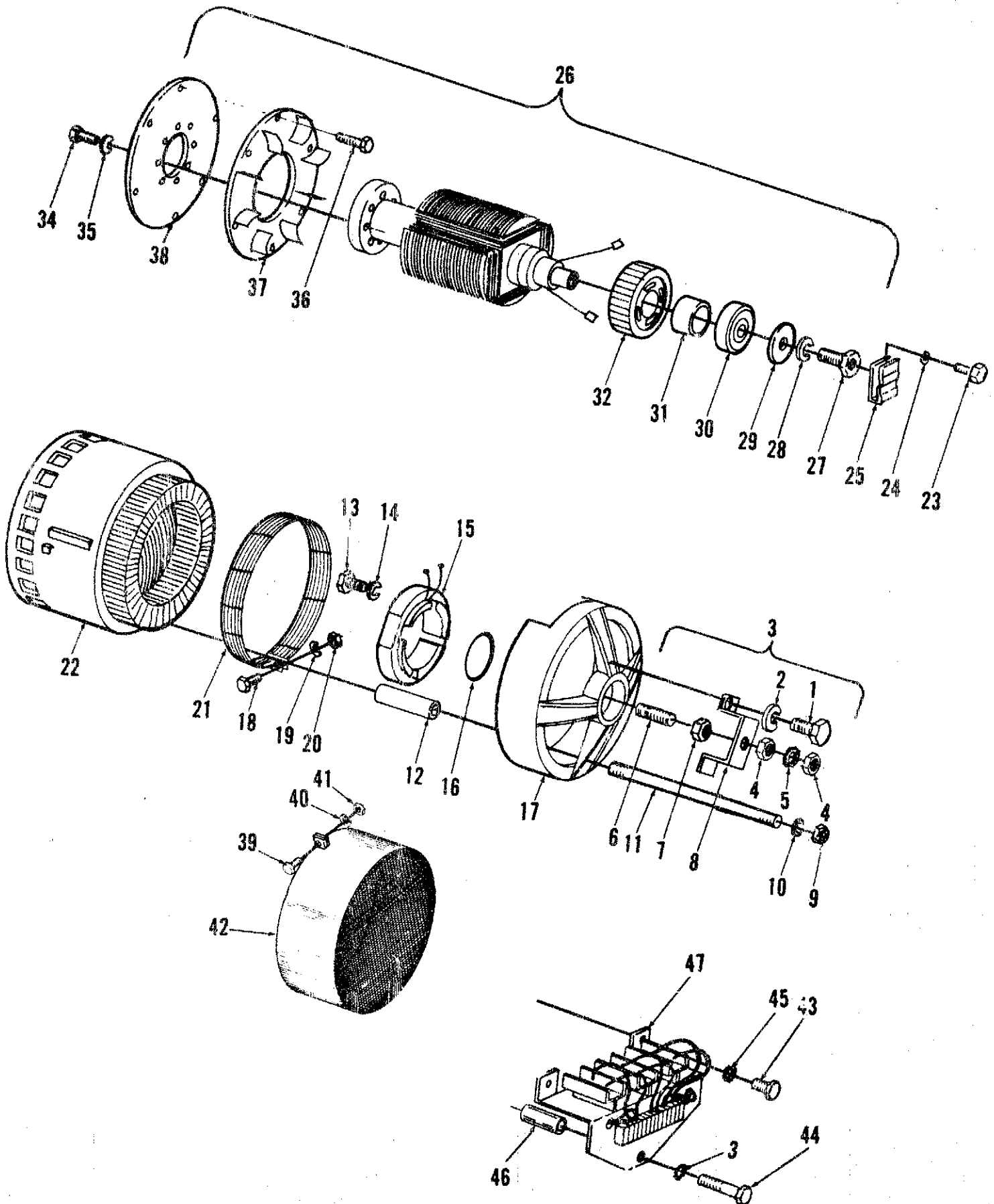
Generator - Spec C Only



Generator - Spec C Only

| REF NO. | PART NO. | QTY USED | PART DESCRIPTION | REF NO. | PART NO. | QTY USED | PART DESCRIPTION |
|---------|----------|----------|---|---------|----------|----------|--|
| 1 | 800-0003 | 2 | Screw, Cap - Hex Head (1/4-20 x 1/2") | | 220-1554 | 1 | 45.0 kW, Code 3 |
| 2 | 800-0009 | 1 | Screw, Cap - Hex Head (1/4-20 x 1-1/2") | | 220-1454 | 1 | 45.0 kW, Code 15 |
| 3 | 853-0013 | 3 | Washer, Lock - ET (1/4") | | 220-1456 | 1 | 45.0 kW, Code 15 Extended Stack |
| 4 | 305-0481 | 2 | Spacer, Sleeve | 25 | 800-0048 | 1 | Screw, Cap - Hex Head (3/8-16 x 3/4") |
| 5 | 305-0489 | 1 | Regulator, Voltage (See Separate Page for Components) | 26 | 856-0010 | 1 | Washer, Lock - EIT (3/8") |
| 6 | 862-0011 | 4 | Nut, Hex - Grade 8 (3/8-16) | 27 | 150-0717 | 1 | Switch |
| 7 | 850-0050 | 4 | Washer, Lock - Spring (3/8") | 28 | | | Rotor Assembly, Generator (Includes Fan, Disk, Bearing, Collector) |
| 8 | 520-0721 | 4 | Stud 3/8-16 UNC x 16-11/32" LG | | 201-1643 | 1 | 25.0 kW, Code 53 |
| | 520-0723 | 4 | 3/8-16 UNC x 17-15/16" LG | | 201-1640 | 1 | 25.0 kW, Code 515 |
| 9 | 503-0611 | 4 | Hose | | 201-1643 | 1 | 25.0 kW, Code 515 Extended Stack |
| 10 | 114-0023 | 4 | Screw, Cap - Hex Head, Hardened (1/4-20 x 1-1/4") | | 201-1643 | 1 | 30.0 kW, Code 3 |
| 11 | 850-0040 | 4 | Washer, Lock - Spring (1/4") | | 201-1640 | 1 | 30.0 kW, Code 15 |
| 12 | 526-0108 | 4 | Washer, Flat (1/4") | | 201-1643 | 1 | 30.0 kW, Code 15 Extended Stack |
| 13 | 212-1225 | 4 | Spacer, Sleeve | | 201-1645 | 1 | 37.5 kW, Code 53 |
| 14 | 526-0018 | 3 | Washer, Flat (1/4") | | 201-1643 | 1 | 37.5 kW, Code 515 |
| 15 | 212-0413 | 1 | Rig. Brush (Includes Brushes and Springs) | | 201-1645 | 1 | 37.5 kW, Code 515 Extended Stack |
| 16 | 214-0046 | 4 | Brush, Generator | | 201-1645 | 1 | 45.0 kW, Code 3 |
| | 815-0203 | 4 | Screw, Machine - Round Head with ET Lockwasher, Brass (#10-32 x 7/8") | | 201-1643 | 1 | 45.0 kW, Code 15 |
| | 853-0008 | 12 | Washer, Lock - ET (#10) | | 201-1645 | 1 | 45.0 kW, Code 15 Extended Stack |
| | 526-0049 | 4 | Washer, Flat (#10) | 29 | 800-0513 | 1 | Screw, Cap - Hex Head, Modified With Tapped Hole |
| | 871-0010 | 8 | Nut, Hex - Brass (#10-32) | 30 | 850-0079 | 1 | Washer, Lock - Spring (3/4") |
| 17 | 212-1105 | 4 | Spring, Brush | 31 | 526-0238 | 1 | Washer, Flat - Steel (3/4") |
| 18 | 509-0125 | 1 | Seal, O-Ring | 32 | 510-0101 | 1 | Bearing, Ball |
| 19 | 211-0185 | 1 | Bell. End | 33 | 204-0083 | 1 | Ring, Collector |
| 20 | 114-0023 | 2 | Screw, Cap - Hex Head (1/4-20 x 1-1/4") | 34 | | | Boit, Place - Hex Head, Grade 8 |
| 21 | 850-0040 | 2 | Washer, Lock - Spring (1/4") | | 805-0033 | 8 | 5/8-11 x 1" |
| 22 | 862-0001 | 2 | Nut, Hex (1/4-20) | | 805-0035 | 8 | 5/8-11 x 1-1/2" |
| 23 | 234-0368 | 1 | Screen, Air | 35 | 526-0259 | 8 | Washer, Flat - Hardened (5/8") |
| 24 | | | Stator Assembly, Generator | 36 | | | Bolt, Place - Hex Head, Grade 8 |
| | 220-1552 | 1 | 25.0 kW, Code 53 | | 805-0018 | 8 | 3/8-16 x 1" |
| | 220-1451 | 1 | 25.0 kW, Code 515 | | 805-0019 | 8 | 3/8-16 x 1-1/4" |
| | 220-1454 | 1 | 25.0 kW, Code 515 Extended Stack | 37 | 205-0089 | 1 | Fan, Cooling |
| | 220-1552 | 1 | 30.0 kW, Code 3 | 38 | 232-2078 | 1 | Disk, Drive |
| | 220-1451 | 1 | 30.0 kW, Code 15 | 39 | 800-0008 | 1 | Screw, Cap - Hex Head (1/4-20 x 1-1/4") |
| | 220-1454 | 1 | 30.0 kW, Code 15 Extended Stack | 40 | 850-0040 | 1 | Washer, Lock - Spring (1/4") |
| | 220-1554 | 1 | 37.5 kW, Code 53 | 41 | 862-0001 | 1 | Nut, Hex (1/4-20) |
| | 220-1454 | 1 | 37.5 kW, Code 515 | 42 | 234-0369 | 1 | Cover (Used On Housed Sets Only) |
| | 220-1456 | 1 | 37.5 kW, Code 515 Extended Stack | | | | |

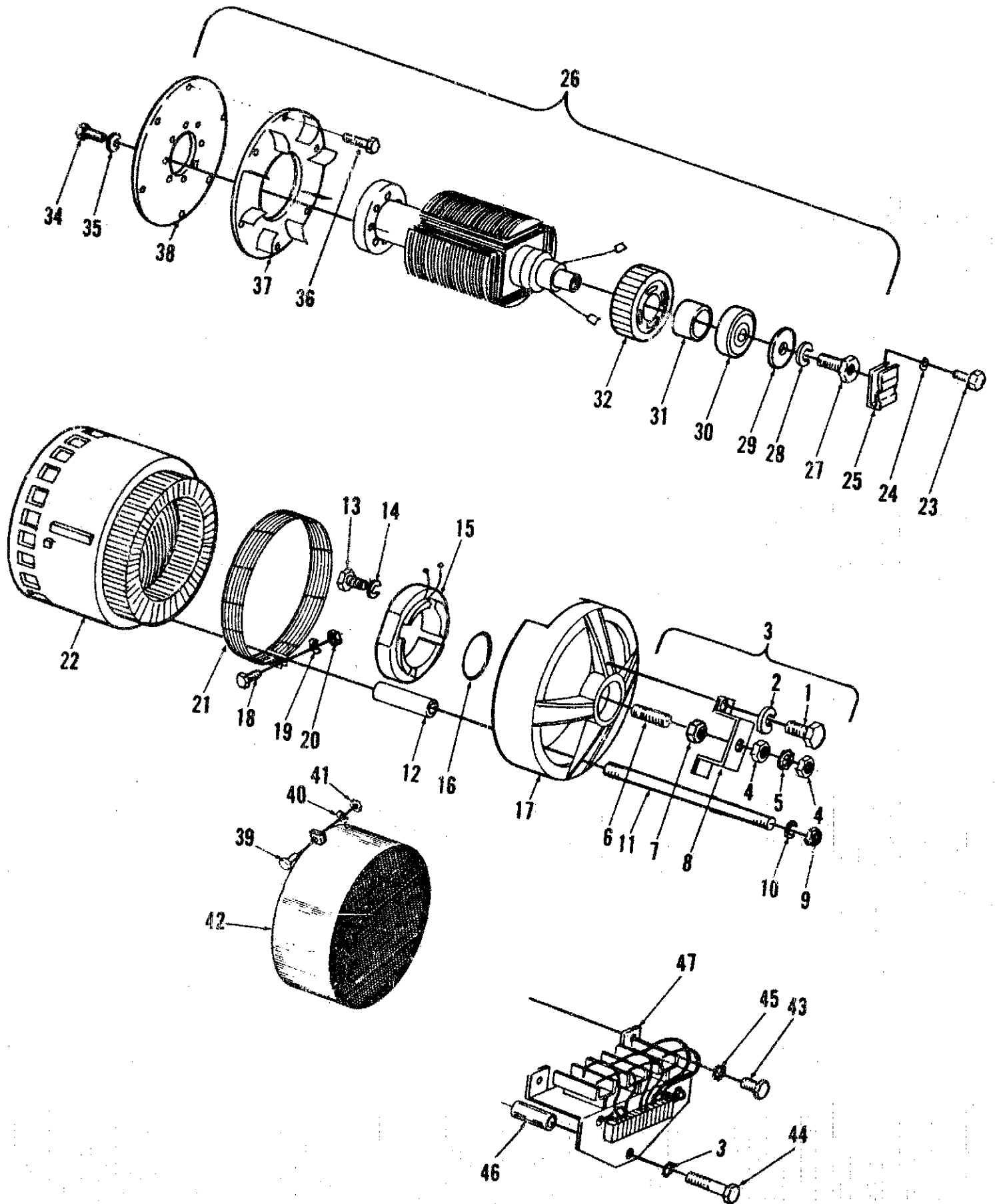
Generator - Begin Spec D
EK SET ONLY



**Generator - Begin Spec D
EK SET ONLY**

| REF NO. | PART NO. | QTY USED | PART DESCRIPTION | REF NO. | PART NO. | QTY USED | PART DESCRIPTION |
|---------|----------|----------|---|----------|----------|----------|--|
| 1 | 800-0003 | 2 | Screw, Cap - Hex Head (1/4-20 x 1/2") | 26 | | | Rotor Assembly, Generator (Includes Fan, Disk, Bearing, Exciter) |
| 2 | 800-0009 | 2 | Screw, Cap - Hex Head (1/4-20 x 1-1/2") | 201-2669 | 1 | 1 | 25.0 kW Code 53 |
| 3 | 150-1456 | 1 | Contact Assembly (Includes Contact and Mounting Bracket) Begin 1976, Spec F | 201-2687 | 1 | 1 | 25.0 kW Code 53 Environmental Protected |
| 4 | 862-0001 | 2 | Nut, Hex (1/4-20) | 201-2666 | 1 | 1 | 25.0 kW Code 515 |
| 5 | 853-0013 | 1 | Washer, Lock - ET (1/4") | 201-2669 | 1 | 1 | 25.0 kW Code 515 Extended Stack |
| 6 | 150-0723 | 1 | Contact, Electrical | 201-2687 | 1 | 1 | 30.0 kW Code 3 |
| 7 | 870-0250 | 1 | Nut, Insulated | | | | 30.0 kW Code 3 Environmental Protected |
| 8 | 150-1356 | 1 | Bracket, Mounting | 201-2666 | 1 | 1 | 30.0 kW Code 6D, 9X, 15 |
| 9 | 862-0011 | 4 | Nut, Hex - Grade 8 (3/8-16) | 201-2668 | 1 | 1 | 30.0 kW Code 7 |
| 10 | 850-0050 | 4 | Washer, Lock - Spring (3/8") | 201-2669 | 1 | 1 | 30.0 kW Code 15 Extended Stack |
| 11 | 520-0721 | 4 | 3/8-16 UNC x 16-11/32" | 201-2684 | 1 | 1 | 30.0 kW Code 15 Environmental Protected |
| | 520-0723 | 4 | 3/8-16 UNC x 17-15/16" | | | | 30.0 kW Code 15 Extended Stack And Environmental Protected |
| 12 | 503-0611 | 4 | Hose | 201-2687 | 1 | 1 | 30.0 kW Code 15 Extended Stack And Environmental Protected |
| 13 | 800-0009 | 4 | Screw, Cap - Hex Head (1/4-20 x 1-1/2") | 27 | 800-0513 | 1 | Screw, Cap - Hex Head, Modified With Tapped Hole |
| 14 | 850-0040 | 4 | Washer, Lock - Spring (1/4") | 28 | 850-0079 | 1 | Washer, Lock - Spring (3/4") |
| 15 | 220-1528 | 1 | Standard Spec C Through E | 29 | 526-0238 | 1 | Washer, Flat - Steel Alloy (3/4") |
| | 220-2353 | 1 | Standard Begin Spec F | 30 | 510-0101 | 1 | Bearing, Ball |
| | 220-1774 | 1 | Environmental Protected Begin Spec F | 31 | 232-2102 | 1 | Spacer, Sleeve |
| 16 | 509-0125 | 1 | Seal, O-Ring | 32 | | 1 | Rotor, Assembly - Exciter (See Separate Page for Components) |
| 17 | 211-0185 | 1 | Bell, End | | | | Standard |
| 18 | 114-0023 | 2 | Screw, Cap - Hex Head (1/4-20 x 1-1/4") | 201-1739 | 1 | 1 | Environmental Protected |
| 19 | 850-0040 | 2 | Washer, Lock - Spring (1/4") | 201-1845 | 1 | 1 | Key, Machine (1/4" x 1/4" x 7/8") |
| 20 | 862-0001 | 2 | Nut, Hex (1/4-20) | 33 | 515-0145 | 1 | Bolt, Place - Hex Head, Grade 8 |
| 21 | 234-0368 | 1 | Screen, Air | | | | 5/8-11 x 1" |
| 22 | 220-1552 | 1 | Stator Assembly, Generator 25.0 kW, Code 53 | 34 | | | 5/8-11 x 1-1/2" |
| | 220-1845 | 1 | 25.0 kW, Code 53 Environmental Protected | | | | 8 |
| | 220-1994 | 1 | 25.0 kW, Code 515 | 805-0033 | 0 | 0 | 8 |
| | 220-1997 | 1 | 25.0 kW, Code 515 Extended Stack | 805-0035 | 8 | 8 | 8 |
| | 220-1552 | 1 | 30.0 kW, Code 3 | 35 | 526-0259 | 8 | 8 |
| | 220-1845 | 1 | 30.0 kW, Code 3 Environmental Protected | 36 | | | 8 |
| | 220-2621 | 1 | 30.0 kW, Code 6D | 805-0018 | 8 | 8 | 8 |
| | 220-2459 | 1 | 30.0 kW, Code 7 | 805-0019 | 8 | 8 | 8 |
| | 220-1599 | 1 | 30.0 kW, Code 9X | 37 | 205-0089 | 1 | 1 |
| | 220-1451 | 1 | 30.0 kW, Code 15 | 38 | 232-2078 | 1 | 1 |
| | 220-1454 | 1 | 30.0 kW, Code 15 Extended Stack | 39 | 800-0008 | 1 | 1 |
| | 220-1783 | 1 | 30.0 kW, Code 15 Environmental Protected | 40 | 850-0040 | 1 | 1 |
| | 220-1786 | 1 | 30.0 kW, Code 15 Extended Stack And Environmental Protected | 41 | 862-0001 | 1 | 1 |
| 23 | 800-0048 | 1 | Screw, Cap - Hex Head (3/8-16 x 3/4") | 42 | 234-0369 | 1 | 1 |
| 24 | 856-0010 | 1 | Washer, Lock - EIT (3/8") | 43 | 800-0003 | 2 | 2 |
| 25 | 150-0717 | 1 | Switch | 44 | 800-0009 | 1 | 1 |
| | | | | 45 | 853-0013 | 3 | 3 |
| | | | | 46 | 305-0481 | 2 | 2 |
| | | | | 47 | 305-0491 | 1 | 1 |

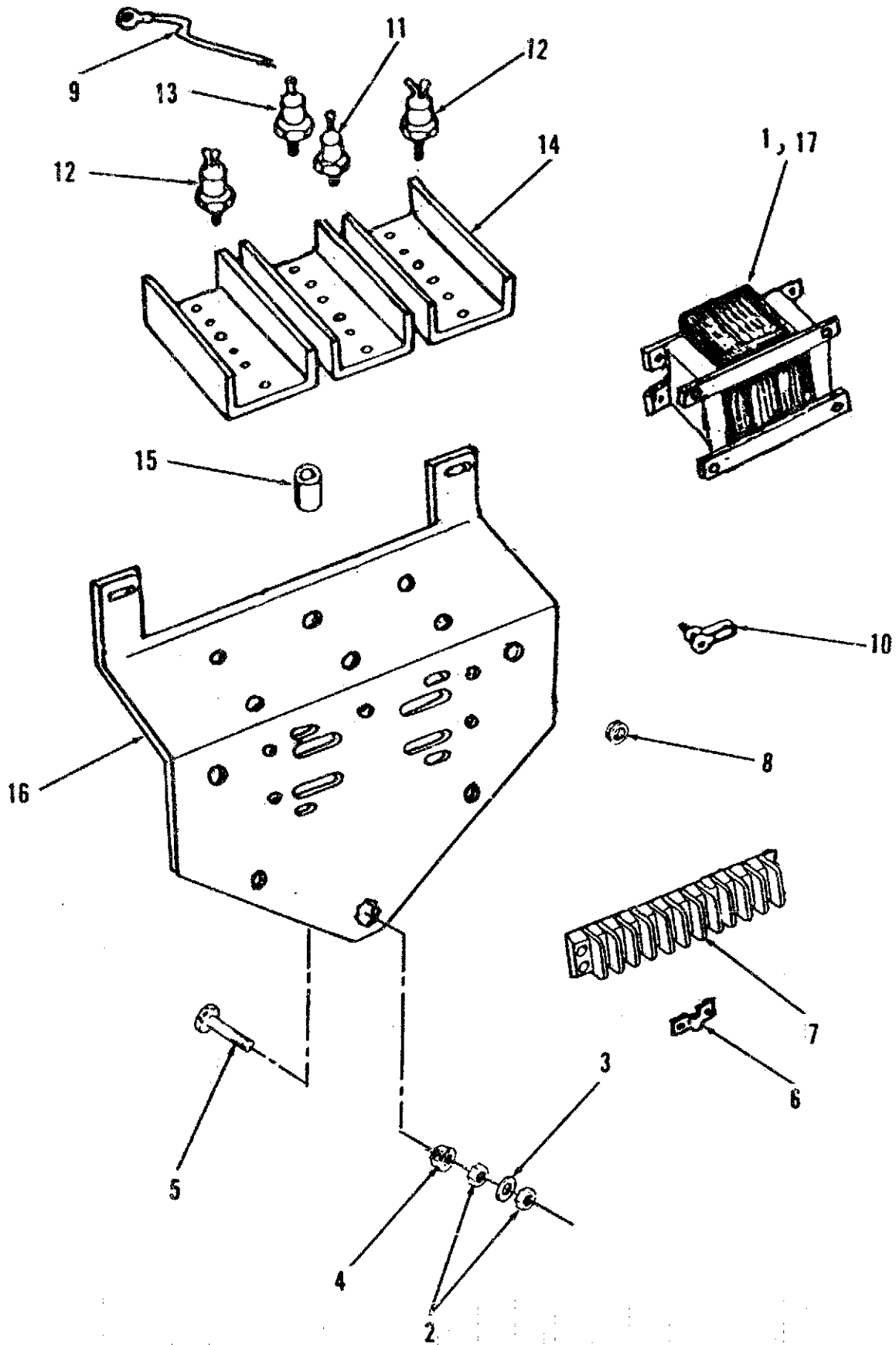
Generator - Begin Spec D
EM SET ONLY



**Generator - Begin Spec D
EM SET ONLY**

| REF NO. | PART NO. | QTY USED | PART DESCRIPTION | REF NO. | PART NO. | QTY USED | PART DESCRIPTION |
|---------|----------|----------|---|---------|----------|----------|--|
| 1 | 800-0003 | 2 | Screw, Cap - Hex Head (1/4-20 x 1/2") | 26 | | | Rotor Assembly, Generator (Includes Fan, Disk, Bearing, Exciter) |
| 2 | 800-0009 | 2 | Screw, Cap - Hex Head (1/4-20 x 1-1/2") | | 201-2671 | 1 | 37.5 kW Code 53 |
| 3 | 150-1456 | 1 | Contact Assembly (Includes Contact and Mounting Bracket) | | 201-2689 | 1 | 37.5 kW Code 53 Enviro- mental Protected |
| | | | Begin 1976, Spec F | | 201-2659 | 1 | 37.5 kW Code 515 |
| | | | | | 201-2671 | 1 | 37.5 kW Code 515 Extended Stack |
| 4 | 862-0001 | 2 | Nut, Hex (1/4-20) | | | | 45.0 kW Code 3 |
| 5 | 853-0013 | 1 | Washer, Lock - ET (1/4") | | 201-2671 | 1 | 45.0 kW Code 3 Enviro- mental Protected |
| 6 | 150-0723 | 1 | Contact, Electrical | | 201-2689 | 1 | 45.0 kW Code 60, 7, 9X, 15 |
| 7 | 870-0250 | 1 | Nut, Insulated | | | | 45.0 kW Code 15 Extended Stack |
| 8 | 150-1356 | 1 | Bracket, Mounting | | 201-2669 | 1 | 45.0 kW Code 15 Enviro- mental Protected |
| 9 | 862-0011 | 4 | Nut, Hex - Grade 8 (3/8-16) | | 201-2671 | 1 | 45.0 kW Code 15 Enviro- mental Protected |
| 10 | 850-0050 | 4 | Washer, Lock - Spring (3/8") | | | | 45.0 kW Code 15 Enviro- mental Protected |
| 11 | | | Stud | | 201-2687 | 1 | 45.0 kW Code 15 Enviro- mental Protected |
| | 520-0721 | 4 | 3/8-16 UNC x 16-11/32" | | | | 45.0 kW Code 15 Extended Stack And Environmental Protected |
| | 520-0723 | 4 | 3/8-16 UNC x 17-15/16" | | 201-2689 | 1 | |
| 12 | 503-0611 | 4 | Hose | | | | |
| 13 | 800-0009 | 4 | Screw, Cap - Hex Head (1/4-20 x 1-1/2") | 27 | 800-0513 | 1 | Screw, Cap - Hex Head, Modified With Tapped Hole |
| 14 | 850-0040 | 4 | Washer, Lock - Spring (1/4") | | | | Washer, Lock - Spring (3/4") |
| 15 | | | Stator, Exciter | 28 | 850-0079 | 1 | Washer, Flat - Steel (3/4") |
| | 220-1528 | 1 | Standard Spec C Through E | 29 | 526-0238 | 1 | Bearing, Ball |
| | 220-2353 | 1 | Standard Begin Spec F | 30 | 510-0101 | 1 | Spacer, Sleeve |
| | 220-1774 | 1 | Environmental Protected Begin Spec F | 31 | 232-2102 | 1 | Rotor, Assembly - Exciter (See Separate Page for Components) |
| | | | | 32 | | | Standard Environmental Protected |
| 16 | 509-0125 | 1 | Seal, O-Ring | | | | Key, Machine (1/4" x 1/4" x 7/8") |
| 17 | 211-0185 | 1 | Bell, End | | | | Bolt, Place - Hex Head, Grade 8 |
| 18 | 114-0023 | 2 | Screw, Cap - Hex Head (1/4-20 x 1-1/4") | | 201-1739 | 1 | 5/8-11 x 1" |
| | | | | | 201-1845 | 1 | 5/8-11 x 1-1/2" |
| 19 | 850-0040 | 2 | Washer, Lock - Spring (1/4") | 33 | 515-0145 | 1 | Washer, Flat - Hardened (5/8") |
| 20 | 862-0001 | 2 | Nut, Hex (1/4-20) | | | | Bolt, Place - Hex Head, Grade 8 |
| 21 | 234-0368 | 1 | Screen, Air | 34 | | | 3/8-16 x 1" |
| 22 | | | Stator Assembly, Generator | | | | 3/8-16 x 1-1/2" |
| | 220-1554 | 1 | 37.5 kW, Code 53 | | 805-0033 | 8 | Fan, Cooling |
| | 220-1847 | 1 | 37.5 kW, Code 53 Enviro- mental Protected | | 805-0035 | 8 | Disk, Drive |
| | | | | 35 | 526-0259 | 8 | Screw, Cap - Hex Head (1/4-20 x 1-1/4") |
| | 220-1997 | 1 | 37.5 kW, Code 515 | 36 | | | Washer, Lock - Spring (1/4") |
| | 220-1999 | 1 | 37.5 kW, Code 515 Extended Stack | | | | Nut, Hex (1/4-20) |
| | 220-1554 | 1 | 45.0 kW, Code 3 | | 805-0018 | 8 | Cover (Housed Sets Only) |
| | 220-1847 | 1 | 45.0 kW, Code 3 Enviro- mental Protected | | 805-0019 | 8 | Screw, Cap - Hex Head (1/4-20 x 1/2") |
| | | | | 37 | 205-0089 | 1 | Screw, Cap - Hex Head (1/4-20 x 1-1/2") |
| | 220-2624 | 1 | 45.0 kW, Code 6D | 38 | 232-2078 | 1 | Washer, Lock - ET (1/4") |
| | 220-2462 | 1 | 45.0 kW, Code 7 | 39 | 800-0008 | 1 | Spacer, Sleeve |
| | 220-1602 | 1 | 45.0 kW, Code 9X | | | | Regulator, Voltage (See Separate Page for Component) |
| | 220-1454 | 1 | 45.0 kW, Code 15 | 40 | 850-0040 | 1 | 1971 Thru 1975, Spec D & E |
| | 220-1456 | 1 | 45.0 kW, Code 15 Extended Stack | 41 | 862-0001 | 1 | |
| | | | | 42 | 234-0369 | 1 | |
| | 220-1786 | 1 | 45.0 kW, Code 15 Enviro- mental Protected | 43 | 800-0003 | 2 | |
| | | | | 44 | 800-0009 | 1 | |
| | 220-1788 | 1 | 45.0 kW, Code 15 Extended Stack And Environmental Protected | 45 | 853-0013 | 3 | |
| 23 | 800-0048 | 1 | Screw, Cap - Hex Head (3/8-16 x 3/4") | 46 | 305-0481 | 2 | |
| | | | | 47 | 305-0491 | 1 | |
| 24 | 856-0010 | 1 | Washer, Lock - EIT (3/8") | | | | |
| 25 | 150-0717 | 1 | Switch | | | | |

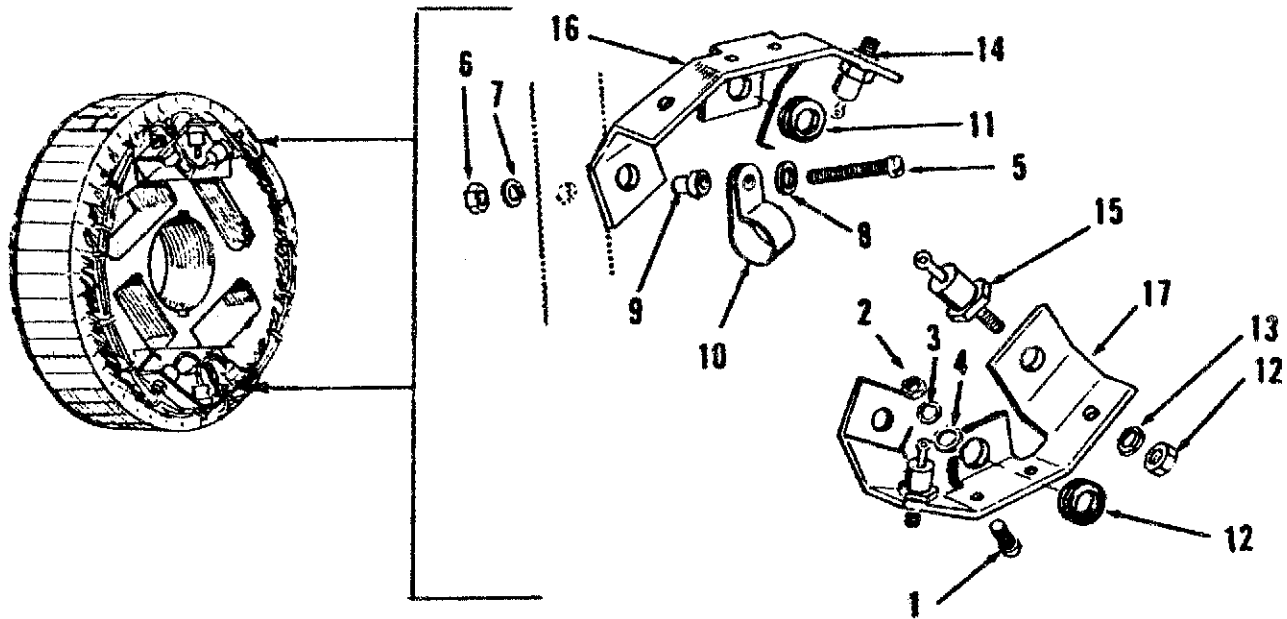
Voltage Regulator



Voltage Regulator

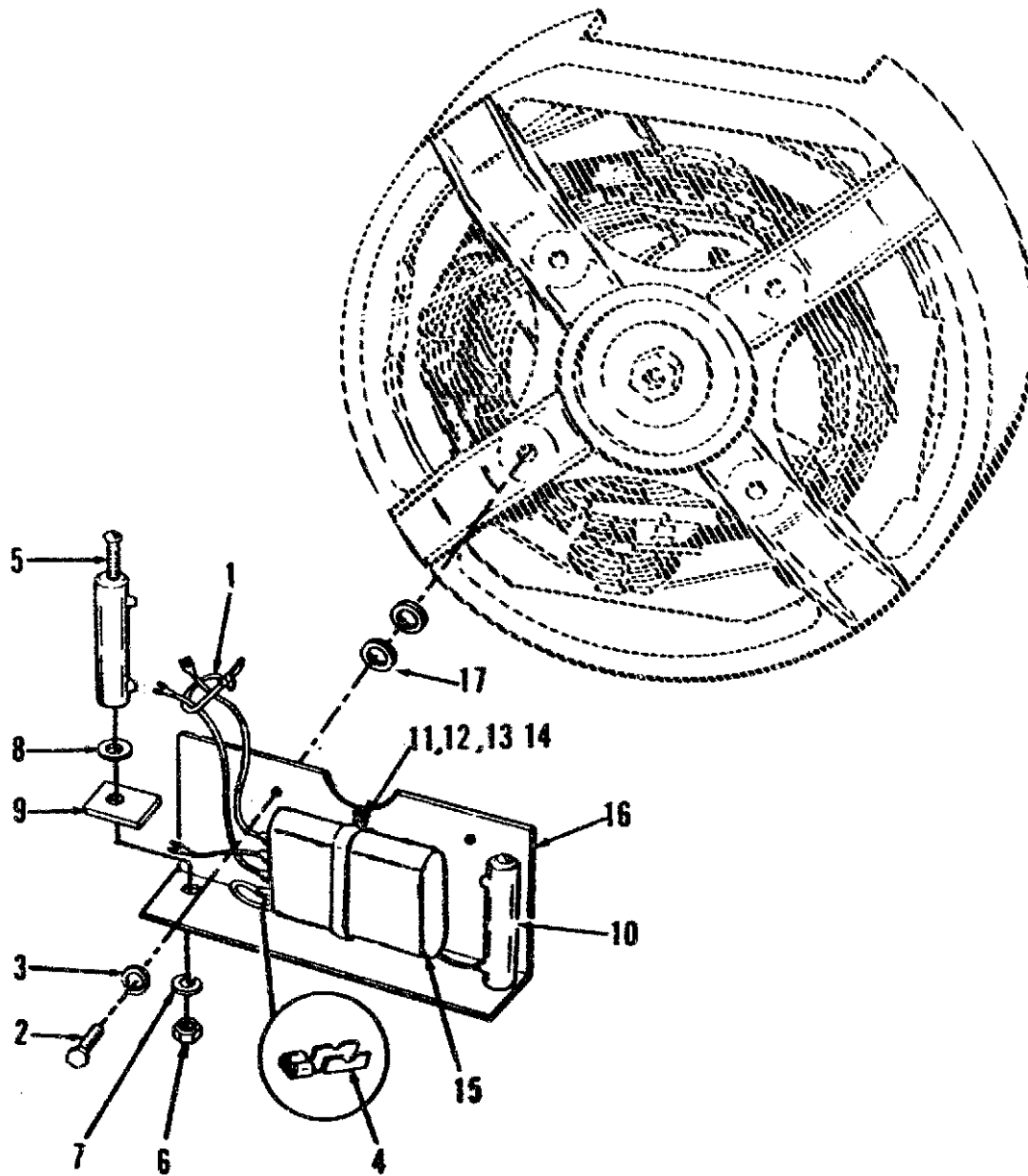
| REF NO. | PART NO. | QTY USED | PART DESCRIPTION | REF NO. | PART NO. | QTY USED | PART DESCRIPTION |
|---------|----------|----------|--|---------|----------|----------|---|
| | | | Regulator, Voltage - | 10 | 332-1415 | 1 | Clamp, Cable |
| | | | Brush Generators | 11 | 358-0029 | 1 | Rectifier CR3 |
| | 305-0489 | 1 | 25 kW Through 40 kW, Code 3, 53 | | 871-0010 | 1 | Nut, Hex - Brass (#10-32) |
| | 305-0489 | 1 | 25 kW Through 55 kW, Code 15, 515 | | 850-0030 | 1 | Washer, Lock - Spring (#10) |
| | 305-0483 | 1 | 60 kW Through 90 kW, Code 15, 515 | 12 | 526-0009 | 1 | Washer, Flat (#10 and #12) |
| | 305-0491 | 1 | Brushless Generators, All Codes | | | | Rectifier Q4, Q5 |
| 1 | | | Reactor L1 | | 364-0012 | 2 | Part of 305-0483 Regulator |
| | 315-0339 | 1 | Part of 305-0483 Regulator | | 364-0012 | 2 | Part of 305-0489 Regulator |
| | 315-0341 | 1 | Part of 305-0489 Regulator | | 364-0014 | 2 | Part of 305-0491 Regulator |
| | 813-0100 | 4 | Screw, Machine - Round Head (#10-32 x 1/2") | | 871-0018 | 2 | Nut, Hex - Brass (1/4-20) |
| | 853-0008 | 4 | Washer, Lock - ET (#10) | | 850-0040 | 2 | Washer, Lock - Spring (1/4") |
| 2 | 862-0001 | 2 | Nut, Hex (1/4-20) | | 526-0018 | 2 | Washer, Flat (1/4") |
| 3 | 853-0013 | 1 | Washer, Lock - ET (1/4") | 13 | | | Rectifier CR1, CR2 |
| 4 | 870-0250 | 1 | Nut, Insulating (1/4") | | 358-0031 | 2 | Part of 305-0483 Regulator |
| 5 | 150-0723 | 1 | Contact, Electrical | | 358-0031 | 2 | Part of 305-0489 Regulator |
| 6 | 332-1043 | 2 | Jumper, Terminal | | 358-0035 | 2 | Part of 305-0491 Regulator |
| 7 | 332-1266 | 1 | Block, Terminal | | 871-0018 | 2 | Nut, Hex - Brass (1/4-20) |
| | 812-0081 | 2 | Screw, Machine - Round Head (#8-32 x 5/8") | 14 | 850-0040 | 2 | Washer, Lock - Spring (1/4") |
| | 853-0005 | 2 | Washer, Lock - ET (#8) | | 526-0018 | 2 | Washer, Flat (1/4") |
| | 860-0008 | 2 | Nut, Hex (#8-32) | | 363-0048 | 3 | Sink, Heat |
| 8 | 508-0002 | 2 | Grommet | | 812-0077 | 12 | Screw, Machine - Round Head (#8-32 x 3/8") |
| 9 | NFS | 3 | Lead, Electrical | | 853-0005 | 12 | Washer, Lock - ET (#8) |
| | 812-0079 | 3 | Screw, Machine - Round Head (#8-32 x 1/2") | 15 | 332-1265 | 6 | Insulator |
| | 853-0005 | 3 | Washer, Lock - ET (#8) | 16 | 305-0482 | 1 | Chassis |
| | 526-0048 | 2 | Washer, Flat - Brass (#8) | 17 | 315-0343 | 1 | Reactor L1 |
| | 871-0007 | 3 | Nut, Hex - Brass (#8-32) | | | | Part of 305-0491 Regulator |
| | | | | | 812-0077 | 2 | Screw, Machine - Round Head (#8-32 x 3/8") |
| | | | | | 853-0005 | 2 | Washer, Lock - ET (#8) |
| | | | | | 860-0008 | 2 | Nut, Hex (#8-32) |

Exciter Rotor



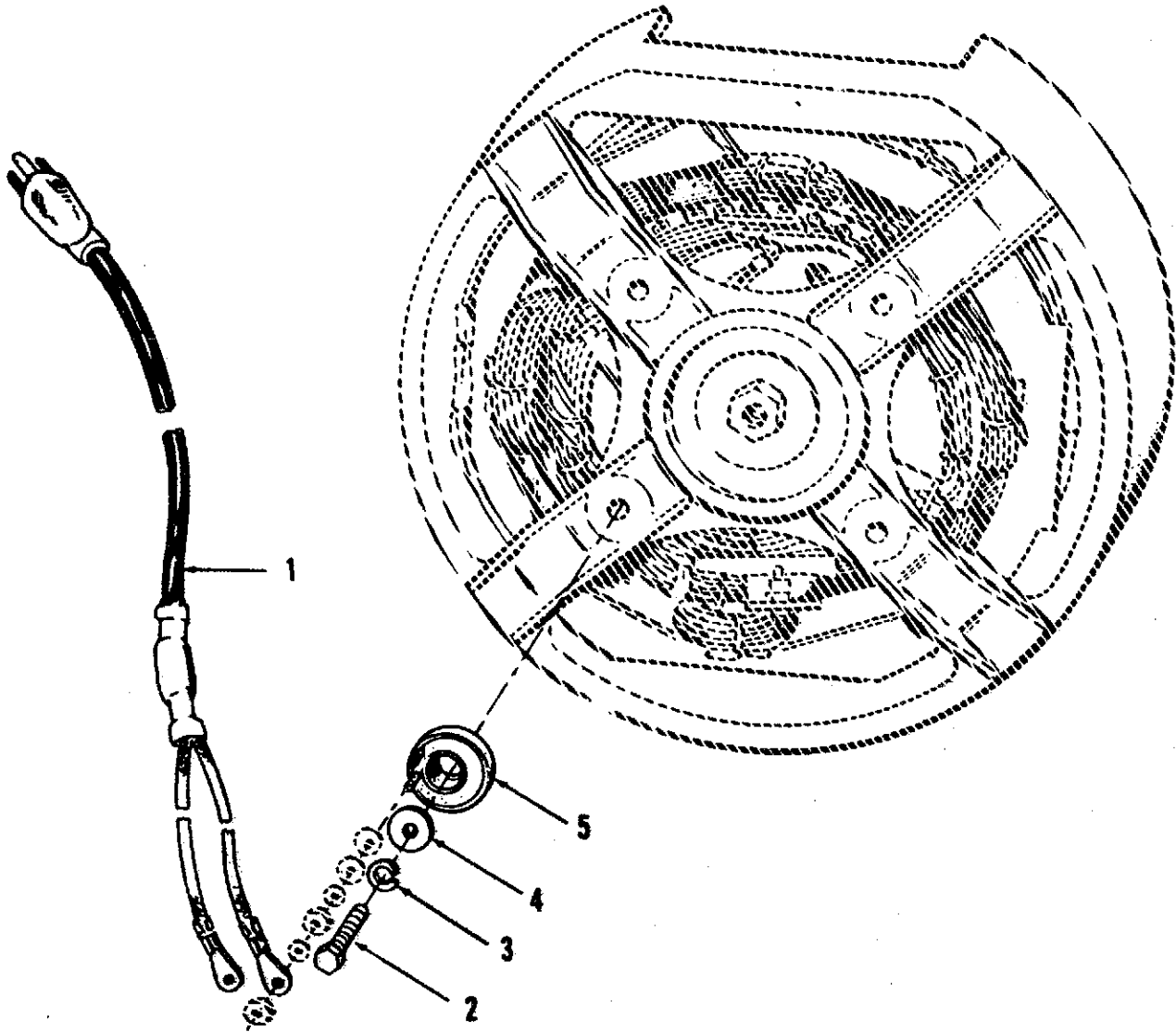
| REF NO. | PART NO. | QTY USED | PART DESCRIPTION | REF NO. | PART NO. | QTY USED | PART DESCRIPTION |
|---------|----------|----------|---|---------|----------|----------|------------------------------------|
| 1 | 813-0100 | 2 | Screw, Machine - Round Head (#10-32 x 1/2") | 12 | 870-0053 | 6 | Nut, Hex (#10-32) |
| 2 | 870-0053 | 2 | Nut, Hex (#10-32) | 13 | 850-0030 | 6 | Washer, Lock - Spring (#10) |
| 3 | 850-0030 | 2 | Washer, Lock - Spring (#10) | 14 | | | Rectifier - Positive CR1, CR2, CR3 |
| 4 | 526-0008 | 2 | Washer, Flat (#10) | | 358-0097 | 3 | Standard |
| 5 | 813-0110 | 4 | Screw, Machine - Round Head (#10-32 x 2") | | 358-0044 | 3 | Environmental Protected |
| 6 | 870-0053 | 4 | Nut, Hex (#10-32) | 15 | | | Rectifier - Negative CR4, CR5, CR6 |
| 7 | 850-0030 | 4 | Washer, Lock - Spring (#10) | | 358-0096 | 3 | Standard |
| 8 | 526-0009 | 4 | Washer, Flat (#10 and #12) | | 358-0043 | 3 | Environmental Protected |
| 9 | 508-0187 | 4 | Spacer, Stepped | 16 | 363-0054 | 1 | Sink, Heat |
| 10 | 332-0050 | 2 | Clamp, Loop | 17 | 363-0055 | 1 | Sink, Heat |
| 11 | 508-0093 | 2 | Grommet | | | | |

Voltage Regulator Filter



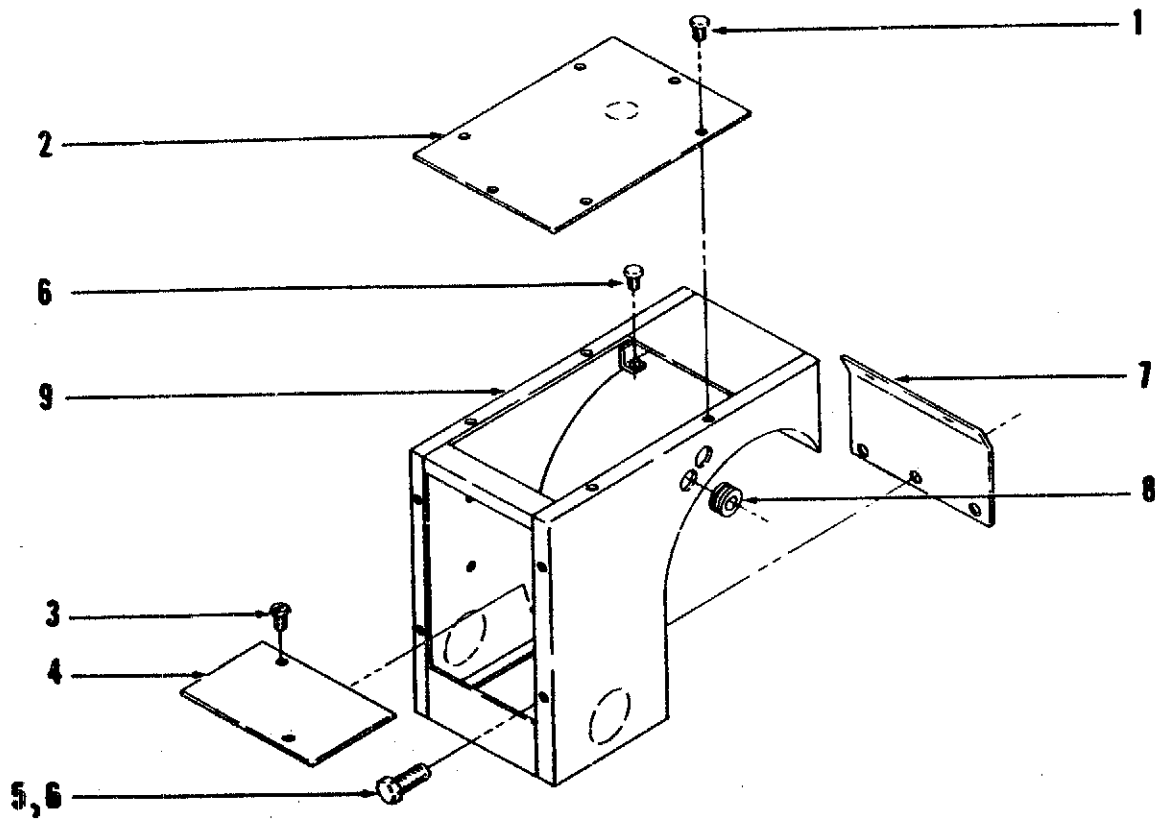
| REF NO. | PART NO. | QTY USED | PART DESCRIPTION | REF NO. | PART NO. | QTY USED | PART DESCRIPTION |
|---------|----------|----------|--|---------|----------|----------|--|
| 1 | 332-0941 | 5 | Tie, Cable | 8 | 304-0427 | 4 | Washer, Centering |
| 2 | 800-0003 | 2 | Screw, Cap - Hex Head (1/4-20 x 1/2") | 9 | 304-0292 | 2 | Insulator |
| 3 | 850-0040 | 2 | Washer, Lock - Spring (1/4") | 10 | 354-0025 | 2 | Resistor |
| 4 | | | Terminal | 11 | 813-0098 | 2 | Screw, Machine - Round Head (#10-32 x 3/8") |
| | 332-0529 | 4 | Bare (14-18 AWG) | 12 | 870-0053 | 2 | Nut, Hex (#10-32) |
| | 332-1279 | 8 | Insulated (14-18 AWG) | 13 | 850-0030 | 2 | Washer, Lock - Spring (#10) |
| 5 | 812-0165 | 2 | Screw, Machine - Round Head (1/4-20 x 4-1/2") | 14 | 312-0189 | 1 | Bracket, Mounting |
| 6 | 862-0001 | 2 | Nut, Hex (1/4-20) | 15 | 312-0188 | 1 | Capacitor |
| 7 | 850-0040 | 2 | Washer, Lock - Spring (1/4") | 16 | 232-2218 | 1 | Bracket, Mounting |
| | | | | 17 | 526-0018 | 15 | Washer, Flat (1/4") |

Generator Heater



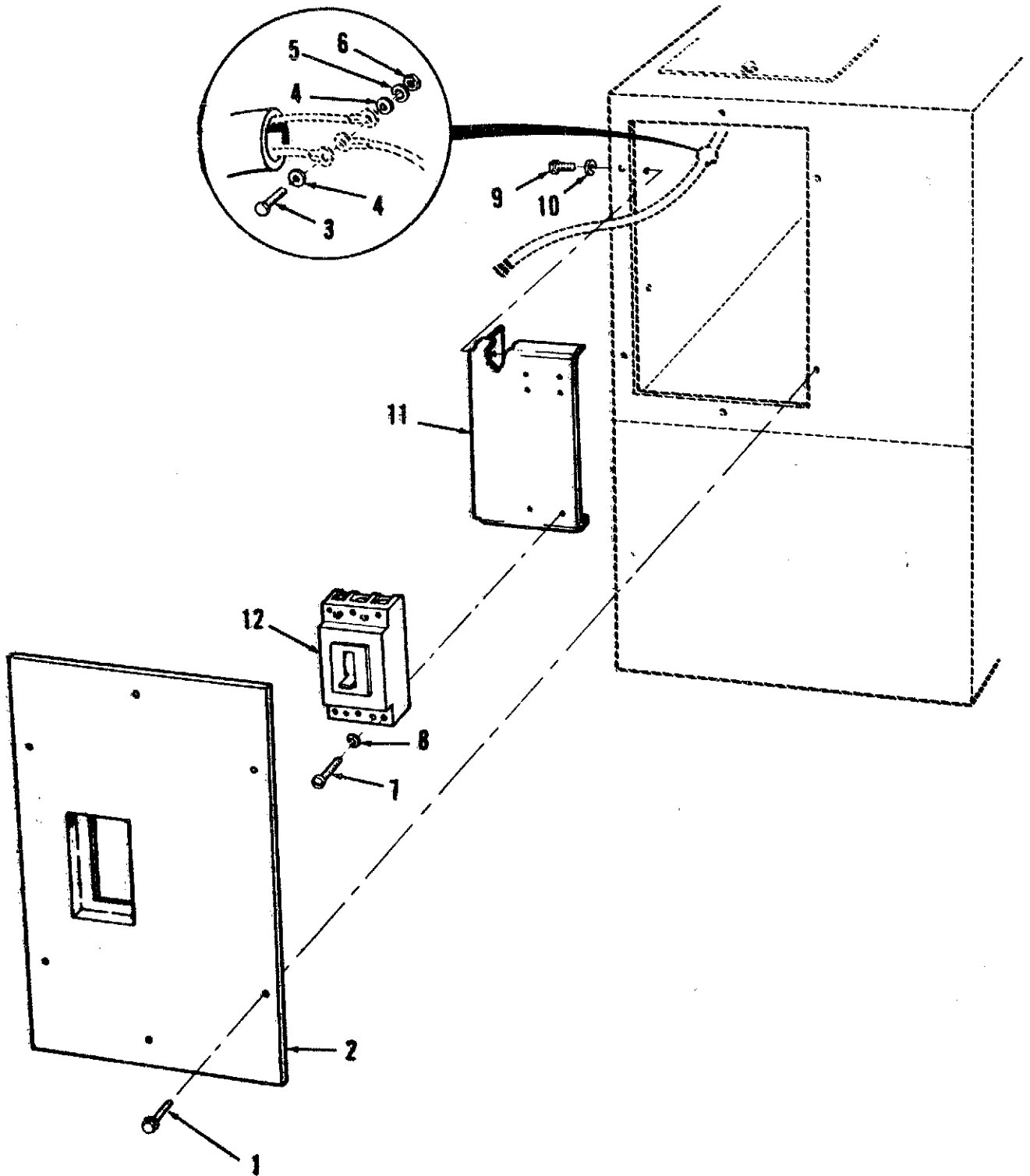
| REF NO. | PART NO. | QTY USED | PART DESCRIPTION | REF NO. | PART NO. | QTY USED | PART DESCRIPTION |
|---------|----------|----------|--|---------|----------|----------|------------------------------|
| 1 | | | Cable, Electrical (Includes Thermostat and (2) Grommets) | 3 | 850-0038 | 1 | Washer, Lock - Spring (1/4") |
| | 335-0146 | 1 | 120 VAC | 4 | 526-0158 | 1 | Washer, Flat (1/4") |
| | 335-0147 | 1 | 240 VAC | 5 | | | Heater, Electrical |
| 2 | 800-0004 | 1 | Screw, Cap - Hex Head (1/4-20 x 5/8") | | 333-0059 | 1 | 125 Watt, 120 VAC |
| | | | | | 333-0192 | 1 | 200 Watt, 240 VAC |

Output Box



| REF NO. | PART NO. | QTY USED | PART DESCRIPTION | REF NO. | PART NO. | QTY USED | PART DESCRIPTION |
|---------|----------|----------|--|---------|----------|----------|---|
| 1 | 821-0005 | 12 | Screw, Self-locking - Hex Washer Head (#10-32 x 1/2") | 6 | 821-0010 | 2 | Screw, Self-locking - Hex Washer Head (1/4-20 x 1/2") |
| 2 | 301-3156 | 2 | Panel, Access | 7 | 301-3196 | 1 | Bracket, Support |
| 3 | 815-0030 | 2 | Screw, Tapping - Hex Head, Slotted (#10-32 x 3/8") | 8 | 508-0203 | 2 | Bushing |
| 4 | 301-3195 | 1 | Plate, Access - Bottom | 9 | 301-3191 | 1 | Box, Output |
| 5 | 821-0014 | 2 | Screw, Self-locking - Hex Washer Head (5/16-18 x 1/2") | | | | |

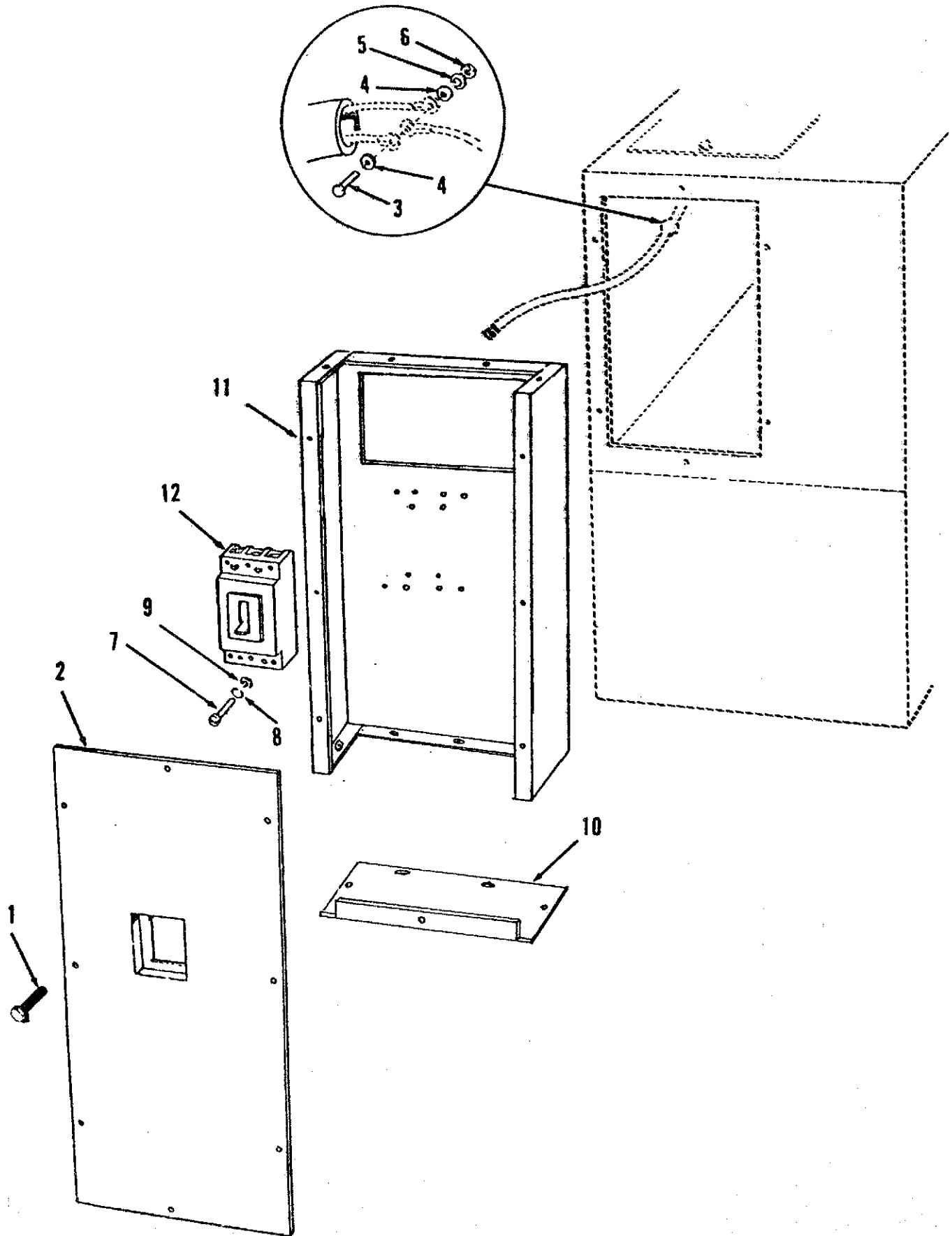
Circuit Breaker - Spec C Through P



Circuit Breaker - Spec C Through P

| REF NO. | PART NO. | QTY USED | PART DESCRIPTION | REF NO. | PART NO. | QTY USED | PART DESCRIPTION |
|---------|----------|----------|--|----------|----------|----------|---|
| 1 | 815-0350 | 6 | Screw, Tapping - Hex Washer Head (#10-32 x 3/8") | 12 | | | Circuit Breaker (Voltage application in parens) |
| 2 | 301-3192 | 1 | Cover | | | | EK GEN SET |
| 3 | 800-0028 | 5 | Screw, Cap - Hex Head (5/16-18 x 1") | 320-0415 | 1 | 1 | 40Amp (347/600V, 3 Phase) |
| 4 | 526-0022 | 10 | Washer, Flat (5/16") | 320-0413 | 1 | 1 | 50Amp (277/480V, 3 Phase) |
| 5 | 850-0045 | 5 | Washer, Lock - Spring (5/16") | 320-0384 | 1 | 1 | 60Amp (220/380V, 3 Phase) |
| 6 | 862-0015 | 5 | Nut, Hex (5/16-18) | 320-0384 | 1 | 1 | 60Amp (200/346V, 3 Phase) |
| 7 | 812-0094 | 4 | Screw, Machine - Round Head (#8-32 x 3-5/8") | 320-0411 | 1 | 1 | 90Amp (120/240V, 3 Phase) |
| 8 | 850-0025 | 4 | Washer, Lock - Spring (#8) | 320-0412 | 1 | 1 | 100Amp (120/208V, 3 Phase) |
| 9 | 800-0003 | 2 | Screw, Cap - Hex Head (1/4-20 x 1/2") | 320-0344 | 1 | 1 | 175Amp (120/240V, 1 Phase) |
| 10 | 850-0040 | 2 | Washer, Lock - Spring (1/4") | 320-0416 | 1 | 1 | EM GEN SET |
| 11 | 301-3197 | 1 | Bracket, Mounting | 320-0414 | 1 | 1 | 60Amp (347/600V 3 Phase) |
| | | | | 320-0379 | 1 | 1 | 70Amp (277/480V 3 Phase) |
| | | | | 320-0379 | 1 | 1 | 90Amp (220/380V 3 Phase) |
| | | | | 320-0346 | 1 | 1 | 90Amp (200/346V 3 Phase) |
| | | | | 320-0346 | 1 | 1 | 150Amp (120/240V 3 Phase) |
| | | | | 320-0346 | 1 | 1 | 150Amp (120/208V 3 Phase) |
| | | | | 320-0359 | 1 | 1 | 225Amp (120/240V 1 Phase) |

Circuit Breaker - Begin Spec R



Circuit Breaker - Begin Spec R

| REF NO. | PART NO. | QTY USED | PART DESCRIPTION | REF NO. | PART NO. | QTY USED | PART DESCRIPTION |
|---------|----------|----------|--|-------------|----------|----------|---|
| 1 | 821-0010 | 22 | Screw, Self-locking - Hex Washer Head (1/4-20 x 1/2") | 12 | | | Breaker, Circuit (Voltage Application in Parenns) |
| 2 | | | Cover | | | | EK SET ONLY |
| | 301-9892 | 1 | For Breaker Marked * | 320-1458-28 | 1 | | @ 40 Amp (347/600V, 3 Phase) |
| | 301-9682 | 1 | For Breaker Marked @ | 320-1458-23 | 1 | | @ 50 Amp (277/480V, 3 Phase) |
| 3 | 800-0028 | 5 | Screw, Csp - Hex Head (5/16-18 x 1") | 320-1458-24 | 1 | | @ 60 Amp (220/380V, 3 Phase) |
| 4 | 526-0022 | 5 | Washer, Flat (5/16") | 320-1458-24 | 1 | | @ 60 Amp (200/346V, 3 Phase) |
| 5 | 850-0045 | 5 | Washer, Lock - Spring (5/16") | 320-1458-13 | 1 | | @ 90 Amp (120/240V, 3 Phase) |
| 6 | 862-0015 | 5 | Nut, Hex (5/16-18) | 320-1458-29 | 1 | | @ 110 Amp (120/208V, 3 Phase) |
| 7 | | | Screw, Machine - Round Head 1/4-20 x 4-1/2" For Breaker Marked * | 320-1512-08 | 1 | | * 175 Amp (120/240V, 1 Phase) |
| | 812-0165 | 4 | | 320-1518-08 | 1 | | * 175 Amp (277/480V, 3 Phase) |
| | 812-0094 | 4 | #8-32 x 3-5/8" For Breaker Marked @ | | | | EM SET ONLY |
| | 813-0118 | 4 | 10-32 x 4-1/2" For Breaker Marked * - Begin Spec T | 320-1458-41 | 1 | | @ 60 Amp (347/600V, 3 Phase) |
| | 812-0157 | 4 | 1/4-20 x 1-3/4" For Breaker Marked * - Begin Spec T | 320-1458-25 | 1 | | @ 70 Amp (277/480V, 3 Phase) |
| 8 | | | Washer, Lock - Spring | 320-1458-27 | 1 | | @ 90 Amp (220/380V, 3 Phase) |
| | 850-0040 | 4 | 1/4" For Breaker Marked * | 320-1458-27 | 1 | | @ 90 Amp (200/346V, 3 Phase) |
| | 850-0025 | 4 | #8 For Breaker Marked @ | 320-1458-31 | 1 | | @ 150 Amp (120/240V, 3 Phase) |
| 9 | | | Washer, Flat | 320-1459-08 | 1 | | * 175 Amp (120/208V, 3 Phase) |
| | 526-0108 | 4 | 1/4" For Breaker Marked * | 320-1512-10 | 1 | | * 225 Amp (120/240V, 1 Phase) |
| | 526-0028 | 4 | #8 For Breaker Marked @ | 320-1555-11 | 1 | | * 250 Amp (120/240V, 1 Phase) |
| | 526-0008 | 4 | #10 For Breaker Marked * | 320-1555-07 | 1 | | * 150 Amp (120/240V, 3 Phase) |
| | 526-0048 | 4 | #8 For Breaker Marked @ | 320-1555-08 | 1 | | * 175 Amp (120/208V, 3 Phase) |
| 10 | 301-9669 | 2 | Panel, Box | 320-1555-09 | 1 | | * 200 Amp (120/240V, 3 Phase) |
| 11 | 301-9668 | 1 | Box | 320-1557-51 | 1 | | * 250 Amp (120/240V, 3 Phase) |
| | | | | 320-1466-25 | 1 | | @ 70 Amp (270/480V, 3 Phase) |

* - Parts used with Breaker Marked *.
 @ - Parts used with Breaker Marked @.

Labels, Paint, Thread Sealant

| REF NO. | PART NO. | QTY USED | PART DESCRIPTION | REF NO. | PART NO. | QTY USED | PART DESCRIPTION |
|---------|----------|----------|------------------------------------|---------|----------|----------|---|
| | 98-5262 | 2 | Silkscreen - ONAN | | 98-5298 | 1 | Silkscreen, Panel Front - Vertical |
| | 98-0983 | 1 | Silkscreen, Oil Drain | | 98-5299 | 1 | Silkscreen, Panel Rear - Vertical |
| | 98-2235 | 2 | Silkscreen, Ground | | 98-5387 | 2 | Label, Danger |
| | 98-1875 | 1 | Silkscreen, Rating (Gas Fuel) | | 98-2304 | 1 | Silkscreen, Circuit Breaker |
| | 98-1638 | 1 | Silkscreen, Warning | | 98-5662 | 1 | Silkscreen, Emergency Stop |
| | 98-2184 | 1 | Decal, Governor | | 98-3232 | 1 | Silkscreen, Warning |
| | 98-5393 | 2 | Label, Warning | | 98-5663 | 1 | Silkscreen, Caution |
| | 98-0961 | 1 | Silkscreen, Water Level | | 525-0305 | 1 | Paint, Enamel - Green - Non Metallic |
| | 98-3384 | 1 | Silkscreen, Caution | | 518-0601 | 1 | 13 Oz. Pressurized Can Sealant, Thread (6 ml) |
| | 98-1003 | 1 | Silkscreen, Water Drain | | | | |
| | 98-5219 | 1 | Silkscreen, Panel Front - Vertical | | | | |
| | 98-5220 | 1 | Silkscreen, Panel Rear - Vertical | | | | |

Numerical Index

| Part No. | Page | Part No. | Page | Part No. | Page | Part No. | Page |
|----------|------|----------|------|----------|------|----------|------|
| 93-0065 | 48 | 114-0023 | 89 | 130-4271 | 10 | 145-0467 | 13 |
| 98-0961 | 100 | 115-0025 | 10 | 133-0201 | 12 | 145-0467 | 15 |
| 98-0983 | 100 | 115-0025 | 10 | 133-0202 | 12 | 145-0467 | 17 |
| 98-1003 | 100 | 115-0025 | 11 | 133-0203 | 12 | 145-0467 | 21 |
| 98-1638 | 100 | 115-0025 | 20 | 133-0204 | 12 | 145-0467 | 23 |
| 98-1875 | 100 | 115-0025 | 21 | 140-0261 | 1 | 145-0467 | 25 |
| 98-2184 | 100 | 123-0910 | 7 | 140-0379 | 1 | 145-0467 | 27 |
| 98-2235 | 100 | 123-1044 | 7 | 140-0649 | 59 | 145-0494 | 13 |
| 98-2263 | 75 | 130-0351 | 33 | 140-1083 | 1 | 145-0494 | 15 |
| 98-2304 | 100 | 130-0352 | 33 | 140-1089 | 1 | 145-0494 | 17 |
| 98-3232 | 100 | 130-0355 | 33 | 140-1583 | 1 | 145-0494 | 21 |
| 98-3384 | 100 | 130-0449 | 33 | 140-1588 | 59 | 145-0494 | 23 |
| 98-5219 | 100 | 130-0449 | 35 | 141-0372 | 13 | 145-0494 | 25 |
| 98-5220 | 100 | 130-0499 | 39 | 141-0372 | 15 | 145-0494 | 27 |
| 98-5262 | 100 | 130-0499 | 41 | 141-0372 | 17 | 148-0274 | 41 |
| 98-5298 | 100 | 130-0499 | 43 | 141-0563 | 13 | 148-0274 | 43 |
| 98-5299 | 100 | 130-0522 | 43 | 141-0563 | 15 | 148-0367 | 15 |
| 98-5387 | 100 | 130-0604 | 33 | 141-0563 | 17 | 148-0367 | 17 |
| 98-5393 | 100 | 130-0636 | 47 | 141-0869 | 13 | 148-0367 | 25 |
| 98-5662 | 100 | 130-0659 | 47 | 141-0869 | 15 | 148-0367 | 27 |
| 98-5663 | 100 | 130-0661 | 45 | 141-0869 | 17 | 148-0593 | 13 |
| 102-0652 | 5 | 130-0678 | 17 | 141-0911 | 13 | 148-0593 | 15 |
| 102-0664 | 5 | 130-0678 | 23 | 141-0911 | 15 | 148-0593 | 17 |
| 102-1330 | 5 | 130-0678 | 27 | 141-0911 | 17 | 148-0593 | 21 |
| 104-0091 | 7 | 130-0757 | 43 | 145-0120 | 13 | 148-0593 | 23 |
| 104-0091 | 13 | 130-0796 | 45 | 145-0120 | 15 | 148-0593 | 25 |
| 104-0091 | 15 | 130-0802 | 45 | 145-0120 | 17 | 148-0593 | 27 |
| 104-0091 | 17 | 130-0805 | 45 | 145-0120 | 21 | 148-0597 | 15 |
| 104-0091 | 21 | 130-0819 | 45 | 145-0120 | 23 | 148-0597 | 21 |
| 104-0091 | 23 | 130-0828 | 45 | 145-0120 | 25 | 148-0597 | 25 |
| 104-0091 | 25 | 130-1107 | 76 | 145-0120 | 27 | 148-0597 | 27 |
| 104-0091 | 27 | 130-1192 | 51 | 145-0120 | 37 | 148-0603 | 17 |
| 104-0091 | 37 | 130-1192 | 53 | 145-0120 | 41 | 148-0603 | 23 |
| 104-0091 | 41 | 130-1236 | 33 | 145-0120 | 43 | 148-0603 | 27 |
| 104-0091 | 43 | 130-1236 | 35 | 145-0158 | 18 | 148-0604 | 17 |
| 104-0719 | 5 | 130-1340 | 45 | 145-0158 | 19 | 148-0604 | 23 |
| 104-0723 | 5 | 130-2217 | 33 | 145-0158 | 20 | 148-0604 | 27 |
| 104-0745 | 5 | 130-2937 | 37 | 145-0163 | 18 | 148-0625 | 17 |
| 110-0526 | 39 | 130-3930 | 10 | 145-0163 | 19 | 148-0625 | 23 |
| 110-0526 | 41 | 130-4099 | 37 | 145-0163 | 20 | 148-0625 | 27 |
| 110-0526 | 43 | 130-4099 | 39 | 145-0164 | 18 | 148-0626 | 25 |
| 110-0526 | 47 | 130-4099 | 41 | 145-0165 | 18 | 148-0626 | 27 |
| 110-0576 | 39 | 130-4099 | 43 | 145-0165 | 19 | 148-0627 | 25 |
| 110-0576 | 41 | 130-4099 | 45 | 145-0165 | 20 | 148-0637 | 15 |
| 110-0576 | 43 | 130-4099 | 47 | 145-0166 | 18 | 148-0637 | 21 |
| 110-1543 | 39 | 130-4245 | 35 | 145-0166 | 19 | 148-0637 | 25 |
| 110-1543 | 41 | 130-4246 | 35 | 145-0182 | 18 | 148-0643 | 21 |
| 114-0023 | 85 | 130-4252 | 35 | 145-0421 | 20 | 148-0643 | 23 |
| 114-0023 | 85 | 130-4264 | 37 | 145-0422 | 19 | 148-0643 | 25 |
| 114-0023 | 87 | 130-4267 | 35 | 145-0422 | 20 | 148-0643 | 27 |

Numerical Index

| Part No. | Page | Part No. | Page | Part No. | Page | Part No. | Page |
|----------|------|----------|------|-------------|------|-------------|------|
| 148-0673 | 25 | 150-2145 | 11 | 154-2801 | 18 | 167-1527 | 9 |
| 148-0691 | 15 | 150-2249 | 10 | 154-2801 | 19 | 167-1528 | 9 |
| 148-0691 | 17 | 150-2495 | 10 | 154-2801 | 20 | 167-1529 | 9 |
| 148-0774 | 13 | 150-2496 | 10 | 154-2801 | 21 | 167-1530 | 9 |
| 148-0774 | 15 | 150-2497 | 11 | 154-2801 | 23 | 167-1531 | 9 |
| 148-0774 | 17 | 150-2551 | 11 | 154-2801 | 25 | 167-1532 | 9 |
| 148-0774 | 21 | 150-2583 | 11 | 154-2801 | 27 | 191-0571 | 2 |
| 148-0774 | 23 | 151-0230 | 28 | 155-0775 | 61 | 191-0571 | 3 |
| 148-0774 | 25 | 151-0312 | 10 | 155-0776-01 | 61 | 191-0578 | 2 |
| 148-0774 | 27 | 151-0402 | 63 | 155-0789 | 59 | 191-0578 | 3 |
| 148-0775 | 13 | 151-0411 | 11 | 155-0898 | 61 | 191-0623 | 2 |
| 148-0775 | 15 | 151-0433 | 11 | 155-0899 | 61 | 191-0623 | 3 |
| 148-0775 | 17 | 151-0566 | 11 | 155-0923 | 7 | 191-0716 | 2 |
| 148-0775 | 21 | 151-0579 | 10 | 155-0978 | 59 | 191-0716 | 3 |
| 148-0775 | 23 | 151-0596 | 11 | 155-0988 | 59 | 191-0725 | 2 |
| 148-0775 | 25 | 151-0605 | 11 | 155-1015 | 25 | 191-0725 | 3 |
| 148-0775 | 27 | 151-0619 | 11 | 155-1107 | 7 | 191-0773 | 7 |
| 148-0826 | 17 | 151-0624 | 11 | 155-1420 | 59 | 191-0941 | 2 |
| 148-0994 | 25 | 151-0625 | 11 | 155-1430 | 59 | 191-0941 | 3 |
| 149-0638 | 21 | 151-0629 | 11 | 155-1512 | 59 | 191-1388 | 2 |
| 149-0638 | 23 | 151-0707 | 11 | 155-1593 | 59 | 191-1390 | 2 |
| 149-0638 | 25 | 151-0710 | 11 | 155-1634 | 59 | 191-1407 | 7 |
| 149-0638 | 27 | 152-0036 | 28 | 155-1644 | 59 | 191-1410 | 3 |
| 149-0736 | 21 | 152-0120 | 28 | 155-1984 | 11 | 191-1411 | 3 |
| 149-0736 | 23 | 152-0155 | 18 | 155-1993 | 7 | 191-1872 | 3 |
| 149-0736 | 25 | 152-0155 | 20 | 155-2340 | 61 | 191-1981 | 3 |
| 149-0736 | 27 | 152-0158 | 28 | 155-2341 | 61 | 191-1983-01 | 3 |
| 149-1052 | 13 | 152-0329 | 11 | 155-2342 | 61 | 191-2032 | 3 |
| 149-1052 | 15 | 152-0341 | 11 | 159-0294 | 29 | 191-2034 | 3 |
| 149-1052 | 17 | 154-1296 | 37 | 159-0489 | 31 | 191-2035 | 3 |
| 149-2304 | 5 | 154-1296 | 41 | 159-0490 | 31 | 191-2058 | 33 |
| 150-0096 | 18 | 154-1296 | 43 | 159-0512 | 31 | 191-2061 | 3 |
| 150-0096 | 19 | 154-1297 | 37 | 159-0680 | 29 | 191-2117 | 7 |
| 150-0096 | 20 | 154-1297 | 41 | 159-0705 | 29 | 193-0104 | 5 |
| 150-0214 | 11 | 154-1297 | 43 | 159-0746 | 29 | 193-0106 | 65 |
| 150-0638 | 10 | 154-1298 | 37 | 159-0751 | 31 | 193-0106 | 69 |
| 150-0638 | 11 | 154-1298 | 41 | 159-0859 | 29 | 193-0107 | 65 |
| 150-0638 | 21 | 154-1298 | 43 | 159-0860 | 29 | 193-0107 | 69 |
| 150-0717 | 85 | 154-1299 | 37 | 159-0861 | 29 | 193-0108 | 5 |
| 150-0717 | 87 | 154-1299 | 41 | 159-0875 | 29 | 193-0187 | 65 |
| 150-0717 | 89 | 154-1299 | 43 | 159-0876 | 29 | 193-0187 | 69 |
| 150-0723 | 87 | 154-1335 | 37 | 159-1025 | 31 | 193-0188 | 5 |
| 150-0723 | 89 | 154-1335 | 41 | 160-0558 | 9 | 193-0232 | 83 |
| 150-0723 | 91 | 154-1335 | 43 | 160-1045 | 9 | 193-0233 | 83 |
| 150-0939 | 11 | 154-2345 | 37 | 166-0268 | 9 | 193-0234 | 83 |
| 150-1356 | 87 | 154-2345 | 41 | 166-0278 | 9 | 193-0235 | 83 |
| 150-1356 | 89 | 154-2345 | 43 | 166-0286 | 9 | 193-0236 | 83 |
| 150-1456 | 87 | 154-2801 | 13 | 166-0727 | 7 | 193-0243 | 65 |
| 150-1456 | 89 | 154-2801 | 15 | 167-1525 | 9 | 193-0243 | 69 |
| 150-1923 | 11 | 154-2801 | 17 | 167-1526 | 9 | 193-0244 | 5 |

Numerical Index

| Part No. | Page | Part No. | Page | Part No. | Page | Part No. | Page |
|----------|------|----------|------|----------|------|-------------|------|
| 193-0245 | 69 | 201-2689 | 89 | 220-2353 | 87 | 301-3156 | 95 |
| 193-0248 | 65 | 204-0083 | 85 | 220-2353 | 89 | 301-3158 | 71 |
| 193-0248 | 69 | 205-0089 | 85 | 220-2459 | 87 | 301-3158 | 73 |
| 193-0249 | 5 | 205-0089 | 87 | 220-2462 | 89 | 301-3191 | 95 |
| 193-0292 | 48 | 205-0089 | 89 | 220-2621 | 87 | 301-3192 | 97 |
| 193-0305 | 83 | 211-0185 | 85 | 220-2624 | 89 | 301-3195 | 95 |
| 193-0318 | 5 | 211-0185 | 87 | 231-0148 | 5 | 301-3196 | 95 |
| 193-0329 | 48 | 211-0185 | 89 | 231-0157 | 11 | 301-3197 | 97 |
| 193-0351 | 63 | 212-0413 | 85 | 232-2078 | 85 | 301-3244 | 71 |
| 193-0352 | 63 | 212-1105 | 85 | 232-2078 | 87 | 301-3244 | 73 |
| 193-0353 | 5 | 212-1225 | 85 | 232-2078 | 89 | 301-3253 | 65 |
| 193-0388 | 63 | 214-0046 | 85 | 232-2102 | 87 | 301-3253 | 69 |
| 193-0392 | 5 | 220-1451 | 85 | 232-2102 | 89 | 301-3253 | 83 |
| 193-0435 | 63 | 220-1451 | 85 | 232-2218 | 93 | 301-3283 | 79 |
| 201-1640 | 85 | 220-1451 | 87 | 234-0361 | 77 | 301-3284 | 79 |
| 201-1640 | 85 | 220-1454 | 85 | 234-0368 | 85 | 301-3292 | 79 |
| 201-1643 | 85 | 220-1454 | 85 | 234-0368 | 87 | 301-3476 | 81 |
| 201-1643 | 85 | 220-1454 | 85 | 234-0368 | 89 | 301-3477 | 81 |
| 201-1643 | 85 | 220-1454 | 85 | 234-0369 | 85 | 301-4009 | 83 |
| 201-1643 | 85 | 220-1454 | 87 | 234-0369 | 87 | 301-6053 | 65 |
| 201-1643 | 85 | 220-1454 | 89 | 234-0369 | 89 | 301-6053 | 69 |
| 201-1643 | 85 | 220-1456 | 85 | 234-0370 | 77 | 301-6257 | 63 |
| 201-1645 | 85 | 220-1456 | 85 | 300-0679 | 65 | 301-6987 | 81 |
| 201-1645 | 85 | 220-1456 | 89 | 300-0679 | 69 | 301-8065 | 67 |
| 201-1645 | 85 | 220-1528 | 87 | 300-0681 | 65 | 301-8851 | 63 |
| 201-1645 | 85 | 220-1528 | 89 | 300-0681 | 69 | 301-9054-01 | 67 |
| 201-1739 | 87 | 220-1552 | 85 | 300-0714 | 65 | 301-9054-02 | 67 |
| 201-1739 | 89 | 220-1552 | 85 | 300-0714 | 69 | 301-9054-03 | 67 |
| 201-1845 | 87 | 220-1552 | 87 | 300-0730 | 65 | 301-9055-01 | 63 |
| 201-1845 | 89 | 220-1552 | 87 | 300-0730 | 69 | 301-9055-02 | 63 |
| 201-2666 | 87 | 220-1554 | 85 | 300-0733 | 65 | 301-9315 | 73 |
| 201-2666 | 87 | 220-1554 | 85 | 300-0733 | 69 | 301-9668 | 99 |
| 201-2668 | 87 | 220-1554 | 89 | 300-2807 | 63 | 301-9669 | 99 |
| 201-2669 | 87 | 220-1554 | 89 | 300-2809 | 63 | 301-9682 | 99 |
| 201-2669 | 87 | 220-1599 | 87 | 300-2811 | 63 | 301-9892 | 99 |
| 201-2669 | 87 | 220-1602 | 89 | 300-2855 | 63 | 302-0061 | 83 |
| 201-2669 | 87 | 220-1774 | 87 | 300-2862 | 63 | 302-0078 | 75 |
| 201-2669 | 89 | 220-1774 | 89 | 300-2880 | 67 | 302-0079 | 75 |
| 201-2669 | 89 | 220-1783 | 87 | 300-2880 | 73 | 302-0106 | 75 |
| 201-2671 | 89 | 220-1786 | 87 | 300-2897 | 63 | 302-0213 | 71 |
| 201-2671 | 89 | 220-1786 | 89 | 300-2901 | 63 | 302-0213 | 73 |
| 201-2671 | 89 | 220-1788 | 89 | 300-2902 | 63 | 302-0221 | 71 |
| 201-2671 | 89 | 220-1845 | 87 | 300-2905 | 63 | 302-0221 | 73 |
| 201-2684 | 87 | 220-1845 | 87 | 300-2971 | 71 | 302-0234 | 71 |
| 201-2687 | 87 | 220-1847 | 89 | 300-2971 | 71 | 302-0234 | 73 |
| 201-2687 | 87 | 220-1847 | 89 | 300-2971 | 71 | 302-0235 | 75 |
| 201-2687 | 87 | 220-1994 | 87 | 301-1886 | 76 | 302-0236 | 75 |
| 201-2687 | 89 | 220-1997 | 87 | 301-3154 | 77 | 302-0253 | 75 |
| 201-2689 | 89 | 220-1997 | 89 | 301-3155 | 77 | 302-0256 | 71 |
| 201-2689 | 89 | 220-1999 | 89 | 301-3156 | 77 | 302-0256 | 73 |

Numerical Index

| Part No. | Page | Part No. | Page | Part No. | Page | Part No. | Page |
|----------|------|-------------|------|----------|------|----------|------|
| 302-0410 | 71 | 302-1082 | 81 | 304-0015 | 18 | 307-1164 | 51 |
| 302-0410 | 73 | 302-1083 | 81 | 304-0045 | 18 | 307-1166 | 5 |
| 302-0411 | 71 | 302-1113 | 81 | 304-0292 | 93 | 307-1323 | 20 |
| 302-0411 | 73 | 302-1114 | 81 | 304-0427 | 93 | 307-1327 | 20 |
| 302-0412 | 71 | 302-1147 | 67 | 304-1143 | 79 | 307-1330 | 20 |
| 302-0412 | 73 | 302-1148 | 67 | 305-0481 | 85 | 307-1356 | 20 |
| 302-0413 | 71 | 302-1362 | 65 | 305-0481 | 87 | 307-1460 | 51 |
| 302-0413 | 73 | 302-1362 | 69 | 305-0481 | 89 | 307-1987 | 67 |
| 302-0421 | 71 | 302-1365 | 75 | 305-0482 | 91 | 308-0002 | 65 |
| 302-0421 | 73 | 302-1641 | 63 | 305-0483 | 91 | 308-0002 | 69 |
| 302-0422 | 71 | 302-1683 | 67 | 305-0489 | 85 | 308-0005 | 15 |
| 302-0422 | 73 | 302-1684 | 67 | 305-0489 | 91 | 308-0005 | 17 |
| 302-0466 | 71 | 302-1685 | 67 | 305-0489 | 91 | 308-0088 | 83 |
| 302-0466 | 73 | 302-1720 | 67 | 305-0491 | 87 | 308-0138 | 65 |
| 302-0469 | 71 | 302-1721-01 | 81 | 305-0491 | 89 | 308-0138 | 69 |
| 302-0469 | 73 | 302-1721-02 | 81 | 305-0491 | 91 | 308-0150 | 15 |
| 302-0605 | 71 | 302-1721-03 | 81 | 306-0155 | 15 | 308-0150 | 17 |
| 302-0605 | 73 | 302-1721-04 | 81 | 306-0155 | 17 | 308-0152 | 79 |
| 302-0607 | 67 | 302-1721-05 | 81 | 307-0259 | 18 | 308-0155 | 83 |
| 302-0612 | 71 | 302-1721-06 | 81 | 307-0312 | 15 | 308-0284 | 67 |
| 302-0612 | 73 | 302-1721-07 | 81 | 307-0312 | 17 | 308-0284 | 71 |
| 302-0718 | 71 | 302-1721-08 | 81 | 307-0312 | 21 | 308-0284 | 73 |
| 302-0718 | 73 | 302-1721-09 | 81 | 307-0312 | 23 | 308-0297 | 83 |
| 302-0719 | 71 | 302-1721-10 | 81 | 307-0312 | 25 | 308-0327 | 65 |
| 302-0719 | 73 | 302-1721-11 | 81 | 307-0312 | 27 | 308-0327 | 69 |
| 302-0720 | 71 | 302-1721-12 | 81 | 307-0565 | 29 | 308-0784 | 63 |
| 302-0720 | 73 | 302-1721-13 | 81 | 307-0833 | 39 | 308-0785 | 63 |
| 302-0721 | 71 | 302-1721-14 | 81 | 307-0833 | 41 | 308-0853 | 63 |
| 302-0721 | 73 | 302-1721-15 | 81 | 307-0833 | 43 | 308-0882 | 67 |
| 302-0722 | 71 | 302-1721-16 | 81 | 307-0833 | 45 | 308-0892 | 63 |
| 302-0722 | 73 | 302-1721-17 | 81 | 307-0833 | 47 | 309-0064 | 5 |
| 302-0723 | 71 | 302-1722 | 81 | 307-0867 | 31 | 309-0106 | 49 |
| 302-0723 | 73 | 302-1723 | 63 | 307-1031 | 5 | 309-0106 | 53 |
| 302-0724 | 71 | 302-1724 | 67 | 307-1058 | 65 | 309-0128 | 76 |
| 302-0724 | 73 | 302-1725 | 67 | 307-1058 | 65 | 309-0131 | 18 |
| 302-0729 | 75 | 302-1726 | 67 | 307-1058 | 65 | 309-0132 | 18 |
| 302-0749 | 65 | 302-1727 | 67 | 307-1058 | 67 | 309-0133 | 18 |
| 302-0749 | 69 | 302-1790 | 63 | 307-1058 | 69 | 309-0155 | 18 |
| 302-0764 | 75 | 302-1868-03 | 75 | 307-1058 | 69 | 309-0178 | 7 |
| 302-0779 | 71 | 302-1868-04 | 75 | 307-1058 | 69 | 309-0178 | 7 |
| 302-0779 | 73 | 302-1868-05 | 75 | 307-1061 | 65 | 309-0179 | 7 |
| 302-0809 | 71 | 302-1873-01 | 63 | 307-1061 | 69 | 309-0241 | 43 |
| 302-0809 | 73 | 303-0032 | 67 | 307-1061 | 71 | 309-0241 | 45 |
| 302-0810 | 71 | 303-0032 | 71 | 307-1061 | 73 | 309-0241 | 47 |
| 302-0810 | 73 | 303-0032 | 73 | 307-1093 | 19 | 309-0256 | 49 |
| 302-0811 | 71 | 303-0076 | 71 | 307-1157 | 65 | 309-0256 | 53 |
| 302-0811 | 73 | 303-0076 | 73 | 307-1157 | 69 | 309-0269 | 5 |
| 302-0864 | 75 | 303-0170 | 71 | 307-1157 | 71 | 309-0304 | 51 |
| 302-0865 | 75 | 303-0261 | 67 | 307-1157 | 73 | 309-0307 | 51 |
| 302-0885 | 63 | 303-0261 | 73 | 307-1157 | 79 | 309-0312 | 7 |

Numerical Index

| Part No. | Page | Part No. | Page | Part No. | Page | Part No. | Page |
|-------------|------|-------------|------|----------|------|-------------|------|
| 312-0201 | 2 | 321-0231 | 63 | 332-0050 | 43 | 332-1279 | 93 |
| 314-0006 | 9 | 321-0270 | 63 | 332-0050 | 92 | 332-1280 | 65 |
| 315-0339 | 91 | 322-0004 | 63 | 332-0051 | 65 | 332-1280 | 65 |
| 315-0341 | 91 | 322-0004 | 65 | 332-0051 | 69 | 332-1280 | 69 |
| 315-0343 | 91 | 322-0004 | 69 | 332-0051 | 71 | 332-1280 | 69 |
| 315-0384 | 71 | 322-0107 | 65 | 332-0051 | 73 | 332-1280 | 71 |
| 315-0431 | 71 | 322-0107 | 69 | 332-0051 | 83 | 332-1280 | 73 |
| 319-0447 | 67 | 322-0108 | 65 | 332-0052 | 63 | 332-1281 | 5 |
| 320-0202 | 71 | 322-0108 | 69 | 332-0052 | 67 | 332-1292 | 5 |
| 320-0307 | 71 | 322-0109 | 65 | 332-0149 | 51 | 332-1415 | 91 |
| 320-0307 | 73 | 322-0109 | 69 | 332-0529 | 93 | 332-1473 | 55 |
| 320-0344 | 97 | 322-0110 | 65 | 332-0537 | 65 | 332-1559 | 65 |
| 320-0346 | 97 | 322-0110 | 69 | 332-0537 | 69 | 332-1559 | 69 |
| 320-0346 | 97 | 322-0111 | 65 | 332-0607 | 71 | 332-2723 | 67 |
| 320-0359 | 97 | 322-0111 | 69 | 332-0607 | 73 | 333-0012 | 49 |
| 320-0379 | 97 | 322-0128 | 65 | 332-0609 | 81 | 333-0012 | 53 |
| 320-0379 | 97 | 322-0128 | 69 | 332-0610 | 81 | 333-0013 | 49 |
| 320-0384 | 97 | 322-0130 | 71 | 332-0699 | 65 | 333-0013 | 53 |
| 320-0384 | 97 | 322-0130 | 73 | 332-0699 | 69 | 333-0056 | 49 |
| 320-0411 | 97 | 322-0131 | 71 | 332-0795 | 65 | 333-0056 | 53 |
| 320-0412 | 97 | 322-0131 | 73 | 332-0795 | 69 | 333-0057 | 49 |
| 320-0413 | 97 | 322-0136 | 65 | 332-0795 | 71 | 333-0057 | 53 |
| 320-0414 | 97 | 322-0136 | 69 | 332-0795 | 73 | 333-0059 | 94 |
| 320-0415 | 97 | 322-0149 | 65 | 332-0795 | 83 | 333-0093 | 51 |
| 320-0416 | 97 | 322-0149 | 69 | 332-0807 | 51 | 333-0093 | 53 |
| 320-0431 | 73 | 322-0178 | 71 | 332-0941 | 93 | 333-0118 | 49 |
| 320-0455 | 71 | 322-0178 | 73 | 332-1005 | 65 | 333-0142 | 51 |
| 320-1121 | 67 | 322-0283 | 65 | 332-1005 | 69 | 333-0151 | 76 |
| 320-1458-13 | 99 | 322-0283 | 69 | 332-1043 | 65 | 333-0162 | 51 |
| 320-1458-23 | 99 | 322-0358-01 | 63 | 332-1043 | 69 | 333-0162 | 53 |
| 320-1458-24 | 99 | 322-0359-01 | 63 | 332-1043 | 91 | 333-0168 | 51 |
| 320-1458-24 | 99 | 322-0360-01 | 63 | 332-1239 | 65 | 333-0171 | 51 |
| 320-1458-25 | 99 | 322-0361 | 63 | 332-1239 | 69 | 333-0171 | 53 |
| 320-1458-27 | 99 | 322-0363 | 67 | 332-1240 | 65 | 333-0173 | 51 |
| 320-1458-27 | 99 | 322-0369-01 | 63 | 332-1240 | 69 | 333-0177 | 51 |
| 320-1458-28 | 99 | 323-0764 | 65 | 332-1241 | 83 | 333-0177 | 53 |
| 320-1458-29 | 99 | 323-0764 | 69 | 332-1242 | 71 | 333-0178 | 51 |
| 320-1458-31 | 99 | 323-0764 | 79 | 332-1242 | 73 | 333-0192 | 94 |
| 320-1458-41 | 99 | 323-0765 | 65 | 332-1248 | 71 | 333-0194-01 | 65 |
| 320-1459-08 | 99 | 323-0765 | 69 | 332-1248 | 73 | 333-0194-01 | 69 |
| 320-1466-25 | 99 | 323-0765 | 71 | 332-1265 | 91 | 333-0224 | 51 |
| 320-1512-08 | 99 | 323-0765 | 73 | 332-1266 | 91 | 335-0146 | 94 |
| 320-1512-10 | 99 | 323-0804 | 67 | 332-1269 | 65 | 335-0147 | 94 |
| 320-1518-08 | 99 | 323-0957 | 49 | 332-1269 | 69 | 335-0161 | 76 |
| 320-1555-07 | 99 | 323-0957 | 51 | 332-1271 | 65 | 336-3064 | 7 |
| 320-1555-08 | 99 | 323-1280 | 79 | 332-1271 | 65 | 337-0049 | 67 |
| 320-1555-09 | 99 | 331-0027 | 51 | 332-1271 | 69 | 337-0049 | 71 |
| 320-1555-11 | 99 | 331-0101 | 25 | 332-1271 | 69 | 337-0049 | 73 |
| 320-1557-51 | 99 | 332-0014 | 49 | 332-1276 | 65 | 337-0090 | 55 |
| 321-0094 | 63 | 332-0014 | 51 | 332-1276 | 69 | 338-0533 | 7 |

Numerical Index

| Part No. | Page | Part No. | Page | Part No. | Page | Part No. | Page |
|-------------|------|----------|------|-------------|------|----------|------|
| 338-0628 | 7 | 403-0902 | 55 | 502-0002 | 29 | 503-0189 | 47 |
| 338-1765-01 | 11 | 405-1054 | 33 | 502-0002 | 31 | 503-0189 | 53 |
| 338-1817 | 63 | 405-1054 | 35 | 502-0003 | 29 | 503-0200 | 41 |
| 338-1818 | 67 | 405-1777 | 57 | 502-0020 | 31 | 503-0245 | 12 |
| 338-1835 | 63 | 405-1780 | 57 | 502-0029-04 | 48 | 503-0311 | 37 |
| 338-1836 | 63 | 405-1808 | 57 | 502-0051 | 83 | 503-0311 | 53 |
| 338-1853 | 67 | 405-1809 | 57 | 502-0054 | 51 | 503-0365 | 12 |
| 338-1962 | 7 | 405-1811 | 33 | 502-0082 | 29 | 503-0365 | 33 |
| 338-2277 | 63 | 405-1811 | 35 | 502-0082 | 31 | 503-0365 | 35 |
| 338-2278 | 67 | 405-1812 | 57 | 502-0103 | 17 | 503-0365 | 37 |
| 338-2675 | 7 | 405-1814 | 57 | 502-0103 | 23 | 503-0365 | 39 |
| 350-0556 | 71 | 405-1835 | 57 | 502-0103 | 27 | 503-0365 | 41 |
| 350-0556 | 73 | 405-1840 | 79 | 502-0193 | 51 | 503-0365 | 43 |
| 354-0025 | 93 | 405-2084 | 57 | 502-0354 | 13 | 503-0365 | 45 |
| 356-0070 | 65 | 405-2160 | 79 | 502-0354 | 15 | 503-0365 | 47 |
| 356-0070 | 69 | 405-4659 | 48 | 502-0354 | 17 | 503-0386 | 27 |
| 356-0072 | 65 | 406-0089 | 57 | 502-0444 | 83 | 503-0398 | 17 |
| 356-0072 | 69 | 406-0105 | 12 | 502-0445 | 83 | 503-0398 | 23 |
| 356-0090 | 82 | 406-0105 | 57 | 502-0583 | 83 | 503-0437 | 47 |
| 356-0102 | 82 | 406-0157 | 57 | 502-0613 | 51 | 503-0461 | 39 |
| 356-0104 | 82 | 406-0249 | 57 | 502-0801 | 48 | 503-0490 | 33 |
| 357-0030 | 48 | 406-0332 | 67 | 502-0942 | 51 | 503-0490 | 35 |
| 358-0029 | 91 | 406-0332 | 71 | 502-0943 | 23 | 503-0490 | 37 |
| 358-0031 | 91 | 406-0332 | 73 | 502-0943 | 27 | 503-0490 | 45 |
| 358-0031 | 91 | 406-0333 | 67 | 502-0971 | 23 | 503-0490 | 47 |
| 358-0035 | 91 | 406-0333 | 71 | 502-0971 | 25 | 503-0491 | 33 |
| 358-0043 | 92 | 406-0333 | 73 | 502-1030 | 17 | 503-0491 | 35 |
| 358-0044 | 92 | 406-0334 | 67 | 502-1030 | 17 | 503-0491 | 37 |
| 358-0096 | 92 | 406-0334 | 71 | 502-1031 | 39 | 503-0491 | 45 |
| 358-0097 | 92 | 406-0334 | 73 | 502-1031 | 41 | 503-0491 | 47 |
| 363-0048 | 91 | 406-0469 | 33 | 502-1031 | 43 | 503-0517 | 37 |
| 363-0054 | 92 | 406-0471 | 33 | 502-1031 | 47 | 503-0517 | 53 |
| 363-0055 | 92 | 406-0565 | 57 | 502-1031 | 53 | 503-0542 | 15 |
| 364-0012 | 91 | 416-0021 | 5 | 503-0032 | 27 | 503-0542 | 17 |
| 364-0012 | 91 | 416-0096 | 7 | 503-0032 | 39 | 503-0586 | 39 |
| 364-0014 | 91 | 416-0612 | 55 | 503-0032 | 41 | 503-0611 | 85 |
| 402-0010 | 55 | 416-0613 | 5 | 503-0084 | 41 | 503-0611 | 87 |
| 402-0011 | 55 | 416-0687 | 55 | 503-0087 | 27 | 503-0611 | 89 |
| 402-0012 | 55 | 416-0972 | 55 | 503-0113 | 51 | 503-0614 | 7 |
| 402-0030 | 55 | 501-0009 | 29 | 503-0131 | 5 | 503-0685 | 13 |
| 402-0078 | 71 | 501-0009 | 31 | 503-0183 | 17 | 503-0685 | 15 |
| 402-0078 | 73 | 501-0010 | 29 | 503-0183 | 17 | 503-0685 | 17 |
| 402-0078 | 81 | 501-0010 | 31 | 503-0183 | 23 | 503-0685 | 48 |
| 402-0337 | 55 | 501-0134 | 13 | 503-0183 | 27 | 503-0710 | 51 |
| 402-0338 | 55 | 501-0134 | 15 | 503-0183 | 41 | 503-0826 | 39 |
| 402-0354 | 81 | 501-0134 | 17 | 503-0183 | 43 | 503-0826 | 41 |
| 402-0527 | 67 | 501-0199 | 51 | 503-0183 | 51 | 503-0826 | 41 |
| 403-0633 | 55 | 502-0002 | 13 | 503-0189 | 27 | 503-0826 | 43 |
| 403-0894 | 57 | 502-0002 | 15 | 503-0189 | 37 | 503-0832 | 17 |
| 403-0895 | 57 | 502-0002 | 17 | 503-0189 | 39 | 503-0833 | 23 |

Numerical Index

| Part No. | Page | Part No. | Page | Part No. | Page | Part No. | Page |
|----------|------|----------|------|----------|------|----------|------|
| 503-0999 | 15 | 505-0003 | 27 | 505-0039 | 17 | 505-0101 | 5 |
| 503-0999 | 17 | 505-0004 | 23 | 505-0039 | 23 | 505-0101 | 17 |
| 503-1077 | 83 | 505-0004 | 25 | 505-0040 | 43 | 505-0101 | 17 |
| 503-1103 | 17 | 505-0004 | 27 | 505-0040 | 47 | 505-0101 | 23 |
| 503-1103 | 23 | 505-0004 | 27 | 505-0041 | 27 | 505-0101 | 37 |
| 503-1137 | 17 | 505-0004 | 51 | 505-0044 | 61 | 505-0101 | 47 |
| 503-1142 | 15 | 505-0007 | 5 | 505-0050 | 39 | 505-0101 | 51 |
| 503-1163 | 27 | 505-0007 | 15 | 505-0050 | 41 | 505-0102 | 15 |
| 503-1194 | 37 | 505-0007 | 17 | 505-0051 | 43 | 505-0102 | 15 |
| 503-1194 | 37 | 505-0007 | 25 | 505-0056 | 41 | 505-0102 | 21 |
| 503-1194 | 43 | 505-0007 | 27 | 505-0056 | 43 | 505-0102 | 25 |
| 503-1196 | 41 | 505-0007 | 51 | 505-0056 | 47 | 505-0102 | 25 |
| 503-1196 | 43 | 505-0007 | 51 | 505-0057 | 5 | 505-0102 | 27 |
| 503-1201 | 27 | 505-0010 | 27 | 505-0057 | 29 | 505-0102 | 39 |
| 503-1418 | 48 | 505-0010 | 39 | 505-0057 | 31 | 505-0102 | 41 |
| 503-1418 | 48 | 505-0010 | 41 | 505-0057 | 37 | 505-0102 | 43 |
| 503-1691 | 17 | 505-0011 | 7 | 505-0059 | 5 | 505-0102 | 45 |
| 504-0003 | 7 | 505-0017 | 17 | 505-0059 | 5 | 505-0103 | 61 |
| 504-0003 | 37 | 505-0017 | 23 | 505-0060 | 17 | 505-0106 | 53 |
| 504-0003 | 39 | 505-0017 | 27 | 505-0060 | 23 | 505-0108 | 37 |
| 504-0003 | 41 | 505-0017 | 27 | 505-0060 | 27 | 505-0108 | 41 |
| 504-0003 | 43 | 505-0018 | 37 | 505-0060 | 51 | 505-0108 | 43 |
| 504-0003 | 45 | 505-0018 | 39 | 505-0071 | 7 | 505-0108 | 47 |
| 504-0003 | 51 | 505-0018 | 39 | 505-0086 | 27 | 505-0111 | 61 |
| 504-0003 | 53 | 505-0018 | 41 | 505-0098 | 5 | 505-0111 | 61 |
| 504-0004 | 31 | 505-0018 | 43 | 505-0098 | 15 | 505-0119 | 17 |
| 504-0005 | 17 | 505-0019 | 37 | 505-0098 | 17 | 505-0119 | 27 |
| 504-0005 | 23 | 505-0019 | 47 | 505-0098 | 25 | 505-0119 | 27 |
| 504-0005 | 27 | 505-0020 | 25 | 505-0098 | 27 | 505-0119 | 27 |
| 504-0005 | 45 | 505-0020 | 39 | 505-0098 | 45 | 505-0125 | 23 |
| 504-0007 | 15 | 505-0020 | 41 | 505-0098 | 51 | 505-0125 | 27 |
| 504-0007 | 17 | 505-0021 | 15 | 505-0099 | 17 | 505-0129 | 25 |
| 504-0007 | 31 | 505-0021 | 21 | 505-0099 | 23 | 505-0129 | 27 |
| 504-0013 | 31 | 505-0021 | 23 | 505-0099 | 25 | 505-0129 | 45 |
| 504-0019 | 39 | 505-0021 | 25 | 505-0099 | 27 | 505-0129 | 47 |
| 504-0019 | 41 | 505-0021 | 43 | 505-0099 | 41 | 505-0130 | 45 |
| 504-0019 | 45 | 505-0021 | 45 | 505-0099 | 51 | 505-0130 | 47 |
| 504-0019 | 47 | 505-0021 | 47 | 505-0099 | 51 | 505-0132 | 15 |
| 504-0028 | 17 | 505-0021 | 53 | 505-0100 | 15 | 505-0132 | 21 |
| 504-0028 | 23 | 505-0022 | 17 | 505-0100 | 21 | 505-0132 | 25 |
| 504-0028 | 27 | 505-0022 | 27 | 505-0100 | 23 | 505-0132 | 25 |
| 504-0028 | 33 | 505-0028 | 23 | 505-0100 | 25 | 505-0132 | 39 |
| 504-0028 | 35 | 505-0028 | 47 | 505-0100 | 27 | 505-0132 | 41 |
| 504-0028 | 45 | 505-0029 | 25 | 505-0100 | 39 | 505-0135 | 5 |
| 504-0028 | 47 | 505-0032 | 43 | 505-0100 | 41 | 505-0135 | 17 |
| 504-0028 | 47 | 505-0038 | 7 | 505-0100 | 43 | 505-0135 | 23 |
| 504-0030 | 5 | 505-0038 | 41 | 505-0100 | 45 | 505-0135 | 27 |
| 504-0062 | 47 | 505-0038 | 51 | 505-0100 | 45 | 505-0135 | 51 |
| 504-0083 | 27 | 505-0039 | 5 | 505-0100 | 47 | 505-0140 | 45 |
| 505-0002 | 47 | 505-0039 | 17 | 505-0100 | 47 | 505-0140 | 47 |

Numerical Index

| Part No. | Page | Part No. | Page | Part No. | Page | Part No. | Page |
|----------|------|----------|------|----------|------|----------|------|
| 505-0175 | 37 | 508-0015 | 5 | 520-0311 | 25 | 526-0048 | 91 |
| 505-0175 | 41 | 508-0051 | 67 | 520-0311 | 27 | 526-0048 | 99 |
| 505-0175 | 43 | 508-0093 | 92 | 520-0404 | 7 | 526-0049 | 75 |
| 505-0183 | 47 | 508-0115 | 79 | 520-0446 | 49 | 526-0049 | 85 |
| 505-0184 | 45 | 508-0187 | 92 | 520-0446 | 53 | 526-0052 | 79 |
| 505-0185 | 17 | 508-0203 | 77 | 520-0515 | 10 | 526-0054 | 79 |
| 505-0190 | 43 | 508-0203 | 95 | 520-0564 | 37 | 526-0062 | 65 |
| 505-0190 | 53 | 509-0125 | 85 | 520-0564 | 41 | 526-0062 | 69 |
| 505-0203 | 59 | 509-0125 | 87 | 520-0564 | 43 | 526-0062 | 83 |
| 505-0203 | 61 | 509-0125 | 89 | 520-0663 | 55 | 526-0066 | 37 |
| 505-0217 | 12 | 510-0101 | 85 | 520-0672 | 49 | 526-0066 | 41 |
| 505-0258 | 47 | 510-0101 | 87 | 520-0672 | 53 | 526-0066 | 43 |
| 505-0271 | 37 | 510-0101 | 89 | 520-0721 | 85 | 526-0100 | 2 |
| 505-0271 | 41 | 511-0074 | 2 | 520-0721 | 87 | 526-0100 | 3 |
| 505-0271 | 43 | 511-0074 | 3 | 520-0721 | 89 | 526-0108 | 85 |
| 505-0274 | 31 | 511-0075 | 33 | 520-0723 | 85 | 526-0108 | 99 |
| 505-0287 | 23 | 511-0075 | 35 | 520-0723 | 87 | 526-0113 | 59 |
| 505-0289 | 43 | 511-0077 | 10 | 520-0723 | 89 | 526-0113 | 76 |
| 505-0302 | 7 | 511-0078 | 10 | 525-0305 | 100 | 526-0115 | 10 |
| 505-0317 | 43 | 511-0164 | 10 | 526-0002 | 79 | 526-0115 | 55 |
| 505-0317 | 45 | 511-0174 | 10 | 526-0003 | 81 | 526-0141 | 55 |
| 505-0324 | 39 | 511-0175 | 3 | 526-0006 | 18 | 526-0158 | 94 |
| 505-0324 | 41 | 511-0179 | 10 | 526-0006 | 20 | 526-0214 | 7 |
| 505-0324 | 43 | 512-0051 | 10 | 526-0008 | 75 | 526-0238 | 85 |
| 505-0356 | 23 | 515-0093 | 2 | 526-0008 | 92 | 526-0238 | 87 |
| 505-0356 | 25 | 515-0093 | 3 | 526-0008 | 99 | 526-0238 | 89 |
| 505-0356 | 27 | 515-0145 | 87 | 526-0009 | 91 | 526-0259 | 85 |
| 505-0385 | 43 | 515-0145 | 89 | 526-0009 | 92 | 526-0259 | 87 |
| 505-0385 | 47 | 516-0059 | 18 | | | 526-0259 | 89 |
| 505-0426 | 45 | 516-0059 | 20 | 526-0015 | 13 | 526-2106 | 3 |
| 505-0444 | 45 | 516-0086 | 18 | 526-0018 | 48 | 526-2106 | 3 |
| 505-0453 | 59 | 516-0167 | 5 | 526-0018 | 77 | 718-1037 | 3 |
| 505-0454 | 59 | 517-0090 | 9 | 526-0018 | 85 | 718-1039 | 3 |
| 505-0455 | 51 | 517-0131 | 63 | 526-0018 | 91 | 718-1040 | 3 |
| 505-0462 | 45 | 517-0131 | 71 | 526-0018 | 91 | 800-0003 | 20 |
| 505-0642 | 43 | 517-0131 | 73 | 526-0018 | 93 | 800-0003 | 85 |
| 505-0642 | 45 | 517-0221 | 63 | 526-0018 | 97 | 800-0003 | 87 |
| 505-0691 | 45 | 518-0374 | 65 | 526-0022 | 99 | 800-0003 | 87 |
| 505-0763 | 51 | 518-0374 | 69 | 526-0028 | 99 | 800-0003 | 89 |
| 505-0802 | 48 | 518-0601 | 100 | 526-0029 | 5 | 800-0003 | 89 |
| 505-0949 | 47 | 520-0214 | 10 | 526-0029 | 10 | 800-0003 | 93 |
| 508-0001 | 71 | 520-0238 | 37 | 526-0030 | 2 | 800-0003 | 97 |
| 508-0001 | 73 | 520-0238 | 41 | 526-0030 | 10 | 800-0004 | 7 |
| 508-0001 | 81 | 520-0238 | 43 | 526-0030 | 37 | 800-0004 | 45 |
| 508-0002 | 91 | 520-0311 | 7 | 526-0030 | 41 | 800-0004 | 94 |
| 508-0008 | 25 | 520-0311 | 13 | 526-0030 | 43 | 800-0005 | 5 |
| 508-0008 | 25 | 520-0311 | 15 | 526-0035 | 7 | 800-0005 | 28 |
| 508-0008 | 49 | 520-0311 | 17 | 526-0048 | 18 | 800-0005 | 43 |
| 508-0008 | 53 | 520-0311 | 21 | 526-0048 | 19 | 800-0007 | 25 |
| 508-0009 | 79 | 520-0311 | 23 | 526-0048 | 20 | 800-0007 | 39 |

Numerical Index

| Part No. | Page | Part No. | Page | Part No. | Page | Part No. | Page |
|----------|------|----------|------|----------|------|----------|------|
| 800-0008 | 85 | 800-0052 | 11 | 805-0035 | 85 | 813-0097 | 79 |
| 800-0008 | 87 | 800-0052 | 37 | 805-0035 | 87 | 813-0098 | 15 |
| 800-0008 | 89 | 800-0052 | 41 | 805-0035 | 89 | 813-0098 | 17 |
| 800-0009 | 17 | 800-0052 | 43 | 809-0036 | 5 | 813-0098 | 57 |
| 800-0009 | 23 | 800-0053 | 13 | 809-0059 | 57 | 813-0098 | 57 |
| 800-0009 | 27 | 800-0069 | 5 | 812-0061 | 65 | 813-0098 | 79 |
| 800-0009 | 85 | 800-0069 | 17 | 812-0061 | 69 | 813-0098 | 93 |
| 800-0009 | 87 | 800-0069 | 23 | 812-0061 | 71 | 813-0100 | 75 |
| 800-0009 | 87 | 800-0069 | 27 | 812-0061 | 71 | 813-0100 | 91 |
| 800-0009 | 87 | 800-0069 | 37 | 812-0061 | 71 | 813-0100 | 92 |
| 800-0009 | 89 | 800-0069 | 39 | 812-0061 | 71 | 813-0102 | 11 |
| 800-0009 | 89 | 800-0069 | 41 | 812-0061 | 73 | 813-0102 | 11 |
| 800-0009 | 89 | 800-0069 | 43 | 812-0061 | 73 | 813-0105 | 59 |
| 800-0024 | 67 | 800-0069 | 45 | 812-0061 | 79 | 813-0105 | 65 |
| 800-0025 | 15 | 800-0069 | 47 | 812-0063 | 63 | 813-0105 | 69 |
| 800-0025 | 17 | 800-0071 | 5 | 812-0063 | 65 | 813-0110 | 75 |
| 800-0025 | 21 | 800-0071 | 17 | 812-0063 | 69 | 813-0110 | 92 |
| 800-0025 | 23 | 800-0071 | 23 | 812-0063 | 81 | 813-0118 | 18 |
| 800-0025 | 25 | 800-0071 | 27 | 812-0065 | 67 | 813-0118 | 99 |
| 800-0025 | 27 | 800-0071 | 29 | 812-0065 | 71 | 813-0307 | 59 |
| 800-0026 | 5 | 800-0071 | 55 | 812-0065 | 73 | 814-0079 | 33 |
| 800-0026 | 9 | 800-0073 | 5 | 812-0066 | 71 | 814-0079 | 57 |
| 800-0026 | 45 | 800-0084 | 2 | 812-0066 | 73 | 814-0200 | 13 |
| 800-0027 | 2 | 800-0084 | 3 | 812-0066 | 83 | 814-0200 | 15 |
| 800-0027 | 47 | 800-0091 | 55 | 812-0070 | 76 | 814-0200 | 17 |
| 800-0028 | 59 | 800-0135 | 61 | 812-0075 | 28 | 814-0200 | 21 |
| 800-0028 | 59 | 800-0513 | 85 | 812-0076 | 49 | 814-0200 | 23 |
| 800-0028 | 79 | 800-0513 | 87 | 812-0076 | 53 | 814-0200 | 25 |
| 800-0028 | 97 | 800-0513 | 89 | 812-0077 | 7 | 814-0200 | 27 |
| 800-0028 | 99 | 800-0520 | 55 | 812-0077 | 12 | 815-0026 | 65 |
| 800-0029 | 55 | 800-2101 | 3 | 812-0077 | 91 | 815-0026 | 69 |
| 800-0031 | 11 | 801-0024 | 33 | 812-0077 | 91 | 815-0026 | 71 |
| 800-0034 | 76 | 801-0027 | 37 | 812-0078 | 82 | 815-0026 | 73 |
| 800-0035 | 29 | 801-0050 | 10 | 812-0078 | 82 | 815-0026 | 81 |
| 800-0035 | 59 | 801-0080 | 55 | 812-0079 | 18 | 815-0026 | 83 |
| 800-0037 | 59 | 802-0072 | 37 | 812-0079 | 19 | 815-0030 | 95 |
| 800-0045 | 67 | 802-0072 | 41 | 812-0079 | 20 | 815-0104 | 18 |
| 800-0045 | 71 | 802-0072 | 43 | 812-0079 | 43 | 815-0104 | 20 |
| 800-0045 | 73 | 803-0002 | 18 | 812-0079 | 51 | 815-0134 | 18 |
| 800-0046 | 37 | 803-0002 | 19 | 812-0079 | 91 | 815-0134 | 19 |
| 800-0048 | 47 | 803-0002 | 20 | 812-0081 | 91 | 815-0134 | 20 |
| 800-0048 | 57 | 805-0018 | 85 | 812-0094 | 97 | 815-0181 | 33 |
| 800-0048 | 85 | 805-0018 | 87 | 812-0094 | 99 | 815-0181 | 35 |
| 800-0048 | 87 | 805-0018 | 89 | 812-0149 | 57 | 815-0203 | 65 |
| 800-0048 | 89 | 805-0019 | 85 | 812-0153 | 79 | 815-0203 | 69 |
| 800-0051 | 5 | 805-0019 | 87 | 812-0157 | 99 | 815-0203 | 71 |
| 800-0051 | 11 | 805-0019 | 89 | 812-0158 | 31 | 815-0203 | 73 |
| 800-0051 | 37 | 805-0033 | 85 | 812-0165 | 93 | 815-0203 | 75 |
| 800-0051 | 41 | 805-0033 | 87 | 812-0165 | 99 | 815-0203 | 83 |
| 800-0051 | 43 | 805-0033 | 89 | 813-0097 | 79 | 815-0203 | 85 |

Numerical Index

| Part No. | Page | Part No. | Page | Part No. | Page | Part No. | Page |
|----------|------|----------|------|----------|------|----------|------|
| 815-0392 | 65 | 850-0020 | 73 | 850-0040 | 25 | 850-0045 | 97 |
| 815-0392 | 69 | 850-0025 | 7 | 850-0040 | 27 | 850-0045 | 99 |
| 815-0392 | 79 | 850-0025 | 12 | 850-0040 | 28 | 850-0050 | 5 |
| 815-0504 | 9 | 850-0025 | 18 | 850-0040 | 29 | 850-0050 | 10 |
| 815-0544 | 63 | 850-0025 | 19 | 850-0040 | 31 | 850-0050 | 37 |
| 815-0544 | 67 | 850-0025 | 20 | 850-0040 | 39 | 850-0050 | 37 |
| 815-0544 | 67 | 850-0025 | 43 | 850-0040 | 41 | 850-0050 | 37 |
| 815-0544 | 73 | 850-0025 | 49 | 850-0040 | 43 | 850-0050 | 41 |
| 821-0004 | 63 | 850-0025 | 51 | 850-0040 | 43 | 850-0050 | 41 |
| 821-0004 | 67 | 850-0025 | 53 | 850-0040 | 45 | 850-0050 | 41 |
| 821-0005 | 95 | 850-0025 | 57 | 850-0040 | 51 | 850-0050 | 43 |
| 821-0009 | 82 | 850-0025 | 82 | 850-0040 | 53 | 850-0050 | 43 |
| 821-0010 | 31 | 850-0025 | 97 | 850-0040 | 79 | 850-0050 | 43 |
| 821-0010 | 33 | 850-0025 | 99 | 850-0040 | 85 | 850-0050 | 47 |
| 821-0010 | 35 | 850-0030 | 15 | 850-0040 | 85 | 850-0050 | 57 |
| 821-0010 | 57 | 850-0030 | 17 | 850-0040 | 85 | 850-0050 | 85 |
| 821-0010 | 67 | 850-0030 | 18 | 850-0040 | 87 | 850-0050 | 87 |
| 821-0010 | 71 | 850-0030 | 49 | 850-0040 | 87 | 850-0050 | 89 |
| 821-0010 | 73 | 850-0030 | 53 | 850-0040 | 87 | 850-0051 | 11 |
| 821-0010 | 77 | 850-0030 | 57 | 850-0040 | 89 | 850-0055 | 2 |
| 821-0010 | 77 | 850-0030 | 57 | 850-0040 | 89 | 850-0055 | 3 |
| 821-0010 | 77 | 850-0030 | 65 | 850-0040 | 89 | 850-0055 | 5 |
| 821-0010 | 95 | 850-0030 | 65 | 850-0040 | 91 | 850-0055 | 5 |
| 821-0010 | 99 | 850-0030 | 65 | 850-0040 | 91 | 850-0055 | 7 |
| 821-0014 | 33 | 850-0030 | 69 | 850-0040 | 93 | 850-0055 | 17 |
| 821-0014 | 35 | 850-0030 | 69 | 850-0040 | 93 | 850-0055 | 23 |
| 821-0014 | 39 | 850-0030 | 69 | 850-0040 | 97 | 850-0055 | 27 |
| 821-0014 | 41 | 850-0030 | 71 | 850-0040 | 99 | 850-0055 | 29 |
| 821-0014 | 43 | 850-0030 | 73 | 850-0045 | 2 | 850-0055 | 37 |
| 821-0014 | 48 | 850-0030 | 79 | 850-0045 | 9 | 850-0055 | 39 |
| 821-0014 | 57 | 850-0030 | 79 | 850-0045 | 10 | 850-0055 | 41 |
| 821-0014 | 57 | 850-0030 | 79 | 850-0045 | 11 | 850-0055 | 43 |
| 821-0014 | 57 | 850-0030 | 83 | 850-0045 | 15 | 850-0055 | 45 |
| 821-0014 | 77 | 850-0030 | 83 | 850-0045 | 17 | 850-0055 | 47 |
| 821-0014 | 79 | 850-0030 | 83 | 850-0045 | 21 | 850-0055 | 55 |
| 821-0014 | 79 | 850-0030 | 91 | 850-0045 | 23 | 850-0060 | 55 |
| 821-0014 | 81 | 850-0030 | 92 | 850-0045 | 25 | 850-0070 | 2 |
| 821-0014 | 95 | 850-0030 | 92 | 850-0045 | 27 | 850-0070 | 3 |
| 821-0015 | 48 | 850-0030 | 92 | 850-0045 | 33 | 850-0079 | 85 |
| 821-0016 | 51 | 850-0030 | 93 | 850-0045 | 37 | 850-0079 | 87 |
| 821-0016 | 57 | 850-0038 | 94 | 850-0045 | 45 | 850-0079 | 89 |
| 821-0017 | 81 | 850-0040 | 5 | 850-0045 | 47 | 850-2005 | 3 |
| 821-0018 | 47 | 850-0040 | 7 | 850-0045 | 55 | 850-2008 | 3 |
| 821-0018 | 53 | 850-0040 | 10 | 850-0045 | 55 | 851-0039 | 3 |
| 821-0018 | 77 | 850-0040 | 10 | 850-0045 | 59 | 853-0003 | 65 |
| 821-0029 | 55 | 850-0040 | 17 | 850-0045 | 67 | 853-0003 | 65 |
| 850-0010 | 10 | 850-0040 | 20 | 850-0045 | 71 | 853-0003 | 69 |
| 850-0020 | 71 | 850-0040 | 20 | 850-0045 | 73 | 853-0003 | 69 |
| 850-0020 | 71 | 850-0040 | 21 | 850-0045 | 79 | 853-0003 | 71 |
| 850-0020 | 73 | 850-0040 | 23 | 850-0045 | 81 | 853-0003 | 71 |

Numerical Index

| Part No. | Page | Part No. | Page | Part No. | Page | Part No. | Page |
|----------|------|----------|------|----------|------|-------------|------|
| 853-0003 | 71 | 856-0003 | 75 | 862-0001 | 89 | 870-0055 | 18 |
| 853-0003 | 71 | 856-0003 | 83 | 862-0001 | 89 | 870-0055 | 19 |
| 853-0003 | 71 | 856-0003 | 83 | 862-0001 | 91 | 870-0055 | 20 |
| 853-0003 | 73 | 856-0006 | 77 | 862-0001 | 93 | 870-0068 | 55 |
| 853-0003 | 73 | 856-0008 | 5 | 862-0003 | 37 | 870-0106 | 57 |
| 853-0003 | 73 | 856-0008 | 55 | 862-0003 | 41 | 870-0113 | 48 |
| 853-0003 | 79 | 856-0008 | 67 | 862-0003 | 43 | 870-0113 | 57 |
| 853-0003 | 81 | 856-0010 | 85 | 862-0004 | 2 | 870-0114 | 33 |
| 853-0003 | 83 | 856-0010 | 87 | 862-0004 | 3 | 870-0114 | 35 |
| 853-0005 | 18 | 856-0010 | 89 | 862-0004 | 55 | 870-0131 | 11 |
| 853-0005 | 19 | 856-0012 | 5 | 862-0007 | 61 | 870-0131 | 11 |
| 853-0005 | 20 | 856-0013 | 55 | 862-0011 | 85 | 870-0131 | 63 |
| 853-0005 | 81 | 860-0005 | 71 | 862-0011 | 87 | 870-0131 | 67 |
| 853-0005 | 91 | 860-0005 | 73 | 862-0011 | 89 | 870-0183 | 63 |
| 853-0005 | 91 | 860-0006 | 65 | 862-0014 | 81 | 870-0183 | 76 |
| 853-0005 | 91 | 860-0006 | 69 | 862-0015 | 23 | 870-0188 | 59 |
| 853-0005 | 91 | 860-0006 | 76 | 862-0015 | 27 | 870-0196 | 5 |
| 853-0008 | 65 | 860-0006 | 79 | 862-0015 | 45 | 870-0203 | 7 |
| 853-0008 | 69 | 860-0006 | 81 | 862-0015 | 47 | 870-0212 | 11 |
| 853-0008 | 81 | 860-0008 | 18 | 862-0015 | 55 | 870-0212 | 48 |
| 853-0008 | 83 | 860-0008 | 19 | 862-0015 | 79 | 870-0212 | 48 |
| 853-0008 | 85 | 860-0008 | 20 | 862-0015 | 97 | 870-0212 | 77 |
| 853-0008 | 91 | 860-0008 | 43 | 862-0015 | 99 | 870-0221 | 33 |
| 853-0013 | 85 | 860-0008 | 57 | 862-0018 | 55 | 870-0232 | 57 |
| 853-0013 | 87 | 860-0008 | 81 | 865-0007 | 55 | 870-0250 | 87 |
| 853-0013 | 87 | 860-0008 | 91 | 870-0048 | 11 | 870-0250 | 89 |
| 853-0013 | 89 | 860-0008 | 91 | 870-0048 | 59 | 870-0250 | 91 |
| 853-0013 | 89 | 860-2006 | 3 | 870-0053 | 15 | 870-0257 | 51 |
| 853-0013 | 91 | 860-2008 | 3 | 870-0053 | 17 | 870-0257 | 53 |
| 854-0006 | 76 | 861-0007 | 82 | 870-0053 | 18 | 870-0257 | 59 |
| 854-0010 | 71 | 862-0001 | 5 | 870-0053 | 18 | 870-0257 | 76 |
| 854-0010 | 73 | 862-0001 | 17 | 870-0053 | 19 | 870-0281 | 55 |
| 854-0010 | 75 | 862-0001 | 20 | 870-0053 | 20 | 870-2056 | 3 |
| 854-0010 | 75 | 862-0001 | 23 | 870-0053 | 49 | 870-2161 | 3 |
| 854-0020 | 7 | 862-0001 | 25 | 870-0053 | 53 | 871-0007 | 91 |
| 854-0020 | 13 | 862-0001 | 27 | 870-0053 | 57 | 871-0010 | 65 |
| 854-0020 | 15 | 862-0001 | 29 | 870-0053 | 65 | 871-0010 | 69 |
| 854-0020 | 17 | 862-0001 | 39 | 870-0053 | 65 | 871-0010 | 71 |
| 854-0020 | 21 | 862-0001 | 41 | 870-0053 | 69 | 871-0010 | 73 |
| 854-0020 | 23 | 862-0001 | 43 | 870-0053 | 69 | 871-0010 | 75 |
| 854-0020 | 25 | 862-0001 | 43 | 870-0053 | 71 | 871-0010 | 83 |
| 854-0020 | 27 | 862-0001 | 45 | 870-0053 | 73 | 871-0010 | 85 |
| 856-0002 | 18 | 862-0001 | 51 | 870-0053 | 75 | 871-0010 | 91 |
| 856-0002 | 19 | 862-0001 | 53 | 870-0053 | 83 | 871-0018 | 91 |
| 856-0002 | 20 | 862-0001 | 85 | 870-0053 | 83 | 871-0018 | 91 |
| 856-0003 | 65 | 862-0001 | 85 | 870-0053 | 92 | 895-0098 | 12 |
| 856-0003 | 65 | 862-0001 | 87 | 870-0053 | 92 | 895-0157 | 59 |
| 856-0003 | 69 | 862-0001 | 87 | 870-0053 | 92 | 895-0295-01 | 51 |
| 856-0003 | 69 | 862-0001 | 87 | 870-0053 | 93 | 895-0296-01 | 37 |
| 856-0003 | 75 | 862-0001 | 89 | 870-0054 | 59 | 895-0296-01 | 45 |