



# Parts Manual

Cummins **Onan**

Performance you rely on.™



## RV Generator Set

KY (Spec A-P)  
KYD (Spec A-C)

## MODEL IDENTIFICATION

To avoid errors or delay in filling your parts order, always give the MODEL, SPEC NO. and SERIAL NO. from the Onan nameplate.

For handy reference, insert your nameplate information in the spaces below.

\_\_\_\_\_  
MODEL AND SPEC NO.

\_\_\_\_\_  
SERIAL NO.

\_\_\_\_\_  
DIGITAL CONTROL SOFTWARE VERSION  
AND DATE (IF APPLICABLE)

## SAFETY PRECAUTIONS

The following symbols are used in Onan manuals to alert users to the potentially dangerous conditions relating to maintenance of equipment and replacement of parts. Please read and observe.



*This symbol warns of immediate hazards which will result in severe personal injury or death.*



*This symbol refers to a hazard or unsafe practice which can result in severe personal injury or death.*



*This symbol refers to a hazard or unsafe practice which can result in severe personal injury or product or property damage.*

## PRODUCT SAFETY PRECAUTIONS



***Service and repair of Onan equipment must be performed by trained, experienced personnel only. Improper service or repair may result in property damage, severe personal injury or death. Do not use this catalog as a guide to servicing your equipment. Read and follow the IMPORTANT SAFETY INSTRUCTIONS in the Service Manual appropriate for the equipment you are working on.***



***Contact with USED ENGINE OILS has been identified by a United States federal agency and some USA state agencies as causing CANCER or REPRODUCTIVE TOXICITY. When checking or changing engine oils take all necessary precautions not to ingest, breathe the fumes or contact the used oil.***



***Contact with ASBESTOS has been identified by a United States federal agency and some USA state agencies as causing CANCER or REPRODUCTIVE TOXICITY. When handling engine gaskets take all necessary precautions not to ingest, breathe or contact the dust from the gaskets! Use adequate ventilation and wear protective gloves, masks and clothing!***



***Contact with BENZINE and LEAD, found in gasoline, fuel additives and solvents has been identified by a United States federal agency and some USA state agencies as causing CANCER or REPRODUCTIVE TOXICITY. When checking, draining or adding gasoline and fuel additives or using solvents take all necessary precautions not to ingest, breathe the fumes or contact the liquids. Use adequate ventilation and wear protective gloves, masks and protective clothing!***

## Introduction

This parts manual applies to the KY Recreational Vehicle Sets as listed in the Generator Set Data Table. Parts are arranged in groups of related items and each illustrated part is defined by a reference number corresponding to the same reference number in the parts list. Parts illustrations are typical. Using the model and specification number from your generator set nameplate, select parts that apply to your set. Right and left sides are determined by facing the engine end (front) of the set.

<b>Generator Set Data Table</b>					
<b>MODEL AND SPECIFICATION</b>	<b>WATTS</b>	<b>VOLTS</b>	<b>HERTZ</b>	<b>FUEL</b>	<b>Wiring Diagram</b>
3.3KY-FR/11544F	3300	100	50	LPG Vapor	611-1245-03
3.3KY-FR/11544G	3300	100	50	LPG Vapor	611-1264-03
3.3KY-FR/26119B-E	3300	230	50	LPG Vapor	611-1226?
3.3KY-FR/26119F	3300	230	50	LPG Vapor	611-1245-05
3.3KY-FR/26119G-H	3300	230	50	LPG Vapor	611-1264-05
3.3KY-FR/26119J-L	3300	230	50	LPG Vapor	611-1268-05
3.3KYD-3272A-B	3300	230	50	LPG Vapor	611-1268-05
3.6KY-FA/11276A	3600	120	60	LPG Vapor	611-1194
3.6KY-FA/26120B-E	3600	120	60	LPG Vapor	611-1225
3.6KY-FA/26120F	3600	120	60	LPG Vapor	611-1246
3.6KY-FA/26120G-H	3600	120	60	LPG Vapor	611-1265
3.6KY-FA/26120J-M	3600	120	60	LPG Vapor	611-1267
3.6KY-FA/26120P	3600	120	60	LPV Vapor	611-1267
3.6KY-FR/11572G-H	3600	100	50	Gasoline	611-1263-03
3.6KY-FR/11572J-K	3600	100	50	Gasoline	611-1268-03
3.6KY-FR/33742B-E	3600	220	50	Gasoline	611-1212?
3.6KY-FR/33742F-H	3600	230	50	Gasoline	611-1245-05
3.6KY-FR/33742J-K	3600	230	50	Gasoline	611-1268-05
3.6KYD-3270A-B	3600	120	60	LPG Vapor	611-1267
3.6KYD-3271A	3600	230	50	Gasoline	611-1268-05
4.0KY-FA/11320E	4000	120	60	Gasoline	611-1225
4.0KY-FA/11320F	4000	120	60	Gasoline	611-1246
4.0KY-FA/11320G-H	4000	120	60	Gasoline	611-1265
4.0KY-FA/11320J	4000	120	60	Gasoline	611-1267

Continued on next page. -->

\* – The diagonal line (/) in the model and specification number separates generator set characteristics from the specification number and letter. The specification number denotes customer requested options or deviations from a standard model. The specification letter advances (A to B, B to C, etc.) with major manufacturing changes.

Continued from page 1.

<b>Generator Set Data Table</b>					
<b>MODEL AND SPECIFICATION</b>	<b>WATTS</b>	<b>VOLTS</b>	<b>HERTZ</b>	<b>FUEL</b>	<b>Wiring Diagram</b>
4.0KY-FA/11580G-H	4000	120	60	Gasoline	611-1265
4.0KY-FA/11580J-K	4000	120	60	Gasoline	611-1267
4.0KY-FA/26100A	4000	120	60	Gasoline	611-1194
4.0KY-FA/26100B-E	4000	120	60	Gasoline	611-1225
4.0KY-FA/26100F	4000	120	60	Gasoline	611-1246
4.0KY-FA/26100G-H	4000	120	60	Gasoline	611-1265
4.0KY-FA/26100J-L	4000	120	60	Gasoline	611-1267
4.0KY-FA/26100P	4000	120	60	Gasoline	611-1267
4.0KY-FA/6747P	4000	120	60	Gasoline	611-1267
4.0KY-FR/11429E	4000	100	60	Gasoline	611-1268-03
4.0KY-FR/11429F	4000	100	60	Gasoline	611-1255-03
4.0KY-FR/11429G-H	4000	100	60	Gasoline	611-1263-03
4.0KY-FR/11429J-L	4000	100	60	Gasoline	611-1268-03
4.0KY-FR/65697E	4000	100	60	Gasoline	611-1268-04
4.0KY-FR/65697F	4000	100	60	Gasoline	611-1255-04
4.0KY-FR/65697G-H	4000	100	60	Gasoline	611-1263-04
4.0KY-FR/65697J-L	4000	100	60	Gasoline	611-1268-04
4.0KYD-3269A	4000	120	60	Gasoline	611-1267

\* – The diagonal line (/) in the model and specification number separates generator set characteristics from the specification number and letter. The specification number denotes customer requested options or deviations from a standard model. The specification letter advances (A to B, B to C, etc.) with major manufacturing changes.



## Index

### A

Adapter, Exhaust (KY), **41**  
Adapter, Gasoline Air Cleaner (KY Begin Spec D and KYD), **21**  
Adapter, Gasoline Air Cleaner (KY Spec A–H), **19**  
Adapter, LP Air Cleaner (KY Begin Spec L and KYD Begin Spec B), **27**  
Adapter, LP Air Cleaner (KY Spec E–K and KYD), **25**  
Adapter, Resonator (KY Spec A), **42**  
Arm, Rocker, **10 , 11**

### B

Backplate, Exhaust (KY), **41**  
Base, Enclosure (KY Begin Spec B), **45**  
Base, Enclosure (KY Spec A), **42**  
Base, Enclosure (KYD), **46**  
Base, KY Underfloor, **55**  
Base, Oil (KY Begin Spec B and KYD), **34 , 35**  
Base, Oil (KY Spec A), **33**  
Bearing, 12 , 13  
Bearing, Balancer Shaft, **15 , 16**  
Bearing, Camshaft, **14**  
Bearing, Flange (KY Begin Spec J and KYD), **21**  
Bearing, Flange (KY Spec A–H), **19**  
Bearing, Gearcase End, **12 , 13**  
Bearing, Rotor (KY Begin Spec B and KYD), **59**  
Bearing, Rotor (KY Spec A), **57**  
Bezel, On/Off Switch Mounting (KY Spec A), **57**  
Block Assy, Brush, **30**  
Block Assy, Brush (KY Spec A), **29**  
Block, Brush, **30**  
Block, Brush (KY Spec A), **29**  
Board, PC (KY Begin Spec B), **45**  
Board, PC (KY Begin Spec J), **45**  
Board, PC (KY Spec A), **42**  
Boot, Generator Harness Insulating (KY Begin Spec J and KYD), **65**  
Boot, Generator Harness Insulating (KY Spec B–F), **63**  
Boot, Generator Harness Insulating (KY Spec G–H), **64**  
Boot, Spark Plug, **30**

Boot, Spark Plug (KY Spec A), **57**  
Boot, Spark Plug (KY Spec B–H), **60**  
Bracket, Control (KY Begin Spec J), **45**  
Bracket, Control (KY Spec A), **42**  
Bracket, Control (KY Spec B–H), **45**  
Bracket, Fuel Regulator (KY Begin Spec L and KYD Begin Spec B), **27**  
Bracket, Inlet Insulation (KY Begin Spec B), **51**  
Bracket, Muffler (KY Spec A), **36**  
Bracket, Regulator (KY Spec A–D), **23**  
Bracket, Regulator (KY Spec E–K and KYD), **25**  
Bracket, Solenoid (KY Spec A–D), **23**  
Bracket, Solenoid (KY Spec E–K and KYD Spec B), **27**  
Bracket, Solenoid (KY Spec E–K and KYD), **25**  
Bracket, Transformer (KY Begin Spec B and KYD), **59**  
Breaker, Circuit (KY Begin Spec J and KYD), **61**  
Breaker, Circuit (KY Spec A), **57**  
Breaker, Circuit (KY Spec B–H), **60**  
Brush, Generator, **30**  
Brush, Generator (KY Spec A), **29**  
Bushing, Enclosure Base (KY Begin Spec F), **45**

### C

Cable, Starter, **30**  
Cable, Starter (KY Spec A), **57**  
Camshaft, **14 , 15**  
Camshaft Assy, **15**  
Cap, Choke Dome (KY Begin Spec J and KYD), **21**  
Cap, Choke Dome (KY Spec A–H), **19**  
Carburetor (KY Spec A–H), **19**  
Carburetor Gasoline (KY Spec A–H), **19**  
Carburetor, (KY Begin Spec J and KYD), **20**  
Carburetor, LP (KY Spec A–D), **23**  
Carburetor, LP (KY Spec E–K and KYD), **25**  
Charger, Battery (KY Begin Spec B), **51**  
Clip, Governor Retainer, **17**  
Clip, Piston Pin, **12 , 13**  
Coil, Ignition (KY Begin Spec J and KYD), **30**  
Coil, Ignition (KY Spec A), **57**  
Coil, Ignition (KY Spec B–H), **60**

## Index

Conduit (KY Begin Spec B), **45**  
Connector, Fuel Valve Female (KY Spec A–D), **23**  
Connector, Fuel Valve Female (KY Spec E–K and KYD Spec B), **27**  
Connector, Fuel Valve Female (KY Spec E–K and KYD), **25**  
Connector, LP Regulator Hose (KY Spec A–D), **23**  
Connector, Straight (KY Begin Spec B), **45**  
Control (KY Spec A), **57**  
Control (KY Spec B–H), **60**  
Coupling, Fuel Valve Anchor (KY Spec A–D), **23**  
Coupling, Fuel Valve Anchor (KY Spec E–K and KYD Spec B), **27**  
Coupling, Fuel Valve Anchor (KY Spec E–K and KYD), **25**  
Cover Assy, Enclosure (KY Begin Spec B), **51**  
Cover Assy, Enclosure (Spec A), **48**  
Cover, Air Cleaner (KY Begin Spec B and KYD), **31**  
Cover, Air Cleaner (KY Spec A), **29**  
Cover, Air Cylinder, **32**  
Cover, Air Filter Thermostat (KY Spec A), **29**  
Cover, Choke (KY Begin Spec J and KYD), **21**  
Cover, Choke (KY Spec A–H), **19**  
Cover, Choke Element (KY Begin Spec J and KYD), **21**  
Cover, Choke Element (KY Spec A–H), **19**  
Cover, Crankcase, **16**  
Cover, Drain (KY Begin Spec B), **45**  
Cover, KY Housing Panel, **55**  
Cover, Resonator (KY Begin Spec B and KYD), **31**  
Cover, Valve, **10 , 11**  
Crankshaft, **12 , 13**  
Cylinder, Air, **32**

## D

Dipper, Oil, **12 , 13**

## E

Edging, Base Pan (KY Begin Spec B), **45**  
Edging, Base Pan (KY Spec A), **42**  
Elbow, Enclosure Base Conduit (KY Spec A), **42**  
Elbow, Exhaust (KY Spec A), **42**

Elbow, Exhaust (KY), **41**  
Element, Air Cleaner (KY Begin Spec B and KYD), **31**  
Element, Air Cleaner (KY Spec A), **29**  
Element, Choke Thermostat (KY Begin Spec J and KYD), **21**  
Element, Choke Thermostat (KY Spec A–H), **19**  
Element, Thermostat (KY Begin Spec B and KYD), **31**  
Element, Thermostat Preheat (KY Spec A), **29**  
Enclosure, Generator (KY Begin Spec B and KYD), **51**  
Enclosure, Generator (KY Spec A), **48**  
Endbell, **30**  
Endbell (KY Spec A), **29**  
Endbell (KY Spec B and KYD), **30**  
Engine, **10 , 11**  
Exhaust (KY Begin Spec B), **37**  
Exhaust (KY Spec A), **36**  
Exhaust (KYD), **39**  
Exhaust Installation (KY (Spec P), **38**

## F

Filter, Fuel (KY Begin Spec J and KYD), **21**  
Filter, Fuel (KY Spec A–H), **19**  
Fitting, Fuel Valve Barbed Hose (KY Spec A–D), **23**  
Fitting, Fuel Valve Barbed Hose (KY Spec E–K and KYD Spec A), **23**  
Fitting, Fuel Valve Barbed Hose (KY Spec E–K and KYD Spec B), **27**  
Fitting, Fuel Valve Barbed Hose (KY Spec E–K and KYD), **25**  
Fuel System – EVAP Gasoline System, **28**  
Fuel System LP (KY Begin Spec L and KYD Begin Spec B), **27**  
Fuel System LP (KY Spec A–D), **23**  
Fuel System LP (KY Spec E–K and KYD), **25**  
Fuse, Generator Harness (KY Spec A), **62**  
Fuse, Generator Harness (KY Spec B–F), **63**  
Fuse, Generator Harness (KY Spec G–H), **64**

## Index

### G

- Gasket, Air Cleaner (KY Begin Spec L and KYD Begin Spec B), **27**
- Gasket, Carburetor (KY Begin Spec J and KYD), **21**
- Gasket, Carburetor (KY Spec A–H), **19**
- Gasket, Carburetor Flange (KY Begin Spec J and KYD), **21**
- Gasket, Carburetor Flange (KY Spec A–H), **19**
- Gasket, Crankcase, **16**
- Gasket, Cylinder Head, **10 , 11**
- Gasket, Exhaust (KY Begin Spec B), **37**
- Gasket, Exhaust (KY Spec A), **36**
- Gasket, Exhaust Manifold (KYD), **39**
- Gasket, Exhaust Muffler (KYD), **39**
- Gasket, Gasoline Air Cleaner Adapter (KY Begin Spec J and KYD), **21**
- Gasket, Gasoline Air Cleaner Adapter (KY Spec A–H), **19**
- Gasket, Gasoline Intake Manifold (KY Spec A–H), **19**
- Gasket, Gasoline Manifold Insulator (KY Spec A–H), **19**
- Gasket, Insulator (KY Begin Spec L and KYD Begin Spec B), **27**
- Gasket, Intake Manifold (KY Begin Spec J and KYD), **21**
- Gasket, LP Air Cleaner Adapter (KY Spec A–D), **23**
- Gasket, LP Air Cleaner Adapter (KY Spec E–K and KYD), **25**
- Gasket, LP Carburetor (KY Begin Spec L and KYD Begin Spec B), **27**
- Gasket, LP Carburetor (KY Spec A–D), **23**
- Gasket, LP Carburetor (KY Spec E–K and KYD), **25**
- Gasket, LP Carburetor Flange (KY Begin Spec L and KYD Begin Spec B), **27**
- Gasket, LP Carburetor Flange (KY Spec A–D), **23**
- Gasket, LP Carburetor Flange (KY Spec E–K and KYD), **25**
- Gasket, LP Intake Manifold (KY Spec A–D), **23**
- Gasket, LP Intake Manifold (KY Spec E–K and KYD), **25**
- Gasket, LP Manifold Insulator (KY Spec A–D), **23**
- Gasket, LP Manifold Insulator (KY Spec E–K and KYD), **25**
- Gasket, Manifold Insulator (KY Begin Spec J and KYD), **21**
- Gasket, Oil Base (KY Begin Spec B and KYD), **34 , 35**
- Gasket, Oil Base (KY Spec A), **33**
- Gasket, Resonator (KY Spec A), **42**
- Gasket, Service Panel (KY Begin Spec B), **51**
- Gasket, Valve Cover, **10 , 11**
- Gear, Balancer, **12**
- Gear, Camshaft, **14**
- Gear, Crankshaft, **12**
- Gear, Governor, **14 , 15**
- Generator (KY Begin Spec B and KYD), **59**
- Generator (KY Spec A), **57**
- Governor, **17**
- Grommet, Enclosure Base (KY Begin Spec B), **45**
- Grommet, Enclosure Base (KY Spec A), **42**
- Grommet, Enclosure Base (KYD), **47**
- Grommet, Enclosure Cover (KY Begin Spec B), **51**
- Grommet, Enclosure Cover (Spec A), **48**
- Grommet, KY Housing Rubber, **55**
- Grommet, Underfloor Mounting Remote (KY), **52**
- Ground Terminal, **45**
- Guide, Push Rod, **10 , 11**

### H

- Hanger, Exhaust (KY), **41**
- Harness, AC Output (KY Begin Spec J and KYD), **61**
- Harness, AC Output (KY Spec B–H), **60**
- Harness, Adapter (KY Spec F–H and KYD), **67**
- Harness, Adapter (Spec F–H), **67**
- Harness, Customer Interface Pigtail (Spec F–H), **67**
- Harness, Customer Interface Pigtail (KY Spec B–E), **66**
- Harness, Customer Interface Pigtail (Spec B–E), **66**
- Harness, Engine (KY Begin Spec J and KYD), **65**
- Harness, Extension (KY Spec B–E), **66**
- Harness, Extension (KY Spec F–H and KYD), **67**
- Harness, Generator (KY Spec A), **62**
- Harness, Generator (KY Spec B–F), **63**
- Harness, Generator (KY Spec G–H), **64**
- Harness, Generator Harness Splitter (KY Spec B–F), **63**

## Index

Harness, Generator Harness Splitter (KY Spec G–H), **64**

Harness, Remote, **73**

Harness, Remote Panel (Switch Only), **71 , 72**

Harness, Remote Panel (Switch Only) (KY Begin Spec F and KYD), **70**

Harness, Remote Panel Adapter (KY Spec F–H and KYD), **68**

Head, Cylinder, **10 , 11**

Holder, Governor Spring, **17**

Hose, Air Cleaner Preheat (KY Spec J and KYD), **30**

Hose, Choke Preheat (KY Begin Spec B), **37**

Hose, Gasoline Fuel (KY Begin Spec J and KYD), **21**

Hose, Gasoline Fuel (KY Spec A–H), **19**

Hose, LP Fuel (KY Spec A–D), **23**

Hose, LP Fuel (KY Spec E–K and KYD), **25**

Hose, Preheat (KYD), **39**

Housing, Air (KY Begin Spec B and KYD), **31**

Housing, Choke (KY Begin Spec J and KYD), **21**

Housing, Choke (KY Spec A–H), **19**

Housing, Scroll (KY Spec A), **57**

Housing, Stator (KY Begin Spec B and KYD), **59**

Housing, Stator (KY Spec A), **57**

## I

Indicator, Oil (KY Begin Spec B and KYD), **34 , 35**

Indicator, Oil (KY Spec A), **33**

Insulation, Cover (KY Begin Spec B and KYD), **51**

Insulation, Door (KY Begin Spec B), **51**

Insulation, Exhaust (KY Spec A), **42**

Insulation, Exhaust Baffle (Spec A), **48**

Insulation, Exhaust Barrier (KY Begin Spec B), **45**

Insulation, Inlet (KY Spec B–H), **51**

Insulation, Inlet (Spec A), **48**

Insulation, Inlet Baffle (KY Begin Spec B and KYD), **31**

Insulation, Sound, **40**

Insulator, Carburetor (KY Begin Spec J and KYD), **21**

Insulator, Carburetor (KY Spec A–H), **19**

Insulator, Exhaust (KY), **41**

Insulator, Gasoline Intake Manifold (KY Spec A–H), **19**

Insulator, Intake Manifold (KY Begin Spec J and KYD), **21**

Insulator, LP Carburetor (KY Spec A–D), **23**

Insulator, LP Carburetor (KY Spec E–K and KYD), **25**

Insulator, LP Intake Manifold (KY Spec A–D), **23**

Insulator, LP Intake Manifold (KY Spec E–K and KYD), **25**

Isolator, Engine Mount (KY Begin Spec B), **45**

Isolator, Generator Mount (KY Begin Spec B), **45**

Isolator, Generator/Engine Mount (KY Spec A), **42**

Isolator, Mount (KYD), **47**

Isolator, Muffler (KY Begin Spec B), **37**

Isolator, Snubber (KY Begin Spec B), **45**

Isolator, Snubber (KY Spec A), **42**

Isolator, Snubber (KYD), **47**

## K

Key, Camshaft, **14**

Key, Crankshaft, **12**

Key, Fan Hub (KY Begin Spec B and KYD), **59**

Key, Fan Hub (KY Spec A), **57**

Kit Hose, Vent , **27**

Kit Rod, Connecting, **13**

Kit, Air Filter (KY Begin Spec B and KYD), **31**

Kit, Carburetor (KY Begin Spec K and KYD), **21**

Kit, Carburetor Repair (KY Spec A–C), **19**

Kit, Carburetor Repair (KY Spec A–J), **19 , 21**

Kit, Carburetor Solenoid Repair (KY Spec B–C)), **19**

Kit, Enclosure Cover, **51**

Kit, Exhaust Elbow, **73**

Kit, Exhaust Elbow Adapter (KY), **41**

Kit, Exhaust Tailpipe (KY), **41**

Kit, Exhaust Tube (KY), **41**

Kit, Filter, **27**

Kit, Governor Sleeve, **14**

Kit, KY Housing, **55**

Kit, KY Underfloor Base, **55**

Kit, KY Underfloor Housing, **55**

Kit, Mounting (Underfloor), **53**

Kit, Muffler, **39**

Kit, Remote Adapter, **73**



## Index

Kit, Remote Panel (KY Spec B–E), **69**  
Kit, Remote Panel (Switch and Hourmeter), **71**  
Kit, Remote Panel (Switch and Voltmeter), **72**  
Kit, Remote Panel (Switch and Voltmeter) (KY Begin Spec F and KYD), **72**  
Kit, Remote Panel (Switch Only), **70**  
Kit, Remote, Panel (Switch Only), **70**  
Kit, Set Mounting, **73**  
Kit, Tailpipe Hanger, **73**  
Kit, Underfloor Mounting (KY Begin Spec B)), **52**  
Kit, Underfloor Mounting (KY), **52**  
Kit, Underfloor Mounting (KYD), **53**  
Kits (Misc), **73**  
Kits, KY Exhaust, **41**  
KY and KYD Labels, **74**

## L

Label, Air Cleaner (KY Begin Spec B and KYD), **31**  
Label, Charger (KY Begin Spec B), **51**  
Latch Assy, Service Panel (KY Begin Spec B), **51**  
Latch, Service Panel (Spec A), **48**  
Lever, Governor, **17**  
Lever, Governor Control, **17**  
Line, LP Fuel Inlet (KY Spec A–D), **23**  
Line, LP Fuel Inlet (KY Spec E–K and KYD Spec B), **27**  
Line, LP Fuel Inlet (KY Spec E–K and KYD), **25**  
Linkage, Choke (KY Begin Spec J and KYD), **21**  
Linkage, Choke (KY Spec A–H), **19**  
Lock, Valve Spring, **10 , 11**

## M

Magneto (KY Begin Spec B and KYD), **30**  
Magneto (KY Spec A), **29**  
Manifold, Exhaust, **38**  
Manifold, Exhaust (KY Begin Spec B), **37**  
Manifold, Gasoline Intake (KY Spec A–H), **19**  
Manifold, Intake (KY Begin Spec J and KYD), **21**  
Manifold, LP Intake (KY Spec A–D), **23**  
Manifold, LP Intake (KY Spec E–K and KYD), **25**  
Meter, Hour (Begin Spec F), **71**

Meter, Volt (Begin Spec F), **72**  
Mixer (KY Begin Spec L and KYD Begin Spec B), **27**  
Module, Secondary Air Injection, **39**  
Mount, Generator, **53**  
Mount, Isolating, **38**  
Muffler (KY Begin Spec B), **37**  
Muffler (KY Spec A), **36**  
Muffler (KYD), **39**

## N

Nipple, Fuel Valve (KY Spec A–D), **23**  
Nipple, Fuel Valve (KY Spec E–K and KYD Spec B), **27**  
Nipple, Fuel Valve (KY Spec E–K and KYD), **25**

## O

O’Ring, Oil Fill Tube (KY Spec A), **33**  
O’Ring, Oil Indicator (KY Begin Spec B and KYD), **34 , 35**  
O’Ring, Oil Indicator (KY Spec A), **33**  
O’Ring, Rotor (KY Begin Spec B and KYD), **59**  
O’Ring, Rotor (KY Spec A), **57**

## P

Paint, **73**  
Paint, Enamel Green, **73**  
Panel, Control (KY Begin Spec J and KYD), **61**  
Panel, Control (KY Spec A), **57**  
Panel, Control (KY Spec B–H), **60**  
Panel, KY Housing, **55**  
Panel, Remote, **70 , 71**  
Panel, Remote (KY Begin Spec F and KYD), **72**  
Panel, Remote (KY Spec B–E), **69**  
Panel, Remote Switch and Hourmeter, **71**  
Panel, Remote Switch and Voltmeter (KY Begin Spec F and KYD), **72**  
Panel, Remote Switch only, **70**  
Panel, Service (KY Begin Spec B), **51**  
Panel, Service (Spec A), **48**  
Panel, Under Floor (KYD), **53**

## Index

Panel, Underfloor Mounting (KY), **52**  
PCB, Control (KYD), **47**  
Pin, Cylinder Head Hollow Dowel, **10 , 11**  
Pin, Decompression, **14**  
Pin, Endbell Roll (KY Spec A), **29**  
Pin, Piston, **12 , 13**  
Pipe, Exhaust (KYD), **39**  
Piston, **12 , 13**  
Pivot, Speed Adjusting, **17**  
Plate, Oil Shield, **12 , 13**  
Plug, Drain (KY Begin Spec B and KYD), **34 , 35**  
Plug, Drain (KY Spec A), **33**  
Plug, Hole (KY Spec A), **57**  
Plug, Hole (KY Spec B–H), **60**  
Plug, Spark, **10 , 11**  
Potentiometer (KY Begin Spec J and KYD), **61**  
Potentiometer (KY Spec A), **57**  
Potentiometer (KY Spec B–H), **60**  
Pump, Fuel (KY Begin Spec J and KYD), **21**  
Pump, Fuel (KY Spec A–H), **19**

## R

Rail, KY Underfloor Mounting Bottom, **54**  
Rail, Mounting (KYD), **53**  
Rail, Underfloor Mounting (KY), **52**  
Rectifier, Generator Harness Bridge (KY Spec A), **62**  
Regulator, Fuel (KY Begin Spec L and KYD Begin Spec B), **27**  
Regulator, LP (KY Spec A–D), **23**  
Regulator, LP (KY Spec E–K and KYD), **25**  
Regulator, Voltage (KY Spec A), **29**  
Regulator, Voltage (KY Spec B–H), **45**  
Relay, Start Solenoid (KY Spec A), **42**  
Relay, Start Solenoid (KY Spec B–H), **45**  
Relay, Start Solenoid (KYD), **47**  
Resistor, Generator Harness (KY Spec A), **62**  
Resonator, Exhaust (KY), **41**  
Resonator, Intake (KY Begin Spec B and KYD), **31**  
Retainer, Valve Spring, **10 , 11**  
Ring Set, Piston, **12 , 13**  
Ring, Collector (KY Begin Spec B and KYD), **59**

Ring, Collector (KY Spec A), **57**  
Rings, Valve Guide, **10 , 11**  
Rod, Air Inlet (KY Spec A), **29**  
Rod, Connecting, **12**  
Rod, Governor, **17**  
Rod, Push, **14 , 15**  
Rotor Assy, Generator (KY Begin Spec B and KYD), **59**  
Rotor Assy, Generator (KY Spec A), **57**

## S

Seal, **14 , 15**  
Seal, Air (KY Begin Spec B and KYD), **31**  
Seal, Air Filter Foam (KY Begin Spec B and KYD), **31**  
Seal, Barrier Edge (KY Begin Spec B), **45**  
Seal, Crankshaft Oil, **12 , 13**  
Seal, Cylinder Block Oil, **17**  
Seal, Endbell (KY Spec A), **29**  
Seal, Valve Stem, **10 , 11**  
Secondary Air Assy, **40**  
Secondary Air Injeciton (SAI) KY (Spec P), **40**  
Shaft, Balancer, **16**  
Shaft, Flyweight, **14**  
Shaft, Governor Lever, **17**  
Shield, Carburetor (KY Begin Spec J and KYD), **61**  
Shield, Carburetor (KY Spec A), **57**  
Shield, Carburetor (KY Spec B–H), **60**  
Shield, Exhaust, **45**  
Shield, Exhaust Insulation (KYD), **47**  
Shim, Balancer, **16**  
Shim, Breather Valve, **10 , 11**  
Shim, Camshaft, **14 , 15**  
Shim, Crankshaft, **12 , 13**  
Silencer, Exhaust, **38**  
Sleeve, Governor, **14 , 15**  
Solenoid, Gasoline Fuel Cut (KY Begin Spec B–C), **19**  
Solenoid, Start (KY Begin Spec B), **45**  
Spacer, Muffler (Isolator KYD), **39**  
Spring, Decompression, **14**

## Index

Spring, Generator Brush, **30**  
Spring, Generator Brush (KY Spec A), **29**  
Spring, Governor, **17**  
Spring, Governor Adjusting Screw, **17**  
Spring, Governor Rod, **17**  
Spring, Valve, **10 , 11**  
Starter, **30**  
Starter (KY Spec A), **57**  
Stator, Generator (KY Begin Spec B and KYD), **59**  
Stator, Generator (KY Spec A), **57**  
Stiffener, Bracket (KY Spec A–D), **23**  
Stiffener, Bracket (KY Spec E–K and KYD), **25**  
Strap, Bond (KY Begin Spec B and KYD), **31**  
Strap, Bond (KY Spec A), **29**  
Stud, Exhaust (KY Begin Spec B), **37**  
Stud, Exhaust (KY Spec A), **36**  
Stud, Exhaust (KYD), **39**  
Switch, Oil Level (KY Spec A), **33**  
Switch, Oil Level (KY Spec B–F Only), **34**  
Switch, Remote Panel Start/Stop (KY Begin Spec F and KYD), **70**  
Switch, Remote Panel Start/Stop (KY Spec B–E), **69**  
Switch, Remote Panel Start/Stop Switch and Hour-meter (Begin Spec F), **71**  
Switch, Start/Stop (Generator Harness) (KY Spec A), **62**  
Switch, Start/Stop (KY Begin Spec J and KYD), **61**  
Switch, Start/Stop (KY Spec B–H), **60**

## T

Tappet, **14 , 15**  
Terminal, Spark Plug, **30**  
Terminal, Spark Plug (KY Spec B–H), **60**  
Transformer, Voltage (KY Begin Spec B and KYD), **59**  
Transformer, Voltage (KY Begin Spec J and KYD), **61**  
Tube, Breather, **10 , 11**  
Tube, Exhaust (KY), **41**  
Tube, Oil Fill (KY Spec A), **33**  
Tube, Spacer (KY Begin Spec B), **45**

## V

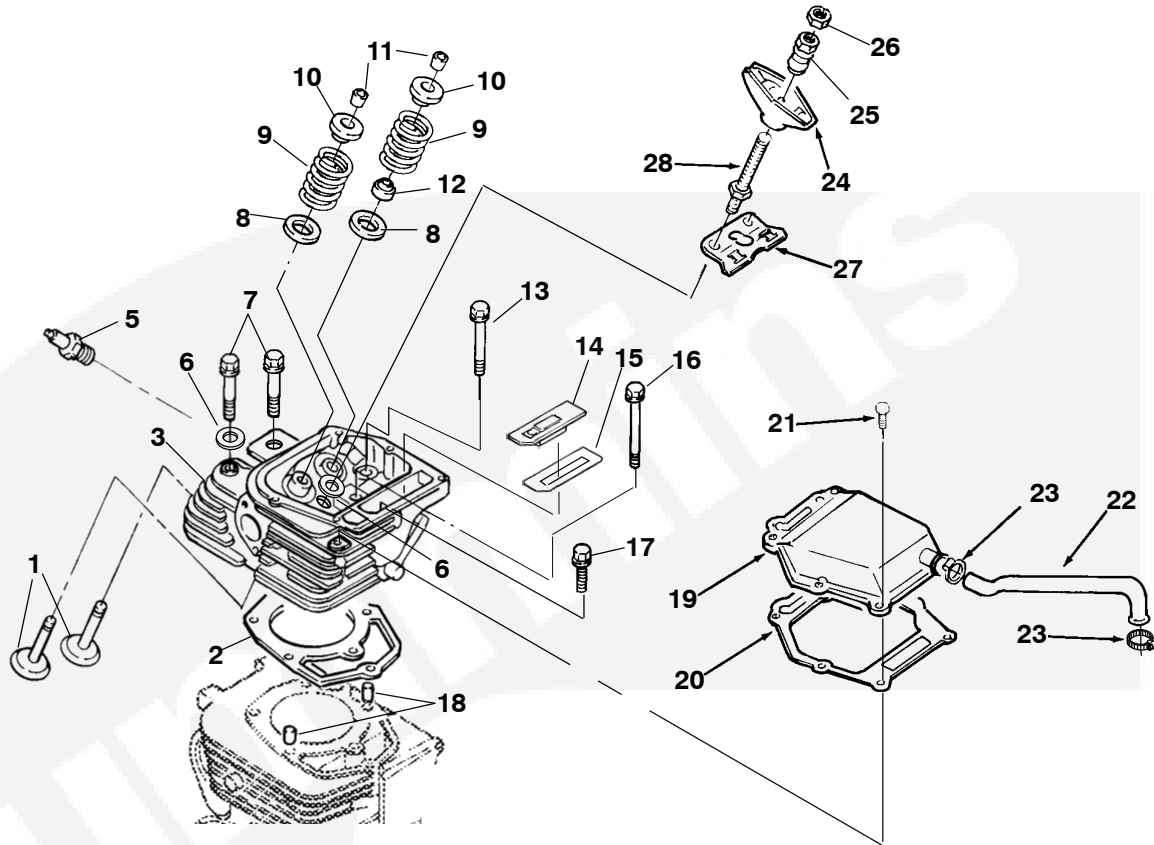
Valve Assy, Fuel (KY Spec A–D), **23**  
Valve Assy, Fuel (KY Spec E–K and KYD Spec B), **27**  
Valve Assy, Fuel (KY Spec E–K and KYD), **25**  
Valve, Breather, **10 , 11**  
Valve, Intake/Exhaust, **10 , 11**  
Valve, PCV, **28**

## W

Wheel Assy, Blower (KY Begin Spec B and KYD), **59**  
Wheel Assy, Blower (KY Spec A), **57**  
Wrapper, Air Cylinder, **32**

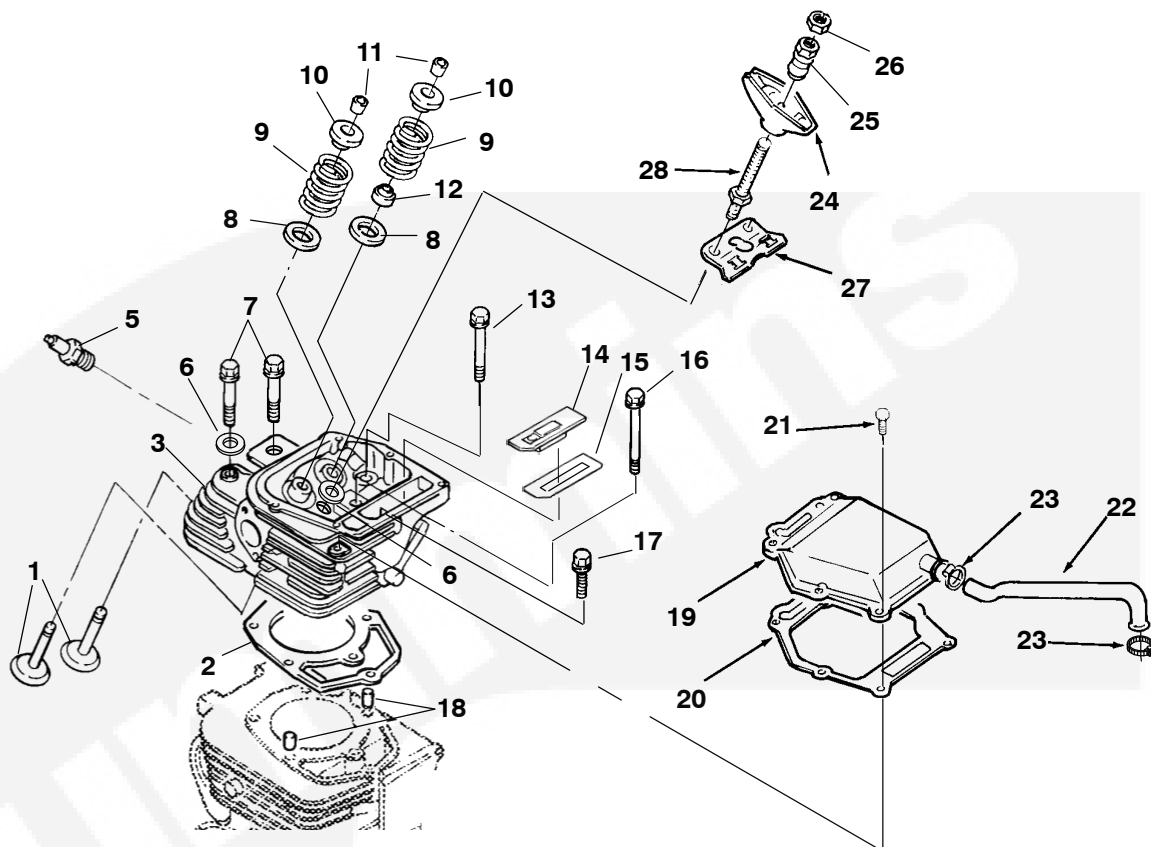


## Cylinder Head (All Spec A-K) (3.3KYFR and 3.6KYFA Spec L)



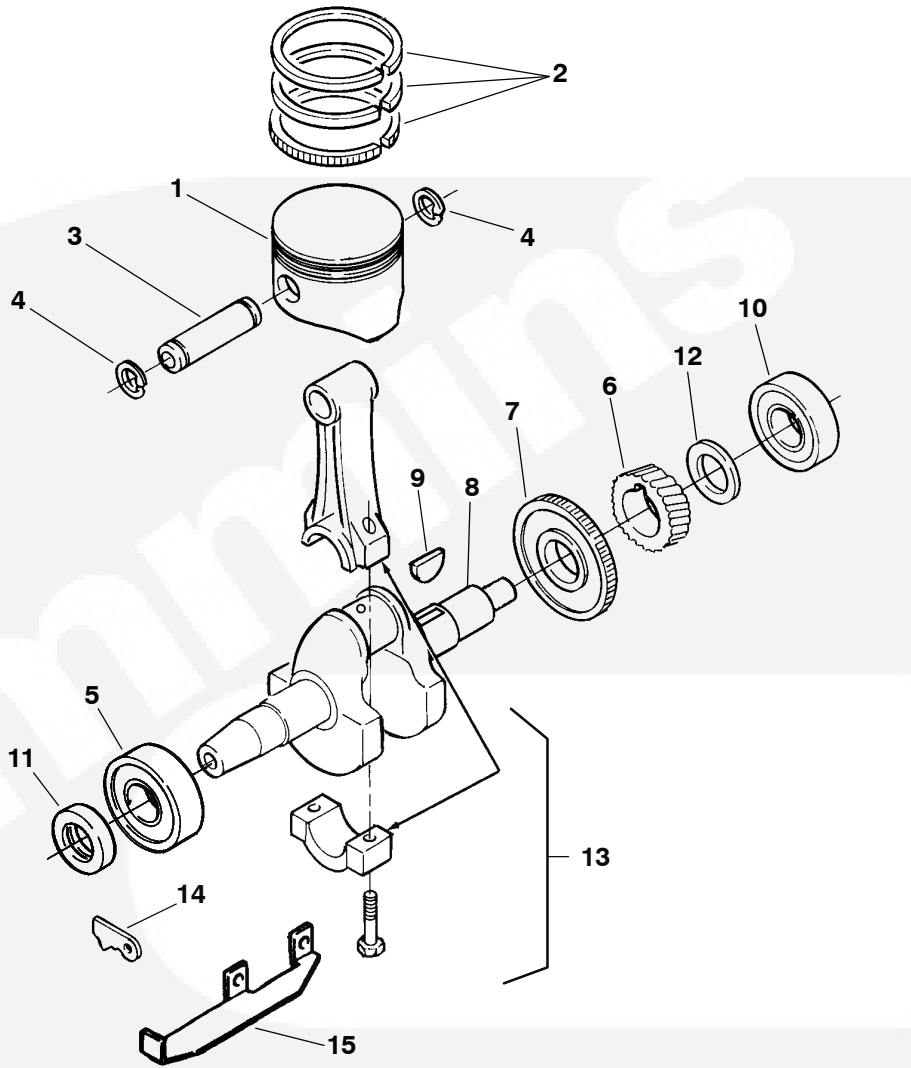
REF NO.	PART NO.	QTY USED	PART DESCRIPTION	REF NO.	PART NO.	QTY USED	PART DESCRIPTION
1	100-4152	1	Engine (Spec A-L) Valve	15			Shim, Breather Valve .010
	110-3887	1	Intake		110-3922-01	1	.010
	110-3888	1	Exhaust		110-3922-02	1	.020
2	110-3893	1	Gasket, Cylinder Head	16	110-3751-00	1	Bolt, Cylinder Head (M8 x 1.25 x 85mm)
3	110-3890	1	Head, Cylinder (Includes Guides, Seats and Valve Guide Rings)	17	110-3751-01	1	Bolt, Cylinder Head (M8 x 1.25 x 48mm)
4	110-3882	2	Rings, Valve Guide (Not Shown)	18	110-3892	2	Pin, Hollow Dowel
5			Plug, Spark	19	110-3743	1	Cover, Valve
	167-0275	1	60Hz	20	110-3861	1	Gasket, Valve Cover
	167-0305	1	50Hz	21	800-3026	7	Screw, Hex Flange Head (M6 x 1 x 25mm)
6	740-1008	2	Washer, Flat (M10)	22	123-1917	1	Tube, Breather
7	110-3750	2	Bolt, Cylinder Head (M10 x 1.25 x 66mm)	23	503-1851	2	Clamp, Hose
8	110-3698	2	Washer, Valve Spring	24	115-0465	2	Arm, Rocker
9	110-3701	2	Spring, Valve	25	185-7144	2	Nut, Rocker Arm Adjusting
10	110-3700	2	Retainer, Valve Spring	26	115-0496	2	Nut, Lock Adjusting
11	110-3914	2	Lock, Valve Spring	27	115-0472	1	Guide, Push Rod
12	509-0289	1	Seal, Valve Stem	28	115-0497	2	Stud, Rocker Arm
13	110-3750-03	2	Bolt, Flange (M10 x 1.5 x 115mm)				
14	123-1920	1	Valve, Breather				

## Cylinder Head (3.3KYFR, 3.6KYFA Begin Spec M) (3.6KYFR, 4.0KY Begin Spec L)



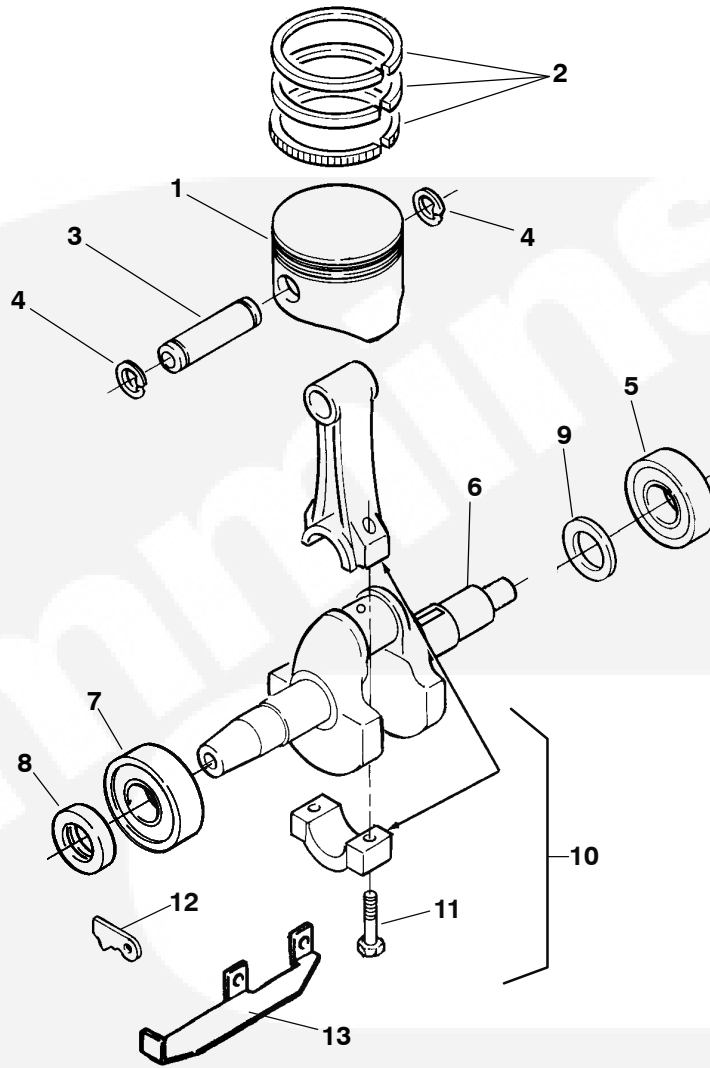
REF NO.	PART NO.	QTY USED	PART DESCRIPTION	REF NO.	PART NO.	QTY USED	PART DESCRIPTION
			Engine				
1	100-4152	1	Valve Spec L,M	14	110-3750-03	1	(M13 x 1.5 x 115mm) Valve, Breather
	110-4035	1	Intake	15	123-1920	1	Shim, Breather Valve
	110-4036	1	Exhaust		110-3922-01	1	.010
2	110-3893	1	Gasket, Cylinder Head		110-3922-02	1	.020
3	110-3890	1	Head, Cylinder (Includes Guides, Seats and Valve Guide Rings)	16	A028X518	1	Bolt, Cylinder Head (M10 x 1.25 x 85mm)
4	110-3882	2	Rings, Valve Guide (Not Shown)	17	A028X508	1	Bolt, Cylinder Head (M10 x 1.25 x 50mm)
5	167-0275	1	Plug, Spark 60Hz	18	110-3892	2	Pin, Hollow Dowel
	167-0305	1	50Hz	19	110-3743	1	Cover, Valve
6	A028V609	2	Washer, Flat (M10)	20	110-3861	1	Gasket, Valve Cover
7	A028X507	2	Bolt, Cylinder Head	21	A028X500	7	Screw, Hex Flange Head (M6 x 1 x 25mm)
8	110-3698	2	Washer, Valve Spring	22	123-1917	1	Tube, Breather
9	110-3701	2	Spring, Valve	23	503-1851	2	Clamp, Hose
10	110-3700	2	Retainer, Valve Spring	24	115-0465	2	Arm, Rocker
11	110-3914	2	Lock, Valve Spring	25	185-7144	2	Nut, Rocker Arm Adjusting
12	A028V752	1	Seal, Valve Stem	26	115-0496	2	Nut, Lock Adjusting
13	A028X512	2	Bolt, Flange	27	115-0472	1	Guide, Push Rod
				28	115-0497	2	Stud, Rocker Arm

## Crankshaft (Spec A-L)



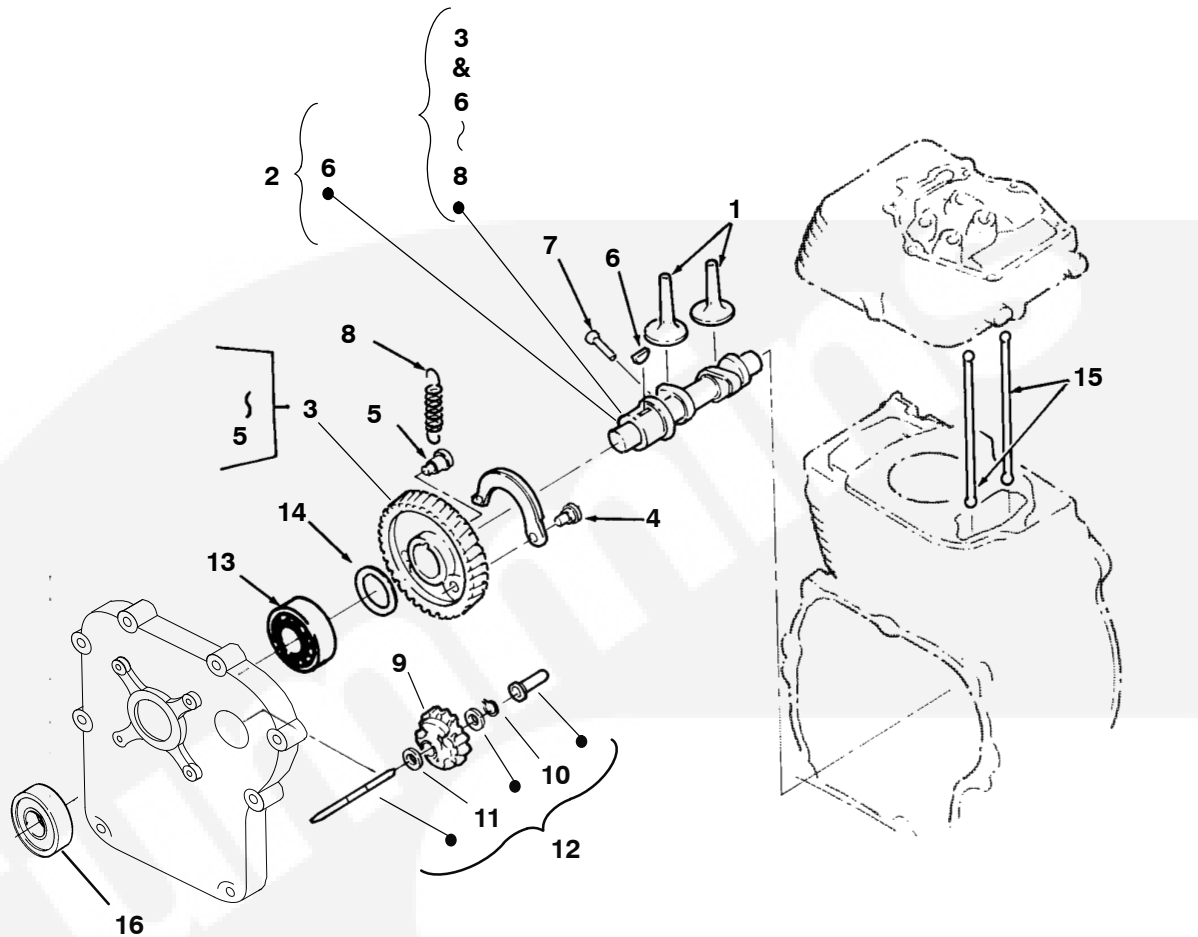
REF NO.	PART NO.	QTY USED	PART DESCRIPTION	REF NO.	PART NO.	QTY USED	PART DESCRIPTION
1	112-0291	1	Piston (Includes Pin & Clip)	104-1721-01	3	0.20mm	
	185-6828	1	Standard	104-1721-02	3	0.30mm	
	185-6826	1	0.25 Oversize	104-1721-03	3	0.40mm	
			0.50 Oversize	104-1721-05	3	0.50mm	
2	A028X412		Kit, Piston Rings	104-1721-07	3	0.60mm	
3	112-0290	1	Pin, Piston	104-1721-08	3	0.70mm	
4	112-0255	2	Clip, Piston Pin	13			Rod Assy, Connecting (Includes Bolt)
5	510-0160	1	Bearing, Block End				Standard
6	104-1901	1	Gear, Crankshaft	114-0373	1	0.25 Undersize	
7	104-1899	1	Gear, Balancer	No Replacement	1	0.50 Undersize	
8	104-1780	1	Crankshaft	No Replacement	1	0.50 Undersize	
9	515-0293	1	Key, Woodruff	14	120-1264	1	Plate, Oil Shield
10	510-0182	1	Bearing	15	114-0366	1	Dipper, Oil
11	509-0258	1	Seal, Oil				
12			Shim (Use As Required)				

## Crankshaft (Begin Spec 3.6KY Spec M and 4.0KY Spec L)



REF NO.	PART NO.	QTY USED	PART DESCRIPTION	REF NO.	PART NO.	QTY USED	PART DESCRIPTION
1	112-0253	1	Piston	9			Shim (Use As Required)
2	A028X412		Kit, Piston Rings	104-1721-01	3		0.20mm
3	112-0290	1	Pin, Piston	104-1721-02	3		0.30mm
4	112-0255	2	Clip, Piston Pin	104-1721-03	3		0.40mm
5	510-0160	1	Bearing, Block End	104-1721-05	3		0.50mm
6	104-2133	1	Crankshaft	104-1721-07	3		0.60mm
7	510-0182	1	Bearing	104-1721-08	3		0.70mm
8	A028V757	1	Seal, Oil	10	A028X316		Kit Rod, Connecting (Includes Cap, Bolt, and Rod)
				11	A028V775	2	Bolt, Connecting Rod
				12	120-1264	1	Plate, Oil Shield
				13	A028X304	1	Dipper, Oil

## Camshaft (Spec A-L)

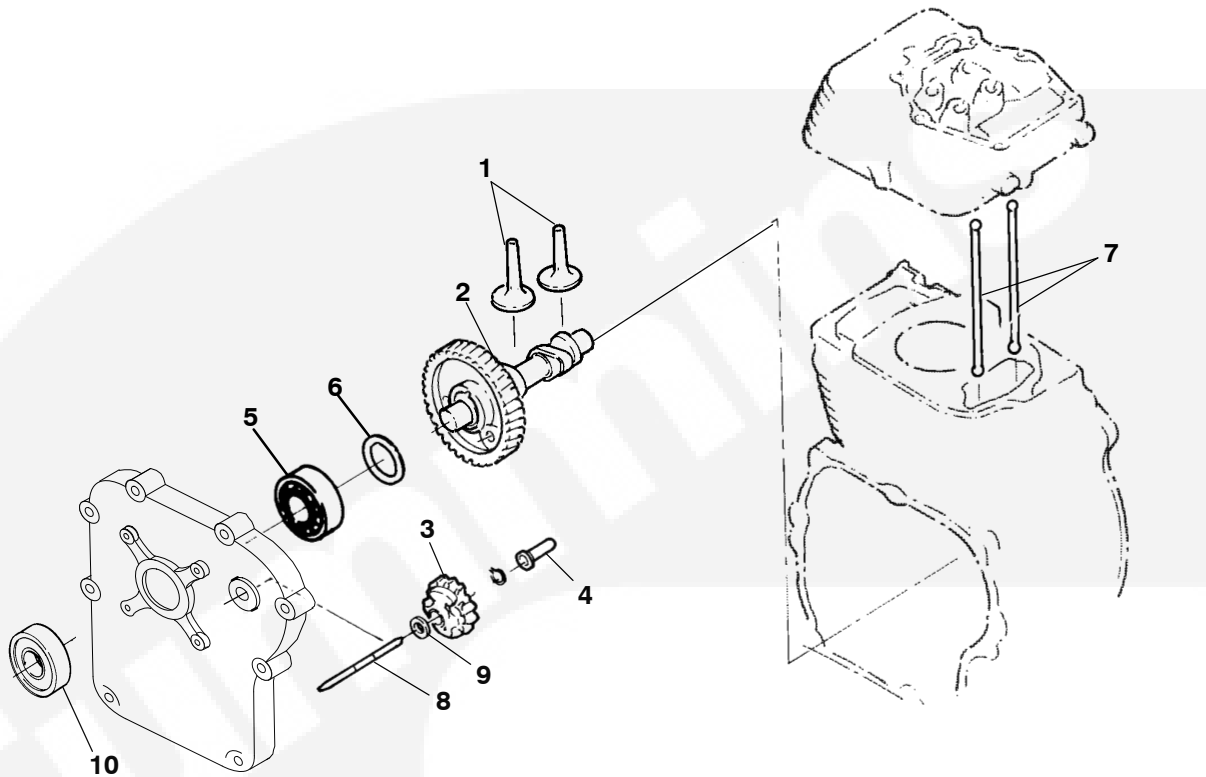


REF NO.	PART NO.	QTY USED	PART DESCRIPTION	REF NO.	PART NO.	QTY USED	PART DESCRIPTION
1	115-0463	2	Tappet	12	541-0508	1	Sleeve Kit, Governor (Includes Washers Marked *, Governor Stop, Governor Sleeve and Governor Shaft)
2	105-0724	1	Camshaft (Begin Spec E) (Includes Parts Marked °)	13	510-0163	1	Bearing, Ball
3	105-0681	1	+Gear Assy, Camshaft (Spec A-D) (Includes Flyweight, Flyweight Shaft and Pin)	14	104-1896-02	3	.60mm Shim (Use As Required)
4	150-2302	1	Shaft, Flyweight		104-1896-04	3	.80mm
5	150-2305	1	Pin, Decompression Spring		104-1896-05	3	.90mm
6	515-0305	1	°+Key, Woodruff	15	115-0471	2	Rod, Push
7	150-2465	1	+Pin, Decompression	16	509-0258	1	Seal
8	150-2466	1	+Spring, Decompression				
9	150-2604	1	Gear, Governor				
10	526-2077	1	*Washer, Flat				
11	526-2078	1	*Washer, Flat				

+ - Parts Included in Camshaft Assy (Spec A-D)  
 ° - Parts Included in Camshaft Assy (Begin Spec E)  
 \* - Washers Included in Governor Sleeve Kit.



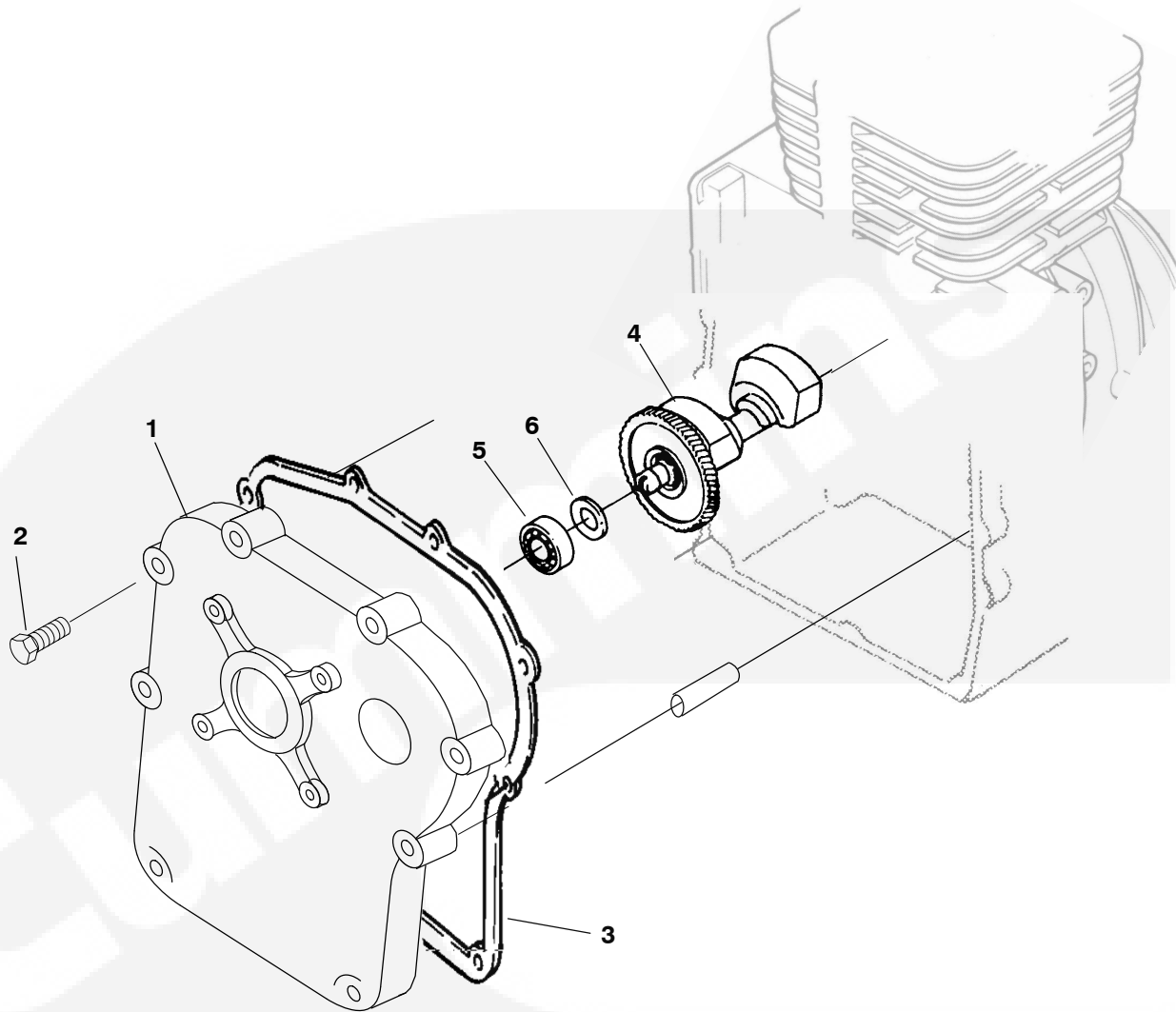
## Camshaft (Begin Spec 3.6KY Spec M and 4.0KY Spec L)



REF NO.	PART NO.	QTY USED	PART DESCRIPTION	REF NO.	PART NO.	QTY USED	PART DESCRIPTION
1	115-0542	2	Tappet	9	A028X300	1	Washer, Governor Shaft
2	105-0754	1	Camshaft Assy	10	510-0182	1	Seal
3	150-2604	1	Gear, Governor				
4	150-2754	1	Sleeve, Governor				
5	510-0163	1	Bearing, Balancer Shaft				
6			Shim (Use As Required)				
	104-1896-02	3	.60mm				
	104-1896-04	3	.80mm				
	104-1896-05	3	.90mm				
7	115-0471	2	Rod, Push				
8	150-2273	1	Shaft, Governor				



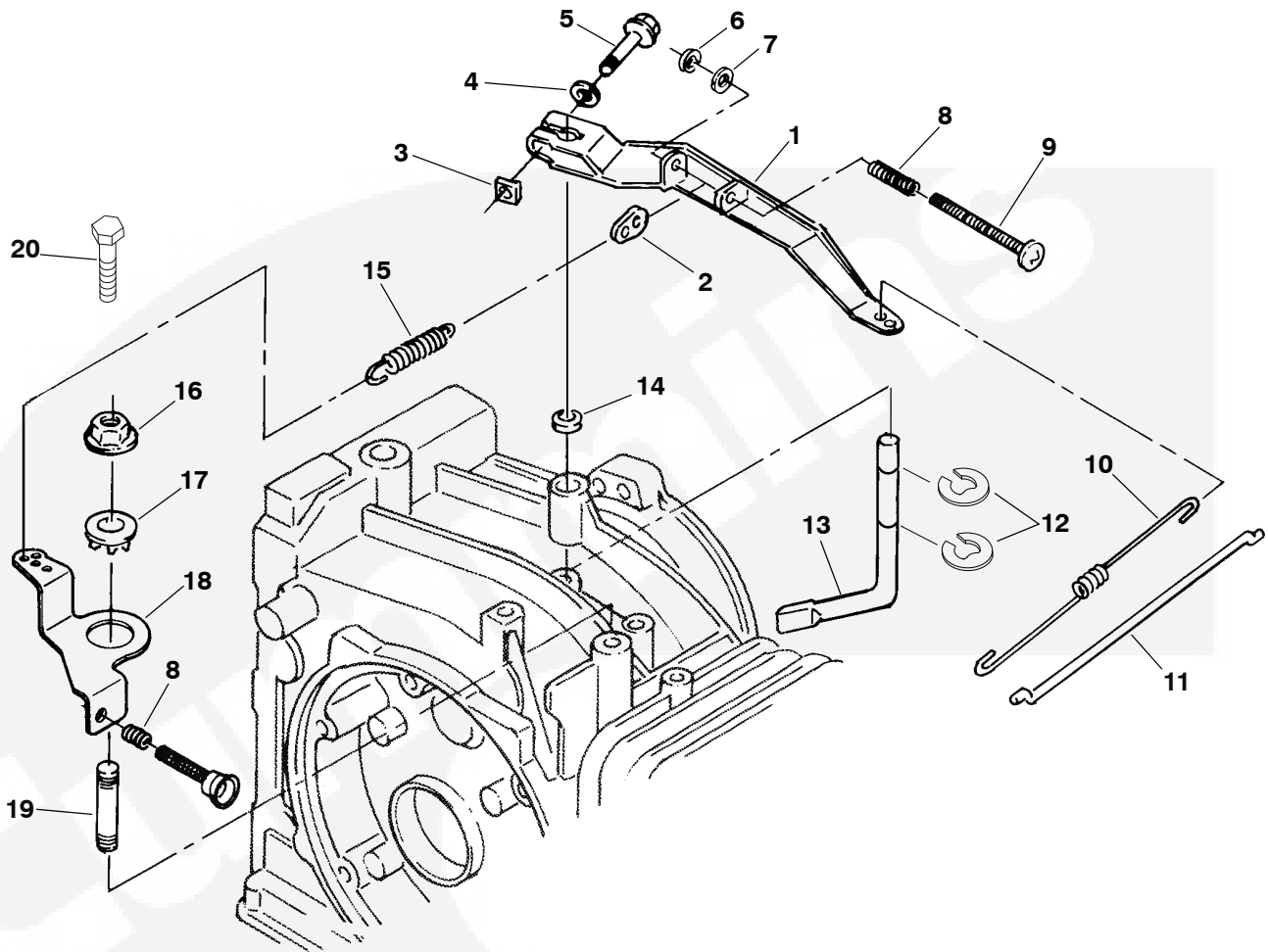
## Crankcase Cover



REF NO.	PART NO.	QTY USED	PART DESCRIPTION	REF NO.	PART NO.	QTY USED	PART DESCRIPTION
1	101-0787	1	Cover, Crankcase	5	510-0163	1	Bearing, Ball
2	A028X528	9	Bolt, Crankcase Cover (M8 x 1.25 x 30mm)	6			Shim, Balancer (Use as Required)
3	101-0788	1	Gasket, Crankcase	104-1896-02	3	0.60mm	
4			Shaft, Balancer (Includes Shaft and Gear)	104-1896-04	3	0.80mm	
	104-1902	1	Spec A-L	104-1896-05	3	0.90mm	
	104-2130	1	Begin Spec M				

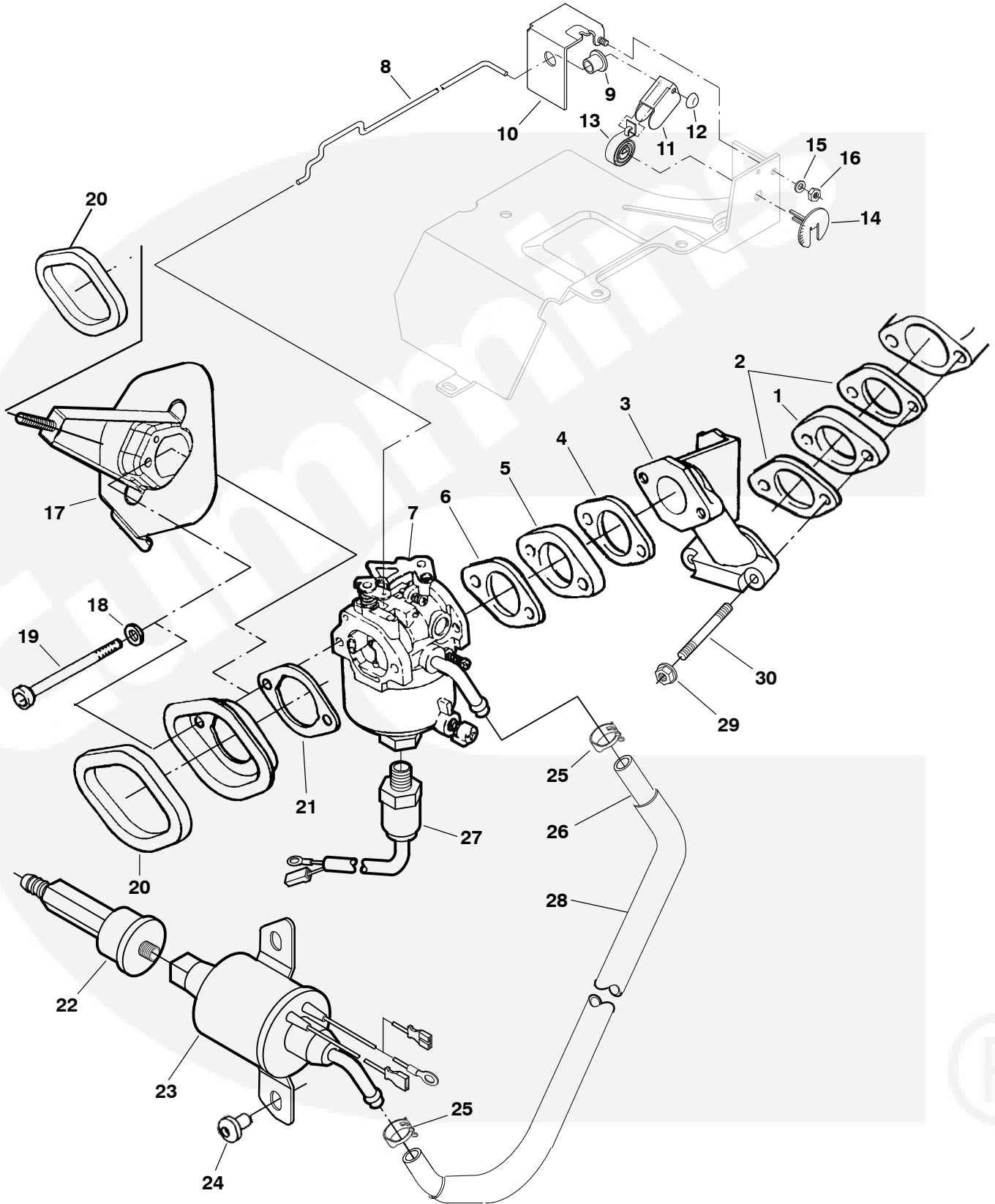


## Governor



REF NO.	PART NO.	QTY USED	PART DESCRIPTION	REF NO.	PART NO.	QTY USED	PART DESCRIPTION
1	150-2393	1	Lever, Governor	14	150-2448	1	Seal, Oil
2	150-2396	1	Holder, Governor Spring	15	150-2390	1	Spring, Governor
3	870-0465	1	Nut, Square (M8 x 1.25mm)	16	870-2159	1	Nut, Flanged (M8 x 1.25)
4	526-0122	1	Washer, Flat (5/16")	17	150-2398	1	Pivot, Speed Adjusting
5	718-1039	1	Screw, Hex Head Cap (M8 x 1.25 x 35mm)	18	150-2549-02	1	Lever, Governor Control
6	518-0617	1	Clip, Retainer	19	520-2215	1	Stud, Control Lever Mounting
7	740-1002	1	Washer, Flat (M5)	20	800-6373-03	1	*Bolt, Flange (M8 x 25)
8	150-2394	1	Spring, Adjusting Screw	* - Item 20 may be used as an alternate option for items 16 and 19.			
9	150-2395	1	Screw, Special				
10	150-2391	1	Spring, Governor Rod				
11	150-2392	1	Rod, Governor				
12	518-0576	2	Clip, Retainer				
13	150-2401	1	Shaft, Governor Lever				

# Carburetor Gasoline (KY Spec A-H)

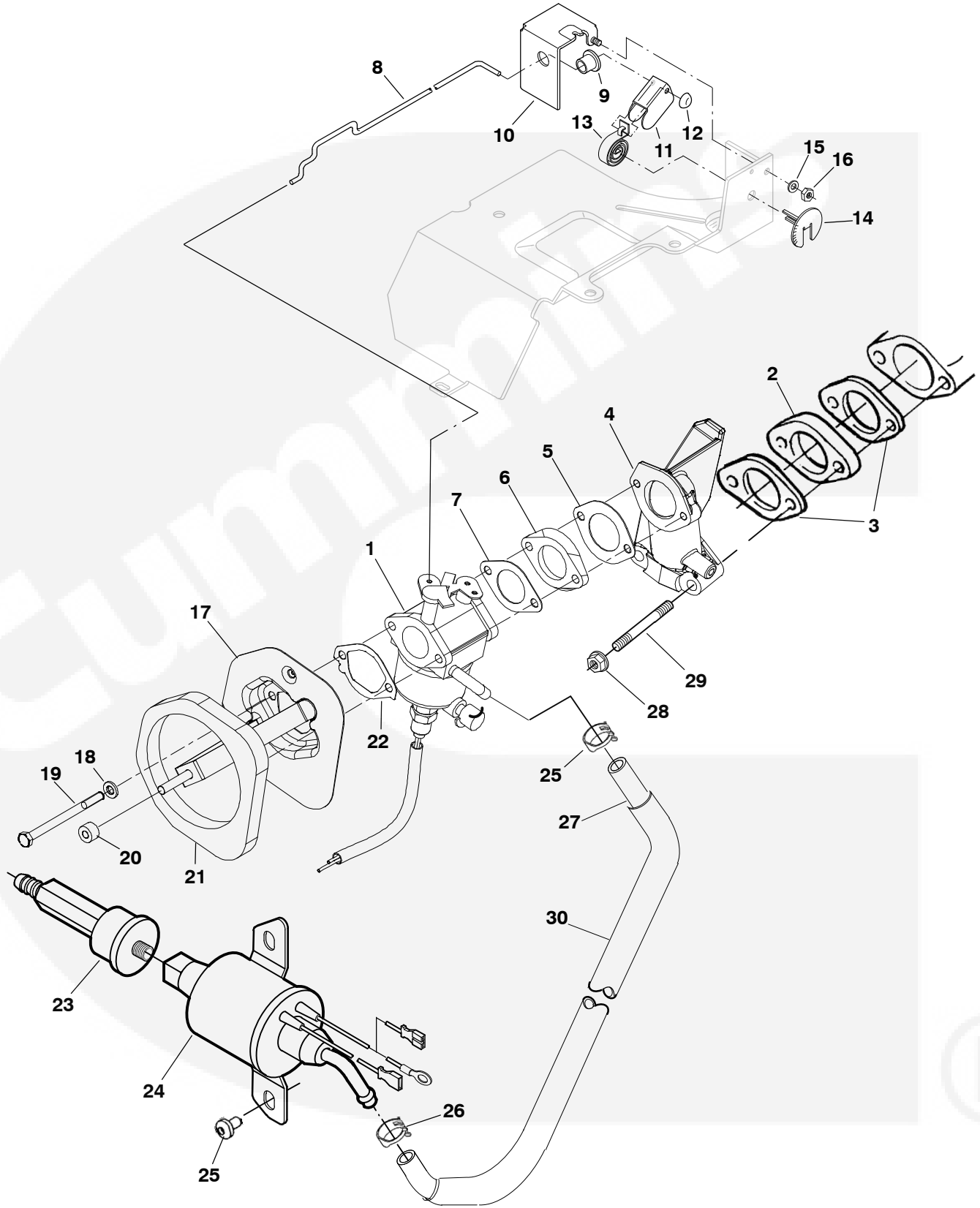


## Carburetor Gasoline (KY Spec A-H)

REF NO.	PART NO.	QTY USED	PART DESCRIPTION	REF NO.	PART NO.	QTY USED	PART DESCRIPTION
146-0646		1	Kit, (Parts Without Part Numbers are Not Sold Separately)	10	153-0638-01	1	Housing, Choke
			Solenoid (Spec B, C)	11	153-0659	1	Cover, Choke Element
			(For use with Carburetor 146-0743 (Includes Solenoid Valve Assy, Gaskets and Solenoid Holder)	12	517-0305	1	Cap, Dome
				13	153-0640	1	Element, Choke Thermostat
				14	153-0651-02	1	Cover, Choke Spec A-H
				15	526-0003	1	Washer, Flat (3/16")
				16	860-2005	1	Nut, Hex (M4 x .7mm)
				17			Adapter, Air Cleaner
146-0783		1	+Kit, Carburetor (Spec B-H)(Contains Parts in 146-0484)		145-0705-02	1	~ Spec D-H
			(For use with Carburetor 146-0765)(Includes Gaskets Marked, Parts Marked + Float, Float, Pin, Float Valve and Gaskets)	18	740-1004	2	Washer, Flat (M6)
				19	800-2046	2	Screw, Hex Head Cap (M6 x 1 x 80mm)
				20			Gasket, Carburetor Flange
					145-0617	1	* Spec A
					145-0695	2	~ Spec B-H
146-0651		1	Kit, Carburetor (Spec A-C)	21			Gasket, Air Cleaner Adapter
			(For use with Carburetors 146-0534 and 146-0743)		140-2586	1	*^ Spec A-D
			(Includes Gaskets Marked •, Parts Marked ^, Float, Gaskets, Float Valve, Float Pin and Main Limiter Cap)		140-2771-01	1	+~x Spec E-H
				22	149-2457	1	Filter, Fuel
				23	149-2311-01	1	Pump, Fuel (Electric) (E2) (Spade Terminal)
146-0759		1	Kit, Spec A (Includes Gaskets Marked •, Parts Marked * and Carburetor 146-0534)	24	823-1002-03	1	Screw, Pan Head Torx (M6 x 1 x 10mm)
			Spec B-C	25	503-1951-09	2	Clamp, Hose (.47")
				26		1	Hose, Fuel
					503-2735	1	Spec B-J (546mm)
146-0743		1	Kit, Emissions Conversion (Includes Gaskets Marked • and Parts Marked ~)	27	146-0646	1	Solenoid, Fuel Cutoff (Spec B-C Non Emissions Only) (E3)(Not Replaceable Spec D-J)
			(Converts to Emissions Carburetor 146-0765 introduced for Spec D)	28	898-1314-05	1	Sleeving, Convoluted
				29	870-2159	2	Nut, Flanged (M8 x 1.25mm)
				30	154-2818	2	Stud
146-0785		1	xKit, Spec D-H, (Includes Carb 146-0803 and Parts Marked x)				
1	146-0530	1	Insulator				• - Gaskets Included with Carburetors and Repair Kits.
2	154-2821	2	Gasket, Intake Manifold				◇ - Carburetor Part Numbers are embossed on the Carburetor.
3	154-2815-02	1	Manifold, Intake				* - Parts Included with Carburetor (Spec A)
4	146-0531	1	+x•Gasket, Manifold Insulator				~ - Parts Included with Emissions Carburetor Conversion Kit
5	146-0532	1	+Insulator				(Spec B-C)
6	146-0533	1	+x•Gasket, Carburetor				^ - Parts Included with Carburetor Repair Kit (Spec A-C)
7			◇Carburetor (Carburetor only)				+ - Parts Included in Carburetor Repair Kit (Begin Spec B and During Spec J)
	146-0534	1	Spec A				▷ - Parts Included with Carburetor (During Spec J)
	146-0743	1	Spec B-C				
	146-0765	1	Spec D-H				
8	153-0639	1	Linkage, Choke				
9	232-3720	1	Bearing, Flange				



# Carburetor, Gasoline (KY Begin Spec J and KYD)

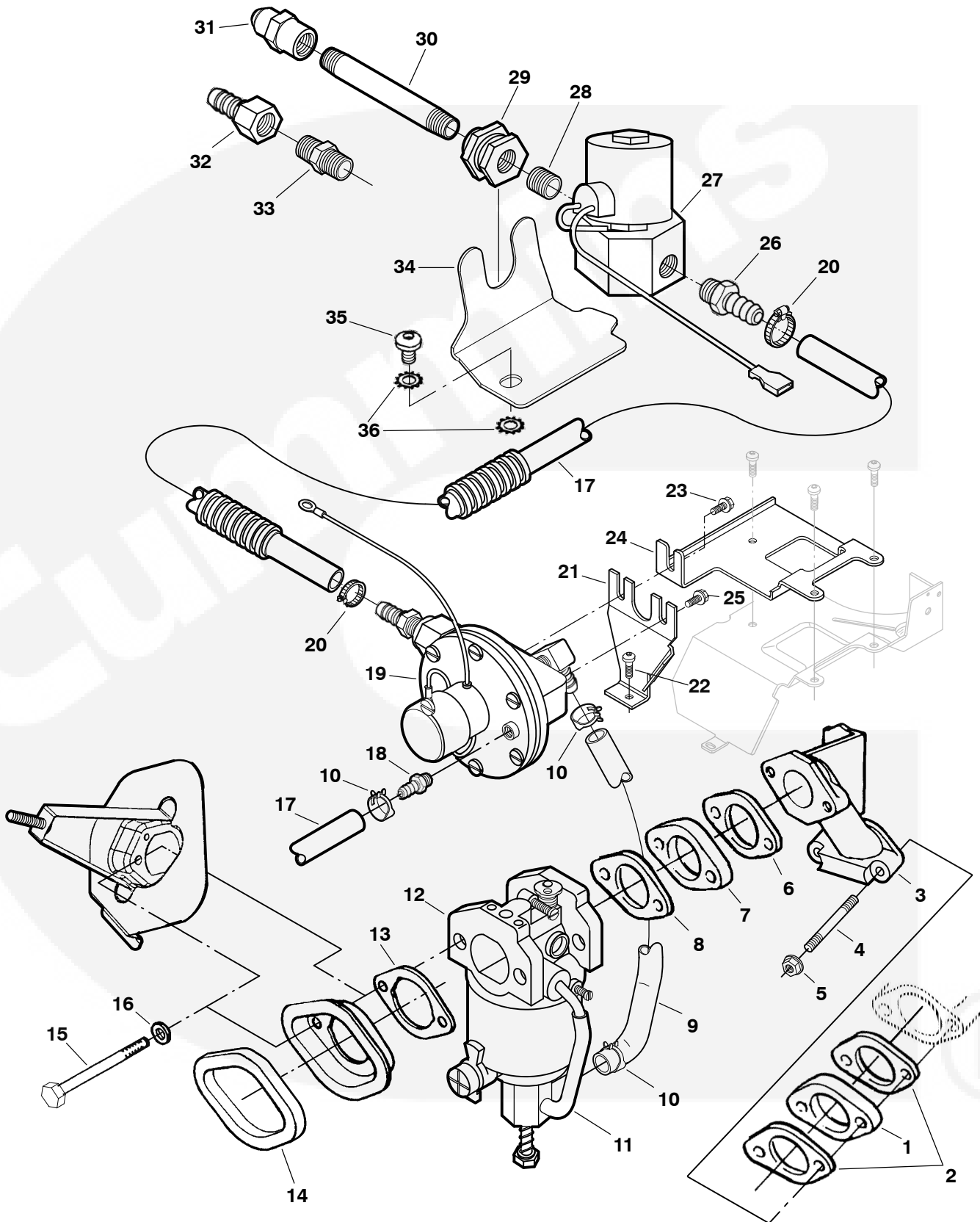


## Carburetor, Gasoline (KY Begin Spec J and KYD)

REF NO.	PART NO.	QTY USED	PART DESCRIPTION	REF NO.	PART NO.	QTY USED	PART DESCRIPTION
	A042P619	1	Kit, Carburetor (Non-Evap)	6	146-0532	1	+ Insulator, Carburetor
			(w/Carburetor A041D736 In	7	146-0533	1	+x Gasket, Carburetor
			cludes Gaskets Marked +,	8	153-0639	1	Linkage, Choke
			Float, Float Pin, Float Valve	9	232-3720	1	Bearing, Flange
			Covers Spec A-P)	10	153-0638-01	1	Housing, Choke
	146-0783	1	Kit, Carburetor (Spec B-H, J	11	153-0659	1	Cover, Choke Element
			thru S/N F120599) (For use	12	517-0305	1	Cap, Dome
			with Carburetor 146-0765)	13	153-0640	1	Element, Choke Thermostat
			(Includes Gaskets Marked ,	14	153-0651-02	1	Cover, Choke (KY Begin Spec
			Parts Marked +, Float, Float				and KYD)
			Pin, Float Valve and	15	526-0003	1	Washer, Flat (3/16")
			Gaskets) Includes	16	860-2005	1	Nut, Hex (M4 x .7mm)
			146-0784	17	145-0705-02	1	Adapter, Air Cleaner (KY Begin
	146-0784	1	+ <b>Obsolete</b> Kit Carburetor Pack				Spec D and KYD)
			age, Repair (Includes	18	740-1004	2	Washer, Flat (M6)
			Float, Float Valve,	19	800-2046	2	Screw, Hex Head Cap
			Float Pin, and Gaskets,				(M6 x 1 x 80mm)
			Float Chamber)	20	140-2536-06	1	Seal, Air Cleaner Spacer
1			Carburetor Only	21	145-0695	1	Gasket, Carburetor Flange
	146-0881	1	4KYFA-6747 Spec A-L	22	140-2771-01	1	+x Gasket, Air Cleaner Adapter
			(Evap)	23	149-2457	1	Filter, Fuel
	146-0803	1	All other KY Spec A-L	24	A029F889	1	Pump, Fuel (Electric) (E2)
			(Non-Evap)				(Ring Terminal)
	A041D744	1	4KYFA-6747 begin Spec M	25	823-1002-03	1	Screw, Pan Head Torx
			(Evap)				(M6 x 1 x 10mm)
	A041D736	1	All other KY begin Spec M	26	503-1951-09	2	Clamp, Hose
			(Non-Evap)	27	503-2735	1	Hose, Fuel (546mm)
2	146-0530	1	Insulator, Head	28	870-2159	2	Nut, Flanged (M8 x 1.25mm)
3	154-2821	2	Gasket, Intake Manifold	29	154-2818	2	Stud
4	154-2815-02	1	Manifold, Intake	30	898-1314-05	1	Sleeving, Convuluted
5	146-0531	1	+x Gasket, Manifold Insulator				



# Fuel System LP (KY Spec A-D)



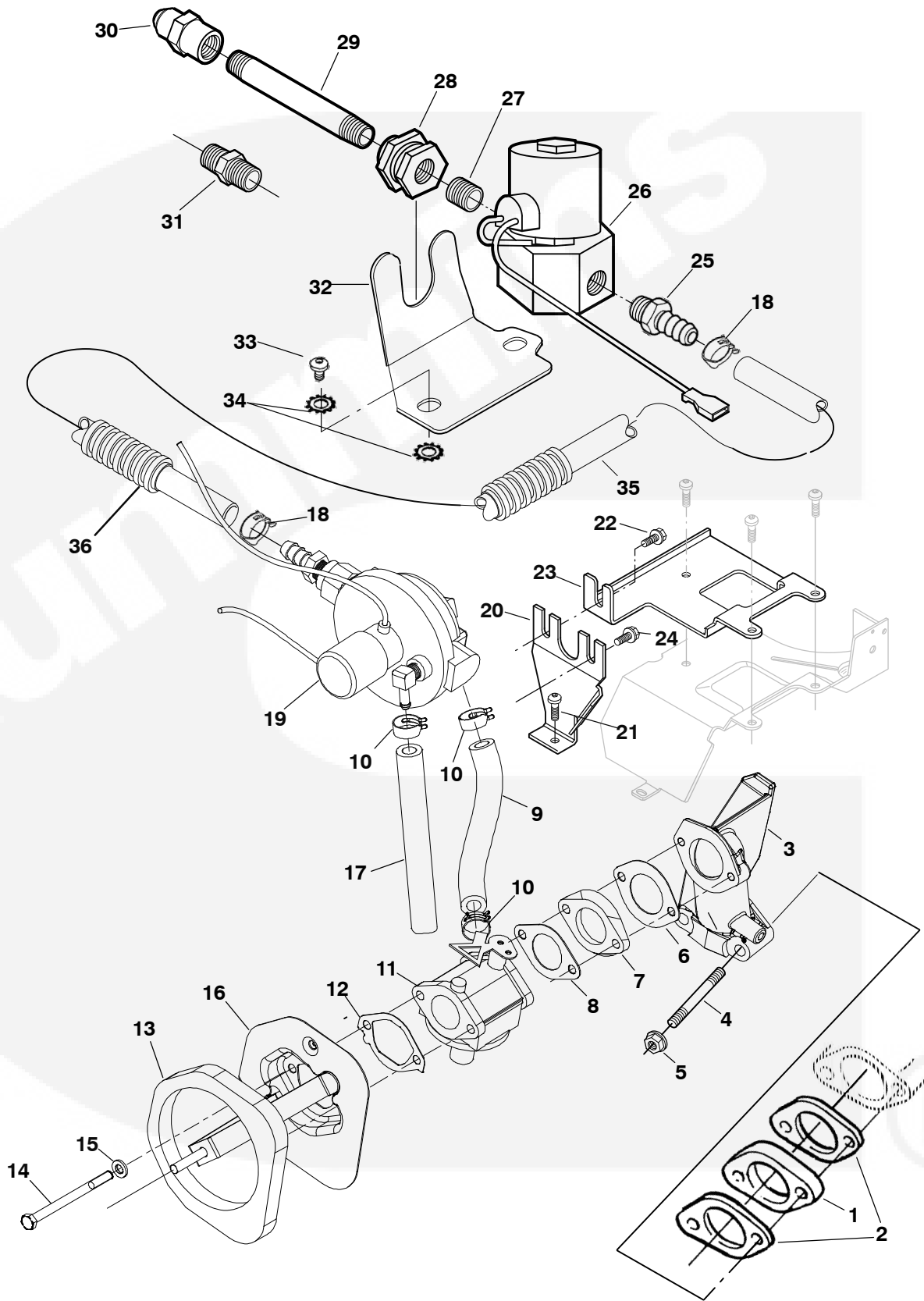


## Fuel System LP (KY Spec A-D)

REF NO.	PART NO.	QTY USED	PART DESCRIPTION	REF NO.	PART NO.	QTY USED	PART DESCRIPTION
1	146-0530	1	Insulator, Head	22	823-0003-06	1	Screw, Torx Pan Head Thread Forming (M6 x 12mm)
2	154-2821	2	Gasket, Intake Manifold				
3	154-2815-02	1	Manifold, Intake				
4	154-2818	2	Stud	23	821-0005	1	Screw, Lock Head Flange (10-32 x 1/2")
5	870-2159	2	Nut, Flanged (M8 x 1.25mm)				
6	146-0531	1	Gasket, Manifold Insulator	24	148-0985-02	1	Bracket, Regulator
7	146-0532	1	Insulator	25	821-0004	1	Screw, Flange Lock Hex (#10-32 x 5/16")
8	146-0533	1	Gasket, Carburetor	26	502-1162	1	Fitting, Barbed Hose
9	503-2006	1	Hose, Fuel (5.63" Lg) (.375 ID x .75 OD)	27		1	Valve Assy, Fuel (E3)
10	503-1851	3	Clamp, Hose		307-2501	1	LP Liquid sets
11	503-1418	1	Hose, Fuel		307-3079	1	LP Vapor sets
12	146-0722	1	Carburetor Kit, LPG	28	502-0047	1	Nipple, Close
13	140-2586	1	Gasket, Air Cleaner Adapter	29	502-1133	1	Coupling, Anchor
14			Gasket, Carburetor Flange	30	149-2523	1	Line, Inlet Fuel (KY Begin Spec B)(75 LG x 1/4-18 NPT)
	145-0617	1	Spec A				
	145-0695	1	Begin Spec B	31	502-1214	1	Connector, Female (1/4-18 NPT) (KY Begin Spec B and Spec 11276A)
15	800-2046	2	Screw, Hex Head Cap (M6 x 1 x 80mm)				
16	740-1004	2	Washer, Flat (M6)	32	502-1200	1	Fitting, Barbed Hose (Spec A Except Spec 11276A)
17	503-2015	2	Hose, Fuel (40") (.38 ID x .69 OD)	33			Nipple
18	502-0395	1	Connector, Hose (1/8 NPT x 1/4" ID) (Beginning Spec E, Hose Connector Supplied with Regulator)		505-0071	1	KY Spec 11276A
				34			Bracket, Solenoid
					307-2795-02	1	KY Spec A
					307-2997-02	1	KY Begin Spec B Obsolete
19	148-1013	1	Regulator (K2)(Includes Inlet Fitting)	35	823-1002-03	1	Screw, Torx Pan Head (M6 x 1 x 10mm)
20	503-1851	3	Clamp, Hose	36	856-0006	2	Washer, EIT Lock Torx (M6)
21	307-2831-02	1	Stiffener, Bracket				



Fuel System  
LP (KY Spec E-K and KYD Spec A)



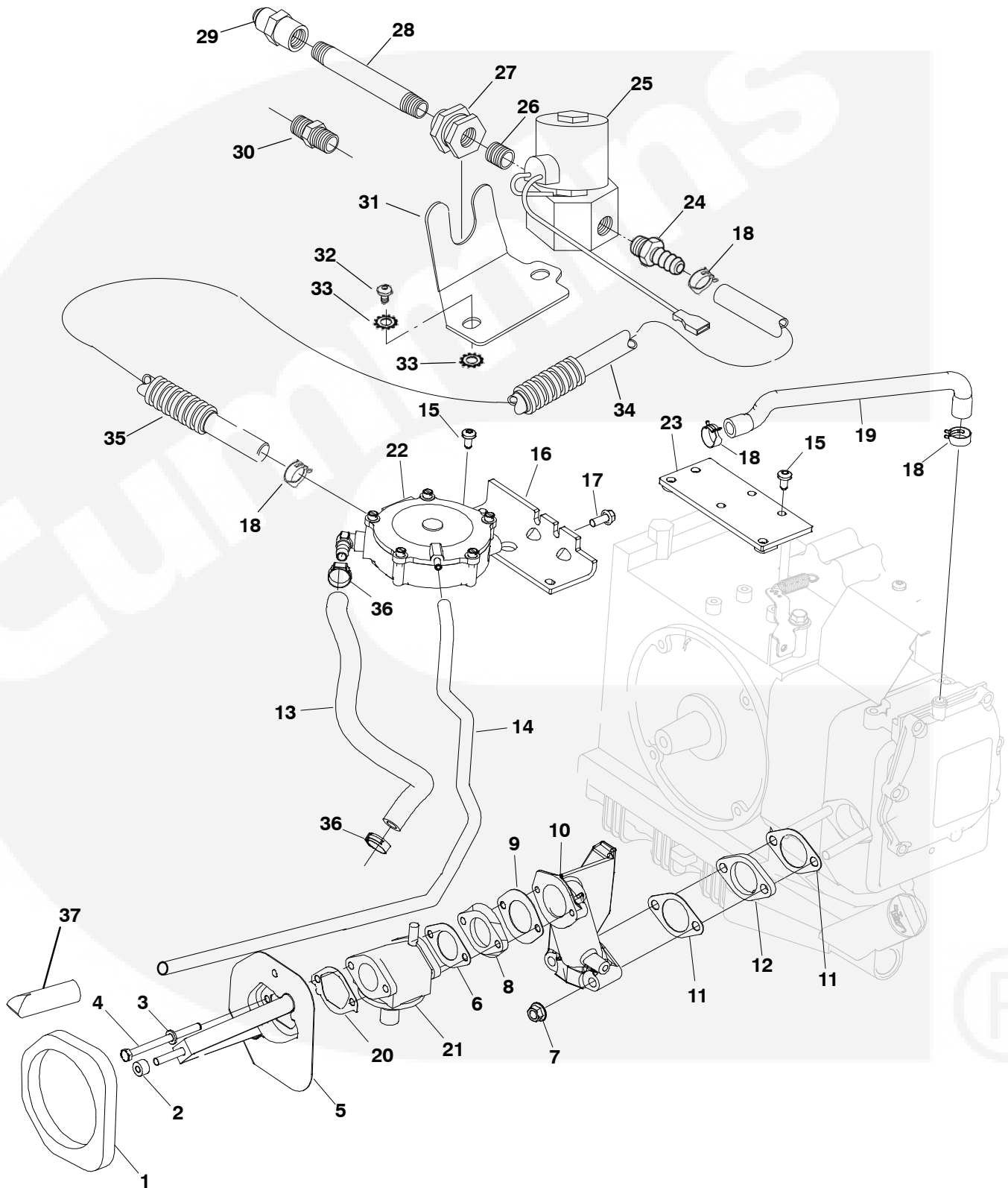
## Fuel System LP (KY Spec E-K and KYD)

REF NO.	PART NO.	QTY USED	PART DESCRIPTION	REF NO.	PART NO.	QTY USED	PART DESCRIPTION
	146-0722	1	Kit, Carburetor (Includes Parts Marked +)				(M6 x 12mm)
1	146-0530	1	Insulator, Head	22	821-0005	1	Screw, Lock Head Flange (10-32 x 1/2")
2	154-2821	2	Gasket, Intake Manifold	23	148-0985-02	1	Bracket, Regulator
3	154-2815-02	1	*Manifold, Intake	24	821-0004	1	Screw, Flange Lock Hex (#10-32 x 5/16")
4	154-2818	2	Stud	25	502-1162	1	Fitting, Barbed Hose
5	870-2159	2	Nut, Flanged (M8 x 1.25mm)	26	307-3079	1	Valve, Fuel (Shut Off)
6	146-0531	1	*+Gasket, Manifold Insulator	27	502-0047	1	Nipple, Close
7	146-0532	1	*Insulator	28	502-1133	1	Coupling, Anchor
8	146-0533	1	*+Gasket, Carburetor	29	149-2523	1	Line, Inlet Fuel (Begin Spec B) (75 LG x 1/4-18 NPT)
9	503-2006	1	*Hose, Fuel (5.63" Lg) (.375 ID x .75 OD)	30	502-1214	1	Connector, Female (1/4-18 NPT) (Begin Spec B and Spec 11276A)
10	503-1851	3	*Clamp, Hose	31	505-0071		Nipple
11	146-0668	1	*+Carburetor	32	307-2997-02	1	Bracket, Solenoid
12	140-2771-01	1	*+Gasket, Air Cleaner Adapter	33	823-1002-03	1	Screw, Torx Pan Head (M6 x 1 x 10mm)
13	145-0695	1	*Gasket, Carburetor Flange (KY Begin Spec B and KYD)	34	856-0006	2	Washer, EIT Lock Torx (M6)
14	800-2046	2	*Screw, Hex Head Cap (M6 x 1 x 80mm)	35	503-2015	1	Hose, LP Fuel
15	740-1004	2	*Washer, Flat (M6)	36	898-1196-24	1	Sleeving, Convoluted
16	145-0705-02	1	*Adapter, Air Cleaner				
17	503-2015	1	*Hose, Fuel (40") (.38 ID x .69 OD)				
18	503-1851	2	Clamp, Hose				
19	148-1013	1	Regulator (K2)				
20	307-2831-02	1	Stiffener, Bracket				
21	823-0003-06	1	Screw, Torx Pan Head Thread Forming				

\* - Parts Included in Carburetor Assy.



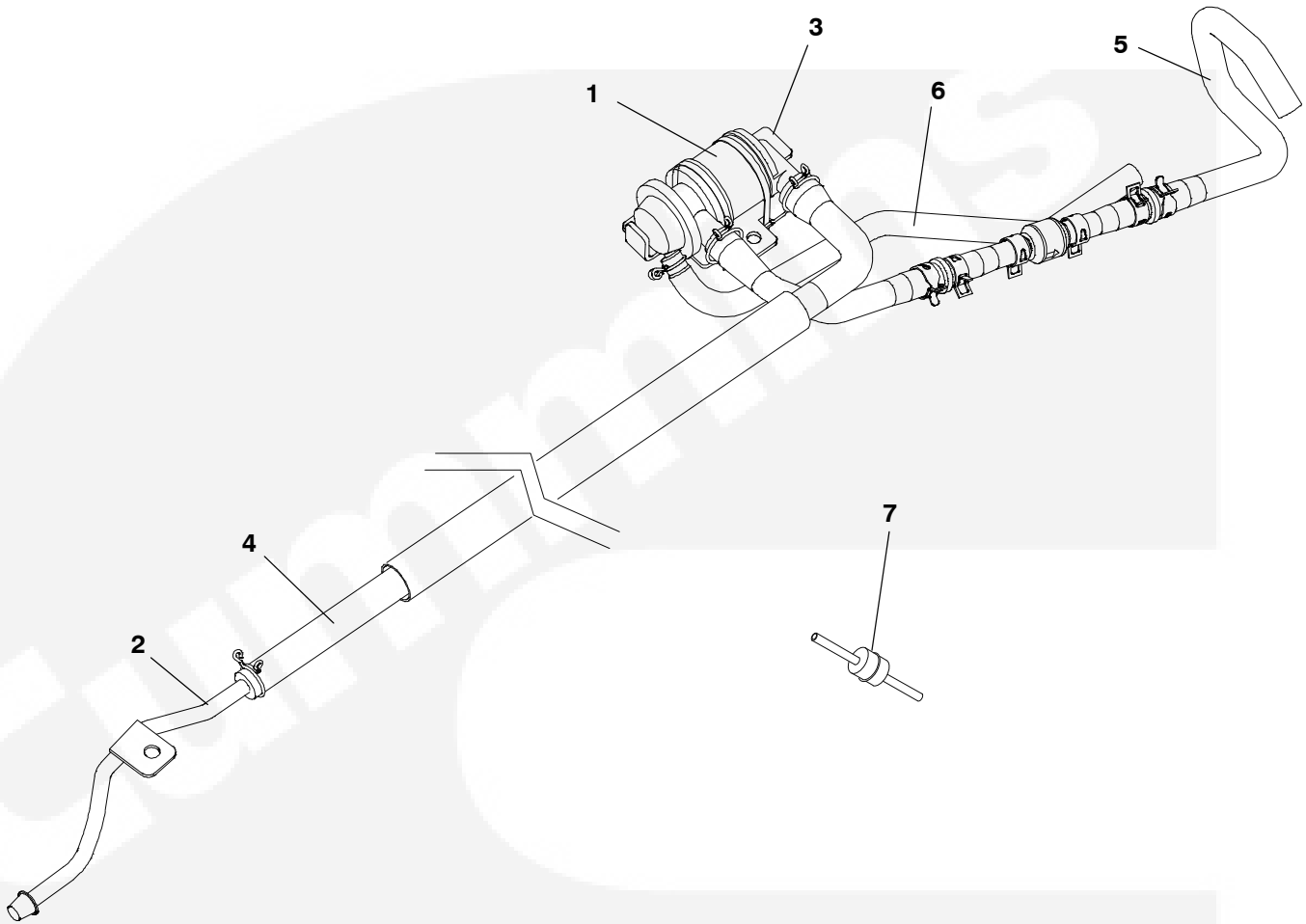
# Fuel System LP (KY Begin Spec L and KYD Spec B)



**Fuel System**  
**LP (KY Begin Spec L and KYD Begin Spec B)**

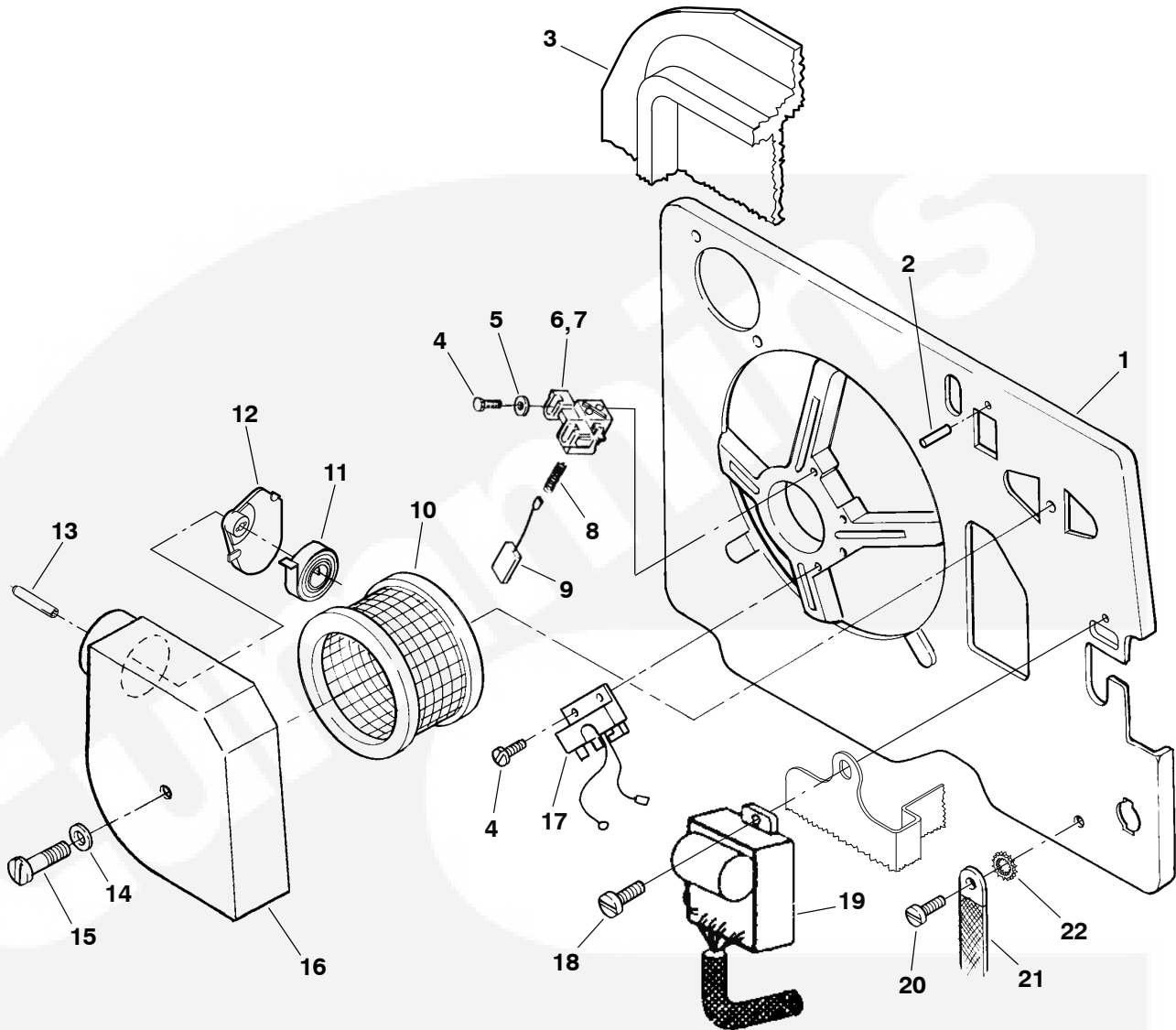
REF NO.	PART NO.	QTY USED	PART DESCRIPTION	REF NO.	PART NO.	QTY USED	PART DESCRIPTION
	541-1377	1	Kit Hose, Vent (Includes Hose, Cable Tie and Instructions)	20	140-2771-01	1	Gasket, Air Cleaner
1	145-0695	1	Gasket, Carburetor Flange	21	146-0829	1	Mixer
2	140-2536-06	1	Seal, Air Cleaner Spacer	22	148-1266	1	Regulator, Fuel
3	740-1004	2	Washer, Flat (M6)	23	148-1264-02	1	Bracket, Fuel Regulator
4	800-2046	2	Screw, Hex Head Cap (M6 x 1 x 80mm)	24	502-1162	1	Fitting, Barbed Hose
5	145-0705-02	1	Adapter, Air Cleaner	25	307-3079	1	Valve, Fuel (Shut Off)
6	146-0533	1	Gasket, Carburetor	26	502-0047	1	Nipple, Close
7	870-2159	2	Nut, Locking Flange	27	502-1133	1	Coupling, Anchor
8	146-0532	1	Insulator, Carb	28	149-2523	1	Line, Inlet Fuel (Begin Spec B) (75 LG x 1/4-18 NPT)
9	146-0531	1	Gasket, Insulator	29	502-1214	1	Connector, Female (1/4-18 NPT) (Begin Spec B and Spec 11276A)
10	154-2815-02	1	Elbow, Intake (Machine)				
11	154-2821	2	Gasket, Intake Elbow	30	505-0071		Nipple
12	146-0530	1	Insulator, Head	31	307-2997-02	1	Bracket, Solenoid
13	503-2143-05	1	Hose, Vapor LPG (.69OD x 11.8")	32	823-1002-03	1	Screw, Torx Pan Head (M6 x 1 x 10mm)
14	503-2289-06	1	Hose, Vent (.19ID x 22")	33	856-0006	2	Washer, EIT Lock Torx (M6)
15	823-0003-02	6	Screw, Pan Head Torx Thread Form (M6 x 1 x 14mm)	34	503-2015	1	Hose, LP Fuel
16	148-1265-02	1	Bracket, Fuel Regulator	35	898-1196-24	1	Sleeving, Convoluted
17	821-0018	2	Screw, Locking Head (1/4-20 x 5/8")	36	503-2309	2	Clamp, Hose
18	503-1851	4	Clamp, Hose	37	541-1377	1	Kit, Filter (Vent Hose) (Includes Filter, Cable Tie & Instruction Sheet)
19	123-1917	1	Tube, Breather				

## Fuel System EVAP Gasoline System



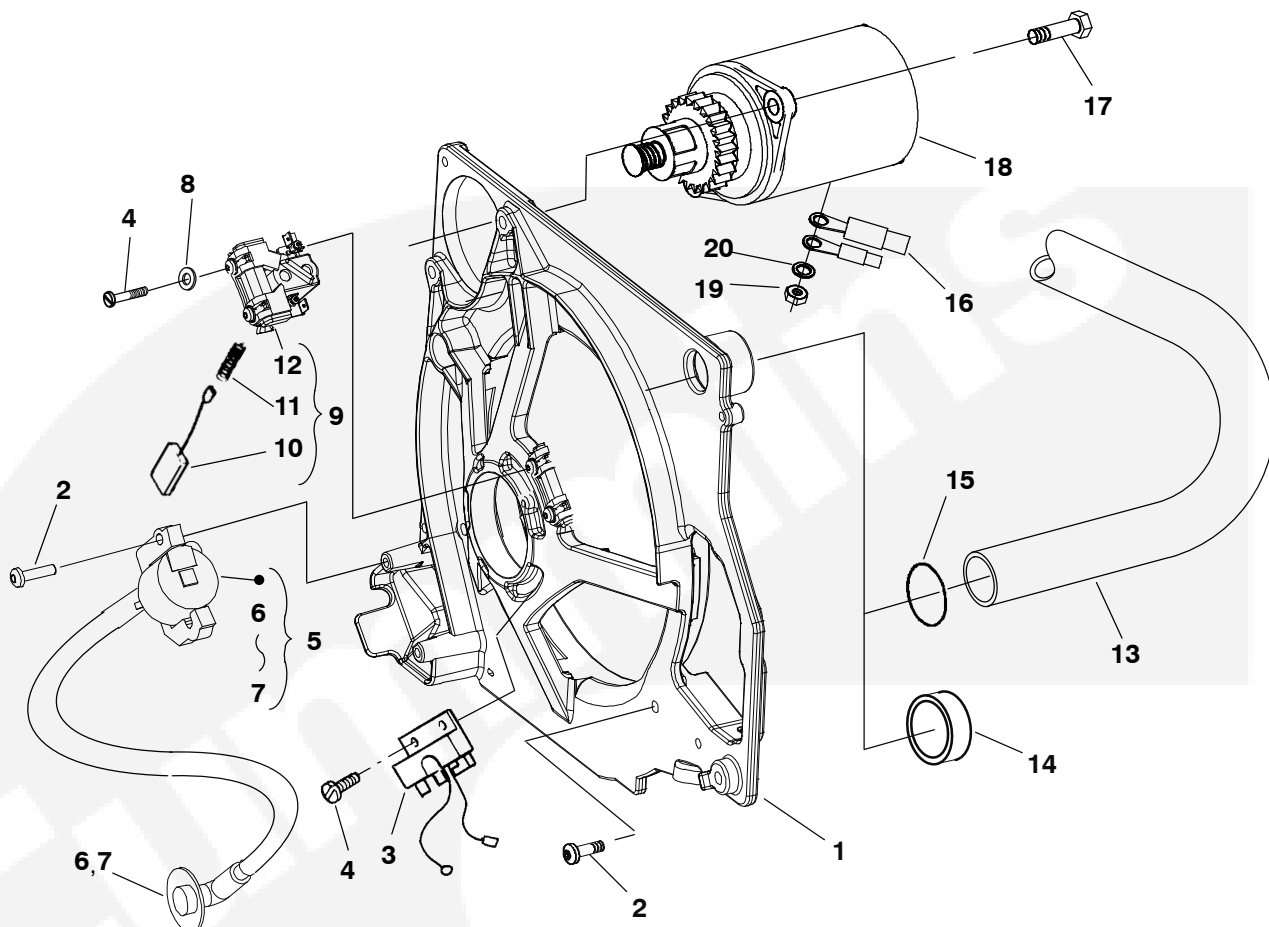
REF NO.	PART NO.	QTY USED	PART DESCRIPTION	REF NO.	PART NO.	QTY USED	PART DESCRIPTION
1	110-3972	1	Spring, Valve	5	503-3069	1	Hose, Fuel
2	A026N404	1	Tube, Breather	6	503-2878	1	Hose, Fuel
3	148-1341-02	1	Bracket	7	123-2397	1	Valve, PCV
4	503-2879	1	Hose, Fuel				

## Endbell (KY Spec A)



REF NO.	PART NO.	QTY USED	PART DESCRIPTION	REF NO.	PART NO.	QTY USED	PART DESCRIPTION
1	211-0437	1	Endbell, Obsolete	14	526-0018	1	Washer, Flat (1/4)
2	516-0151	1	Pin, Roll	15	800-0017	1	Screw, Hex Head Cap (1/4-20 x 3-1/2")
3	509-0274-02	1	Seal, Endbell	16	140-2576	1	Cover, Air Cleaner
4	823-0002-09	4	Screw, Pan Head Torx (M4 x .7 x 12mm)	17	160-1358-S0	1	Magneto
5	526-0003	2	Washer, Flat (#8)	18	823-0003-04	1	Screw, Torx Pan Head (M6 x 1 x 25mm)
6	212-1283-S0	1	Block Assy, Brush (Includes Brush, Spring and Block)	19			Regulator, Voltage (VR1)
7	212-1282-S0	1	Block, Brush		305-0851	1	60 Hz
8	212-1276-03	2	Spring, Generator Brush		305-0866	1	50 Hz
9	214-0103	2	Brush, Generator	20	823-0007-01	1	Screw, Pan Head (M8 x 1.25 x 20mm)
10	140-2609	1	Element, Air Cleaner	21	337-2312	1	Strap, Bond
11	153-0641	1	Element, Thermostat Preheat	22	856-0008	1	Washer, EIT Lock (5/16")
12	145-0561	1	Cover, Air Filter Thermostat				
13	145-0615	1	Rod, Air Inlet				

## Endbell (KY Begin Spec B and KYD)

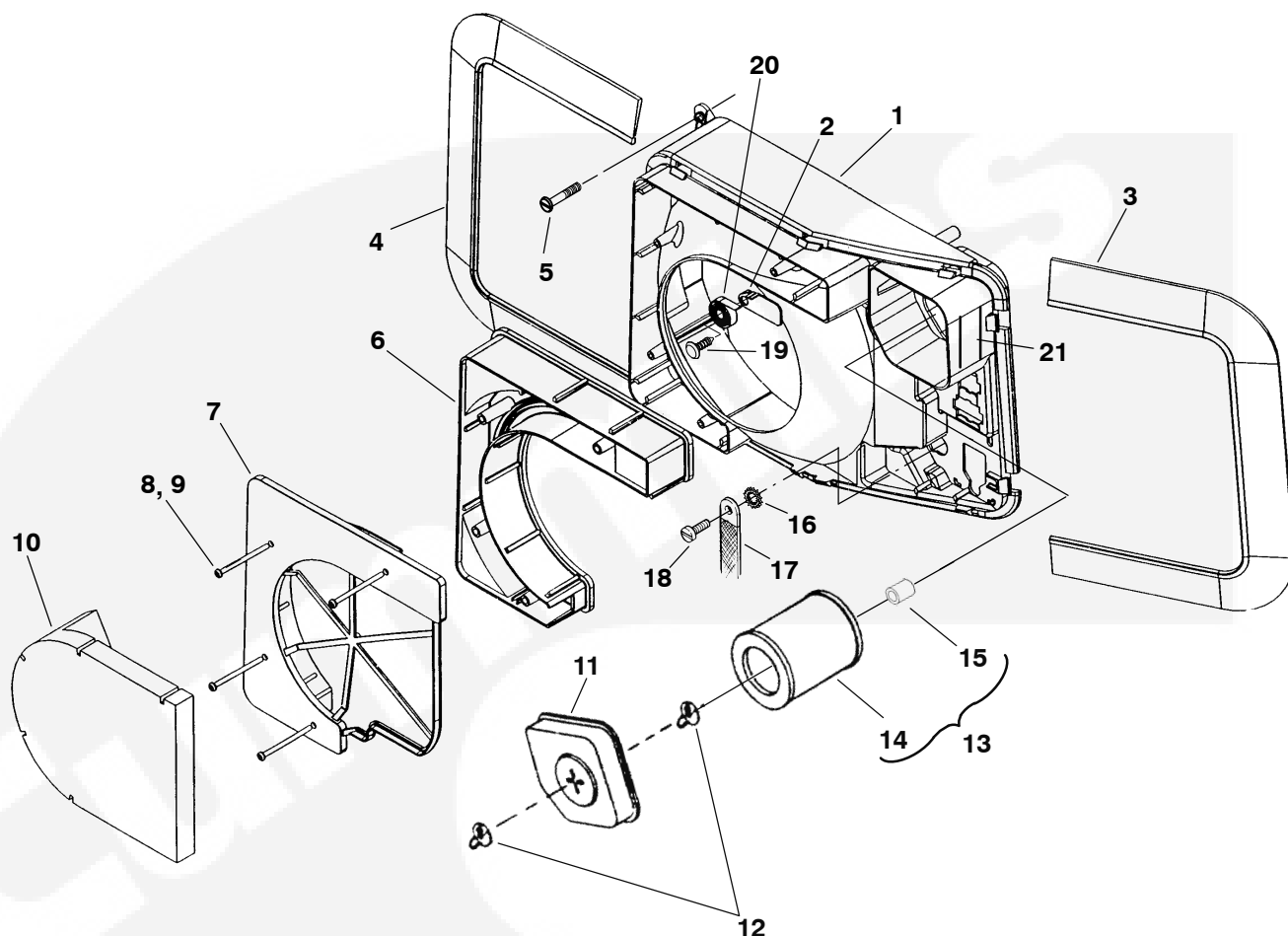


REF NO.	PART NO.	QTY USED	PART DESCRIPTION	REF NO.	PART NO.	QTY USED	PART DESCRIPTION
1			Endbell				Brush, Spring and Block)
	211-0460	1	KY Spec B-H	10	214-0103	2	*Brush, Generator
	211-0497-00	1	Gasoline (KY Begin Spec J and KYD)(Includes Parts Marked *)	11	212-1276-03	2	*Spring, Generator Brush
	211-0497-01	1	LP (KY Begin Spec J and KYD)(Includes Parts Marked *)	12	212-1282-S0	1	*Block, Brush
				13	503-1351	1	+Hose, Preheat (Gasoline Units) (KY Spec B-H and Part of J)
2			Screw, Pan Head Torx Thread Forming (M6 x 25mm)	14	517-0103	1	Plug (LP Units)
	823-0003-04	4	KY Spec G-H	15	509-0313	1	+O'Ring (Gasoline Units) (KY Spec B-H and Part of J)
	823-0003-04	6	KY Begin Spec J and KYD	16			Cable, Starter
3	160-1358-S0	1	+Magneto (G2) (KY Spec B-H and KYD)		226-4297	1	KY Spec B-H
					226-4795	1	KY Begin Spec J and KYD
4			Screw, Pan Head Torx (M4 x .7 x 16mm)	17	815-0781	2	Screw, Hex Washer Head Cap (M8 x 1.25 x 30mm)
	823-0002-09	4	KY Spec B-H	18			Starter
	823-0002-09	2	* KY Begin Spec J and KYD		191-2351	1	KY Spec B-J
5	166-0866	1	Coil Ignition (KY Begin Spec J and KYD, Includes Boot and Terminal)		191-2312	1	KY Begin Spec K and KYD
				19	862-0001	1	Nut, Hex
6	167-0267	1	Terminal, Spark Plug	20	850-0040	1	Washer, Lock-Spring (1/4")
7	167-1627	1	Boot, Spark Plug				
8	526-0003	2	*Washer, Flat (3/16")				
9	212-1283-S0	1	*Block Assy, Brush (Includes				

\* - Parts Included with Endbell Beginning Spec J.  
+ - Eliminated During Spec J.



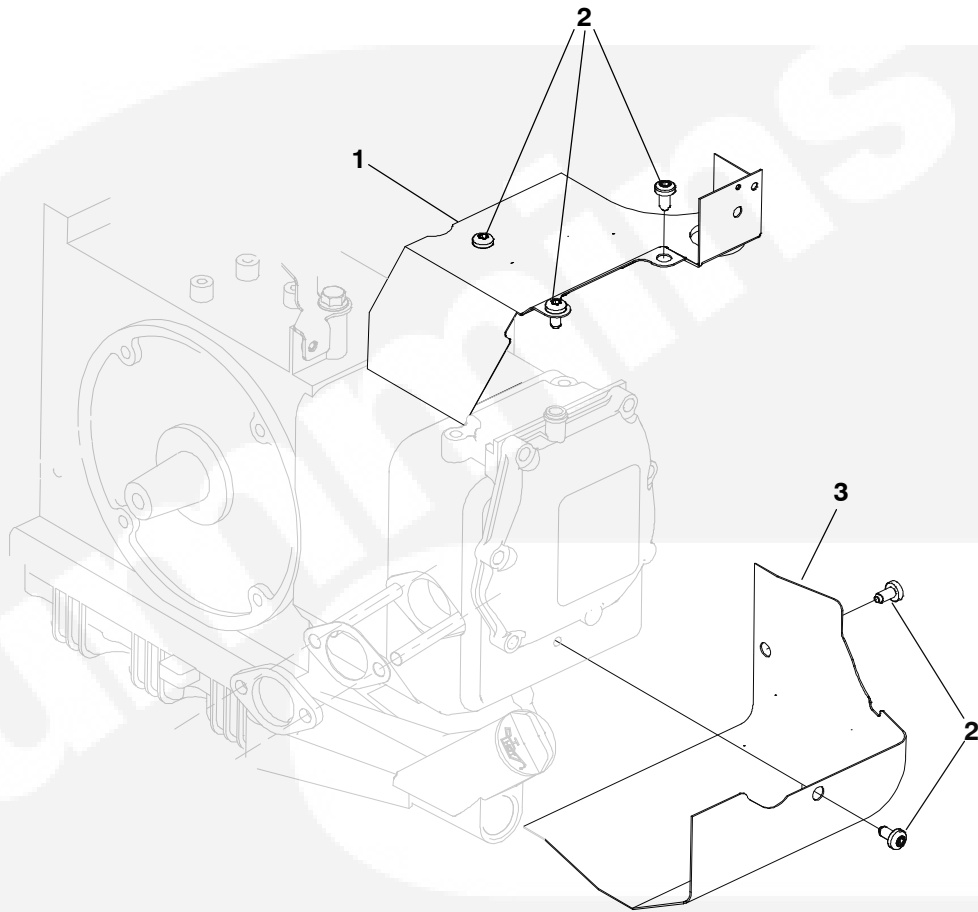
## Air Housing (KY Begin Spec B and KYD)



REF NO.	PART NO.	QTY USED	PART DESCRIPTION	REF NO.	PART NO.	QTY USED	PART DESCRIPTION
1			Housing, Air	13	140-3295	1	Kit, Air Filter (Includes Parts Marked *)
	134-5029	1	KY Spec B-H	14	140-3280	1	*Element, Air Cleaner
	134-5213	1	KY Begin Spec J and KYD	15	140-2536-06	1	*Seal, Air Cleaner Spacer
2	140-2855	1	Door, Preheat (Gasoline Units)	16	856-0008	1	Washer, EIT Lock (5/16")
3	509-0308	1	Seal, Air (Right)	17			Strap, Bond
4	509-0305	1	Seal, Air (Left)		337-2312	1	KY Spec B-H
5	823-0009-01	4	Screw, Torx Pan Head Thread Forming (M6 x 1 x 20mm)		337-3467	1	KY Begin Spec J and KYD
6	134-5031	1	Resonator, Intake	18	821-0018	1	Screw, Pan Head Thread Forming (M8 x 1.25 x 25mm)
7	134-5032	1	Cover, Resonator	19	518-0649	1	Clip, Push-On (Gasoline Units)
8	815-0838-02	4	Screw, Torx Pan Head Thread Forming	20	153-0664	1	Element, Thermostat (Gasoline Units)
9	526-0012	4	Washer, Flat (5.551D x 19.050 x 8)	21	98-6769	1	*Label, Air Cleaner
10	405-4896	1	Insulation, Inlet Baffle				
11	140-2820-01	1	Cover, Air Cleaner				
12	865-0029	2	Nut, Wing				

\* - Parts Included in Air Filter Kit

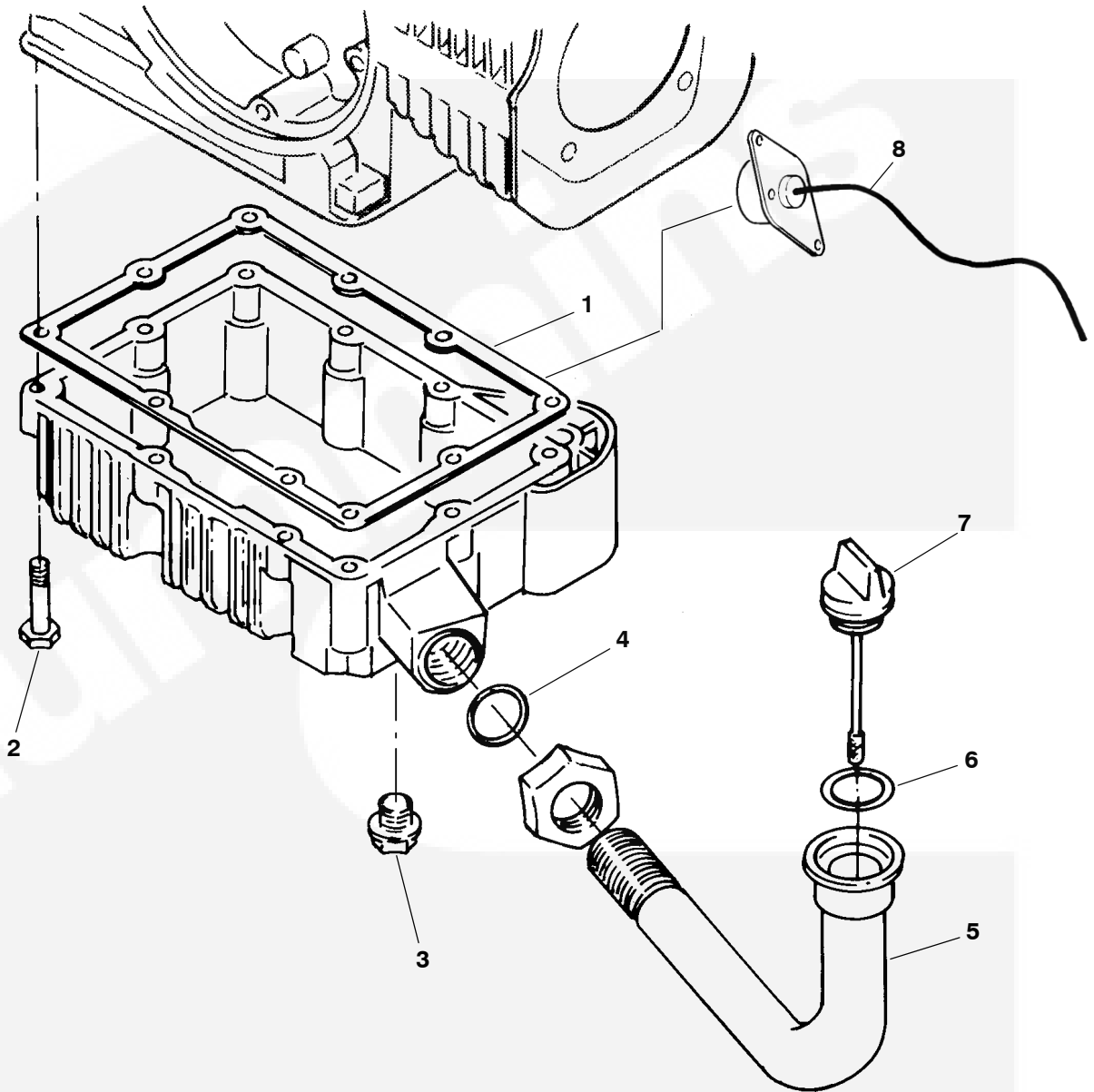
## Air Cylinder



REF NO.	PART NO.	QTY USED	PART DESCRIPTION
1	134-4919-01	1	Cover, Air Cylinder
2			Screw, Torx Pan Head Thread Forming (M6 x 1 x 12mm)
	815-0578	5	Gasoline
	815-0578	2	LP
3	134-5119	1	Wrapper, Air Cylinder

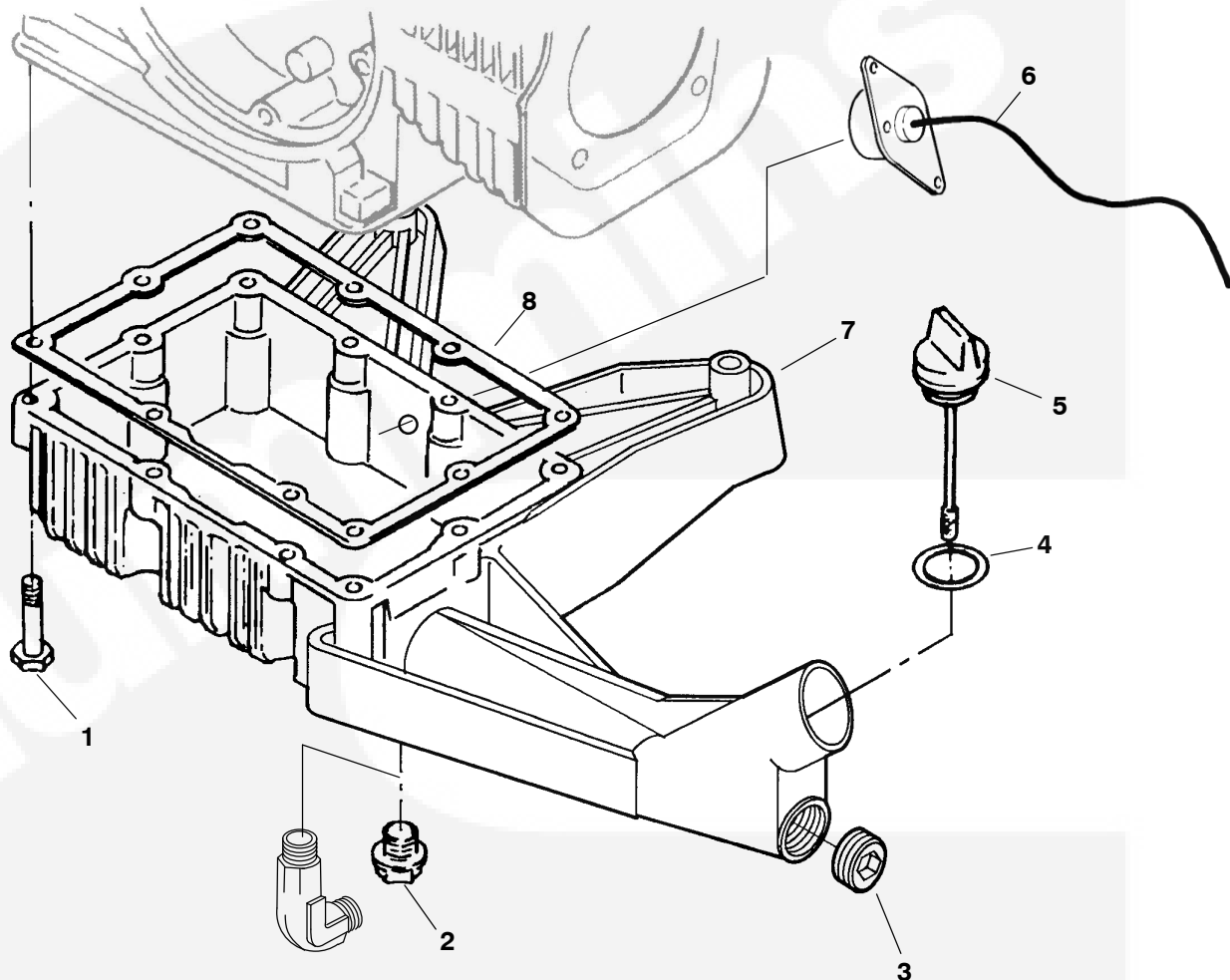


**Oil Base  
(KY Spec A)**



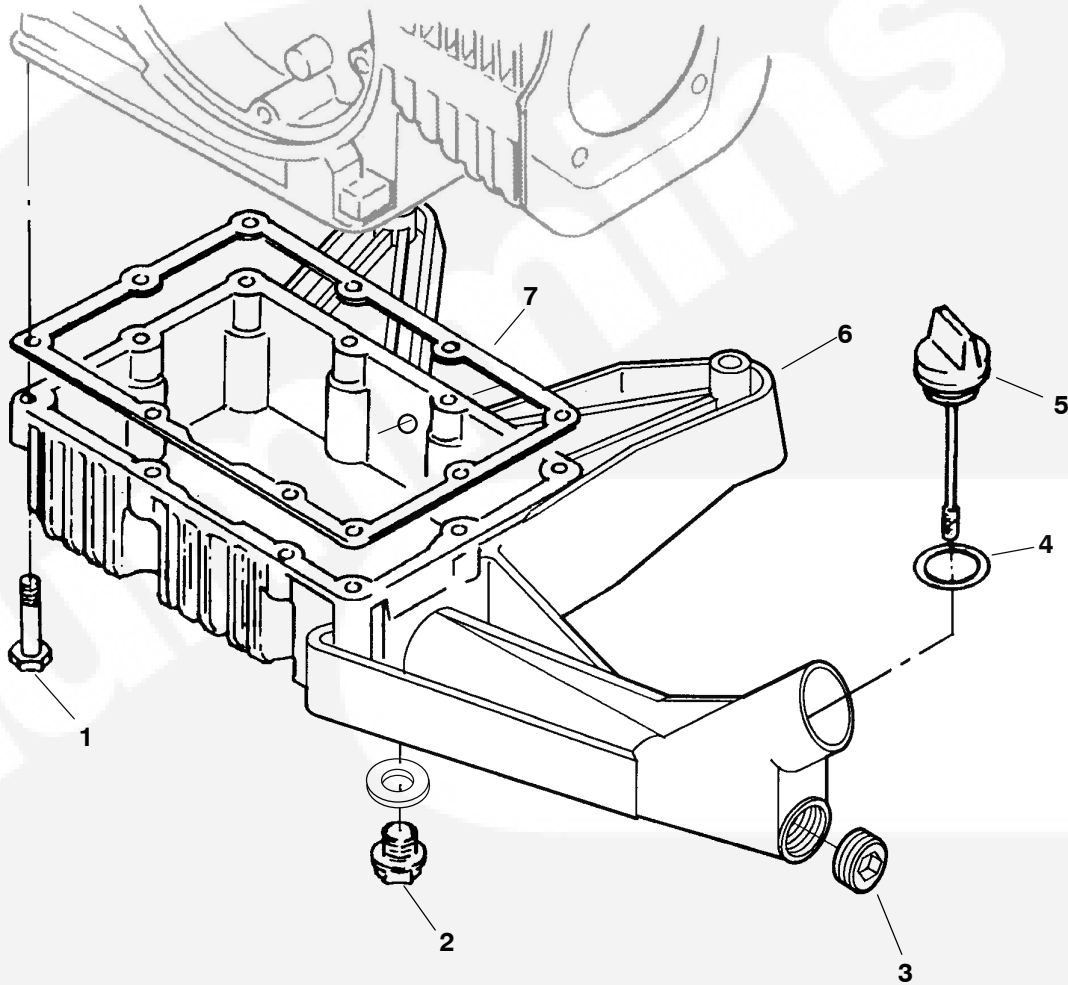
REF NO.	PART NO.	QTY USED	PART DESCRIPTION	REF NO.	PART NO.	QTY USED	PART DESCRIPTION
1	102-1412	1	Gasket, Oil Base	5	123-1944-01	1	Tube, Oil Fill
2	815-0829-01	10	Screw, Hex Washer Head (M8 x 1.25 x 35mm)	6	509-0142	1	O'Ring
3	502-0153	1	Plug, Hex Head Drain (1/4")	7	123-1953	1	Indicator, Oil (Includes O'Ring)
4	509-0282-02	1	O'Ring	8	308-1059	1	Switch, Oil Level (S2)

## Oil Base (KY Begin Spec B and KYD)



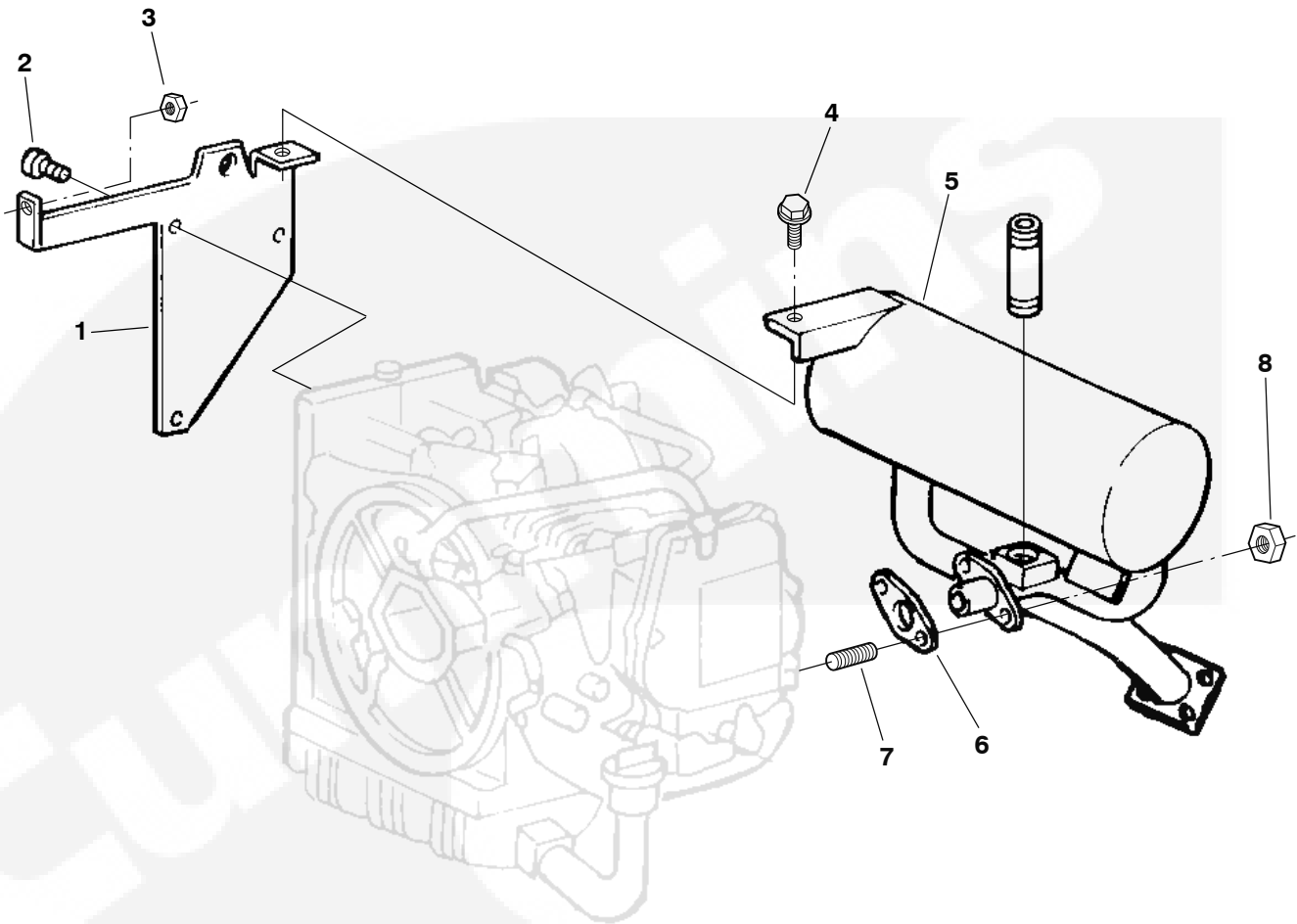
REF NO.	PART NO.	QTY USED	PART DESCRIPTION	REF NO.	PART NO.	QTY USED	PART DESCRIPTION
1	815-0829-01	10	Screw, Hex Head Cap (M8 x 1.25 x 35mm)	5	123-2015	1	Indicator, Oil (Includes O'Ring)
2	502-0153	1	Plug, Drain (1/4-14 NPT) (All Specs Except 11320)	6	308-1059	1	Switch, Oil Level (S2) (KY Spec B-F Only)
3	505-1492-02	1	Plug, Drain (3/4-14 NPT)	7	102-1444	1	Base, Oil
4	509-0307	1	O'Ring	8	102-1412	1	Gasket, Oil Base

**Oil Base**  
**(Begin Spec 3.6KY Spec M and 4.0KY Spec L)**



REF NO.	PART NO.	QTY USED	PART DESCRIPTION	REF NO.	PART NO.	QTY USED	PART DESCRIPTION
1	A028X564	10	Screw, Hex Head Cap (M8 x 1.25 x 35mm)	6	123-2015	1	Indicator, Oil (Includes O'Ring)
2	181-0490	1	Washer	7	102-1444	1	Base, Oil (Begin Spec B)
3	181-0489	1	Plug, Drain	8	102-1412	1	Gasket, Oil Base
4	A028V611	1	Plug, Drain (3/4-14 NPT)				
5	509-0307	1	O'Ring				

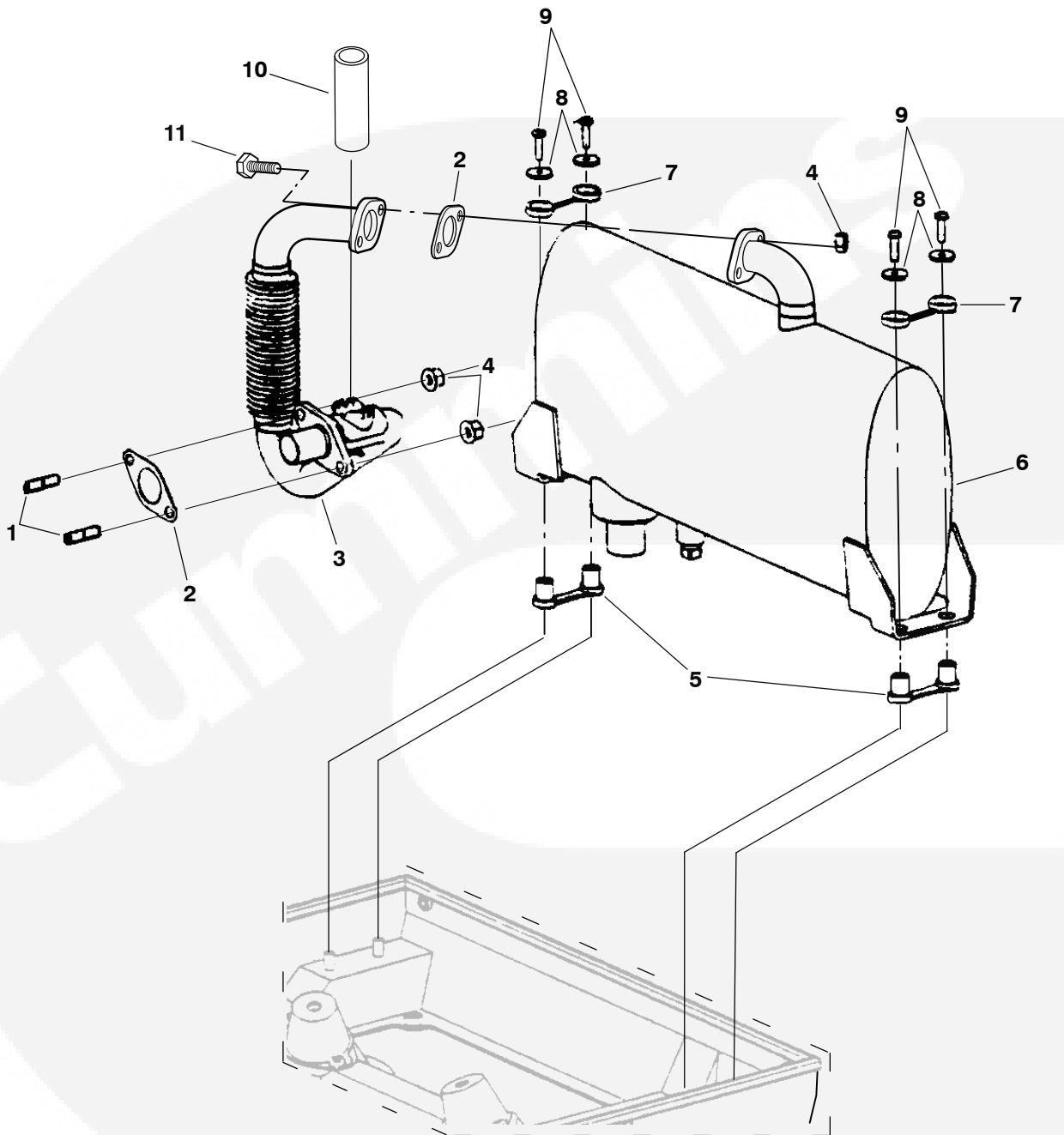
## Exhaust (KY Spec A)



REF NO.	PART NO.	QTY USED	PART DESCRIPTION	REF NO.	PART NO.	QTY USED	PART DESCRIPTION
1	155-2683-02	1	Bracket, Muffler	5	155-2678	1	Muffler
2	823-0007-01	2	Screw, Torx Pan Head (M8 x 1.25 x 20mm)	6	154-2816	1	Gasket, Exhaust
3	870-0236	1	Nut, Hex (#10-32)	7	520-2216	2	Stud, Exhaust
4	821-2046	1	Screw, Locking Flange (M8 x 1.25 x 20mm)	8	870-2055	2	Nut, Locking Flange Hex (M8 1.25)

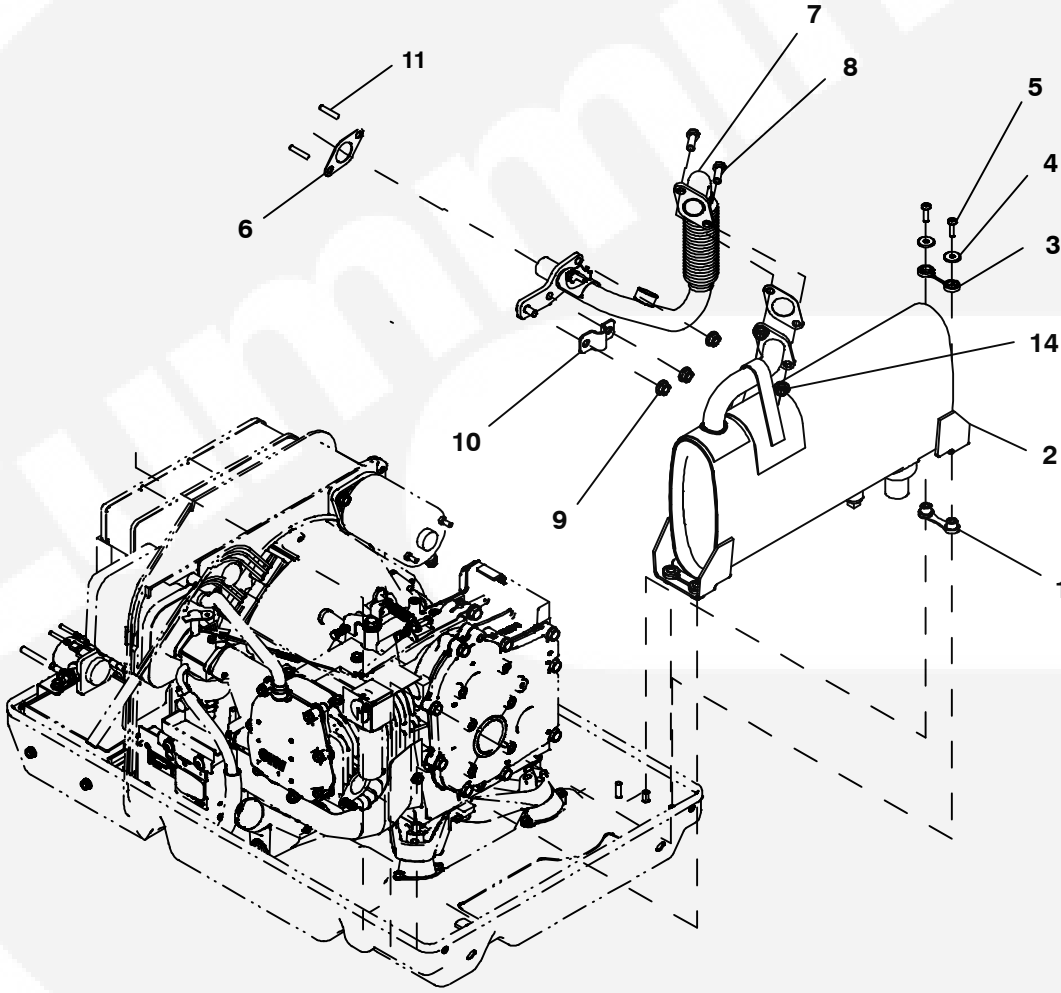


## Exhaust (KY Spec B-N)



REF NO.	PART NO.	QTY USED	PART DESCRIPTION	REF NO.	PART NO.	QTY USED	PART DESCRIPTION
1			Stud, Exhaust	6	155-2783	1	Muffer
	520-2216	2	KY Spec B-H	7	402-0678	2	Isolator, Top Muffer
	520-2215	2	KY Begin Spec J	8	526-0011	4	Washer, Flat (#10)
2	154-2816	2	Gasket, Exhaust	9	823-1006-06	4	Screw, Pan Head Machine (M5 x .8 x 20mm)
3	154-2975	1	Manifold, Exhaust (Includes Tube)	10	503-1533-03	1	Hose, PreHeat
4	870-2193-04	4	Nut, Torque Hex (M8)	11	800-2057	2	Screw
5	402-0675	2	Isolator, Bottom Muffer				

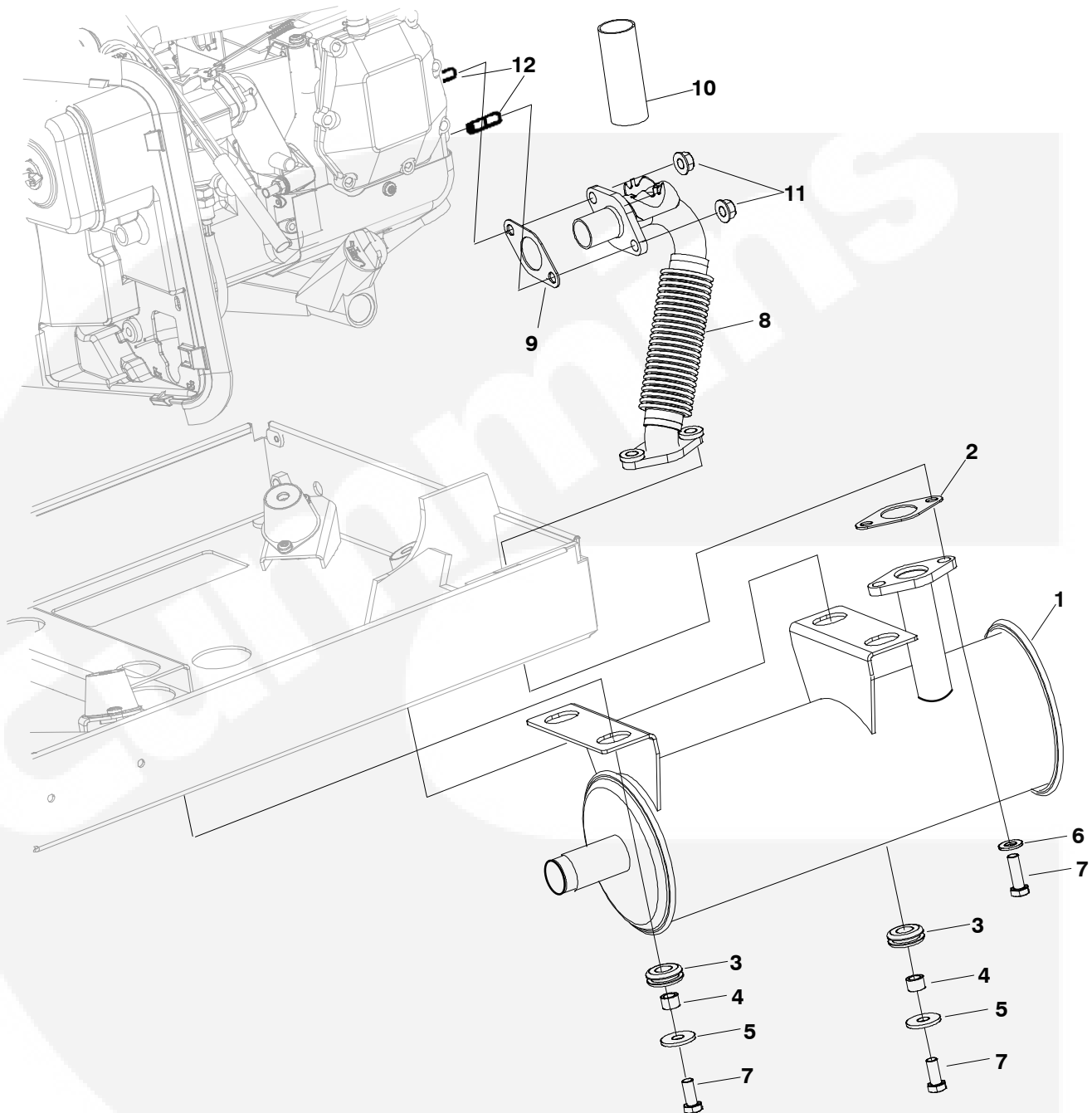
**Exhaust Installation KY (60Hz)  
 (4KYFA26100 Begin Spec P)  
 (4KYFA6747 Begin Spec P)  
 (3.6KYFA26120 Begin Spec P)**



REF NO.	PART NO.	QTY USED	PART DESCRIPTION	REF NO.	PART NO.	QTY USED	PART DESCRIPTION
1	402-0675	2	Mount, Isolating	7	A034T222	1	Manifold, Exhaust
2	A034F778	1	Silencer, Exhaust	8	800-2058	2	Screw, Hex Head
3	402-0678	2	Isolator, Muffler	9	870-0557	5	Nut, Flange
4	526-0011	4	Washer, Flat	10	A041H375	1	Clamp
5	823-1006-06	4	Screw, Pan Head	11	520-2215	2	Stud, Exhaust
6	154-2816	2	Gasket				



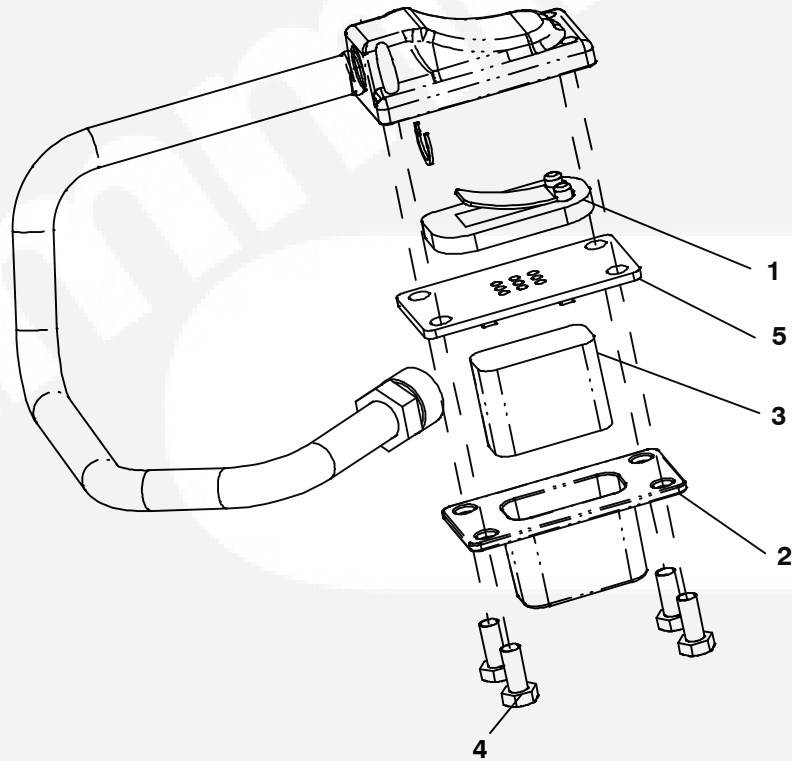
## Exhaust (KYD)



REF NO.	PART NO.	QTY USED	PART DESCRIPTION	REF NO.	PART NO.	QTY USED	PART DESCRIPTION
	541-0916	1	Kit, Muffler (Includes Parts Marked *)	9	154-2816	1	Gasket, Exhaust Manifold
1	155-4046	1	*Muffler	10	503-1533-03	1	Hose, Preheat (3")
2	154-2816	1	*Gasket, Exhaust Muffler	11	870-0557	2	Nut, Hex Flange (M8 X 1.25mm)
3	508-1194	4	*Grommet	12	520-2215	2	Stud, Exhaust
4	155-4084	4	*Spacer, Muffler (Isolator)				
5	526-0113	4	*Washer, Flat				
6	526-0115	2	*Washer, Flat (5/16")				
7	800-0026	6	*Screw, Hex Head (5/16-18NC x 3/4")				
8	155-4063	1	Pipe, Exhaust	12	A034L017	1	Module, Secondary Air Injection (LP)
					A041L448	1	(Gas)

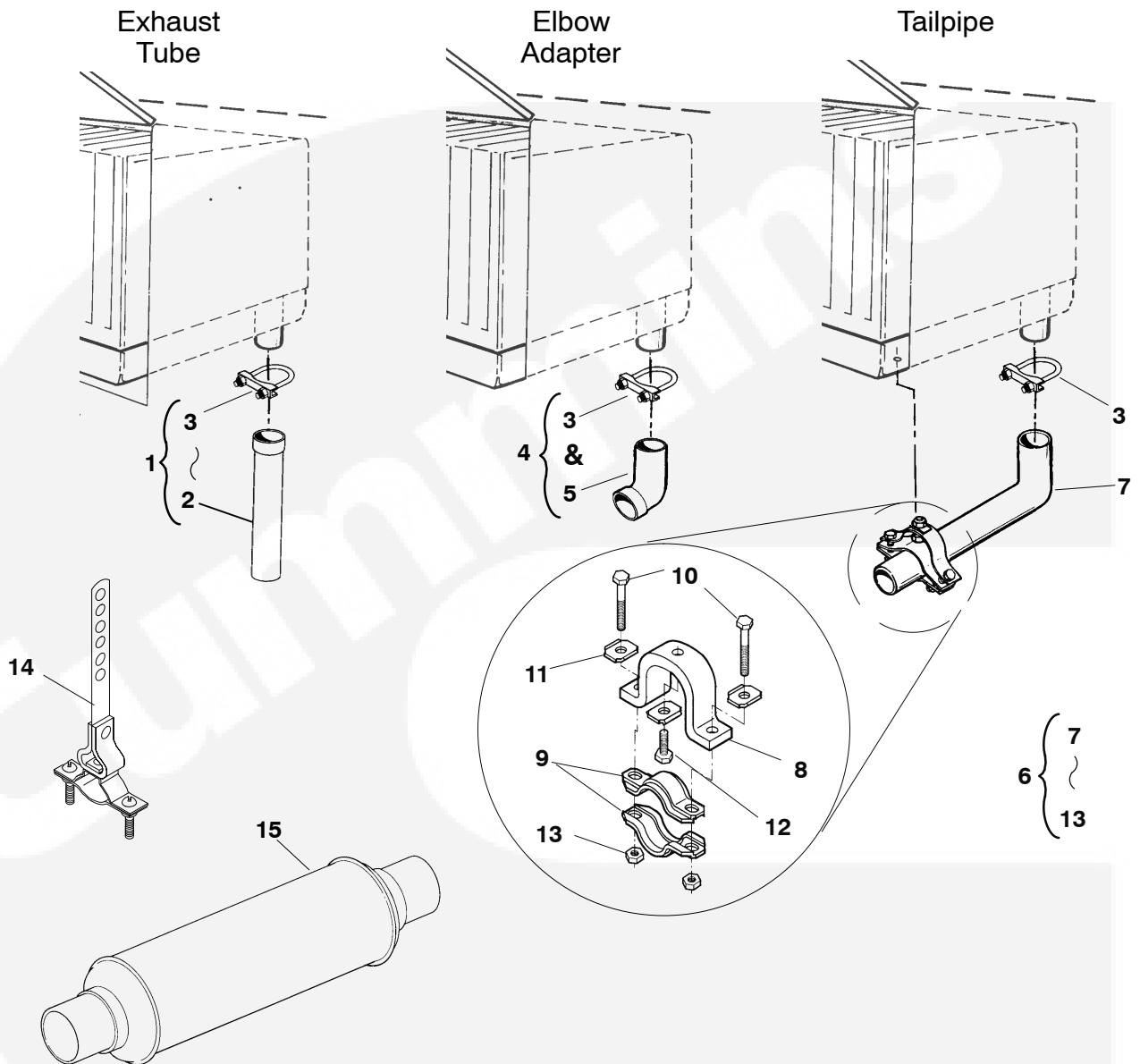
\* - Parts Included in Muffler Kit.

**Exhaust/Secondary Air Module  
KY (60Hz)  
(4KYFA26100 Begin Spec P)  
(4KYFA6747 Begin Spec P)  
(3.6KYFA26120 Begin Spec P)**



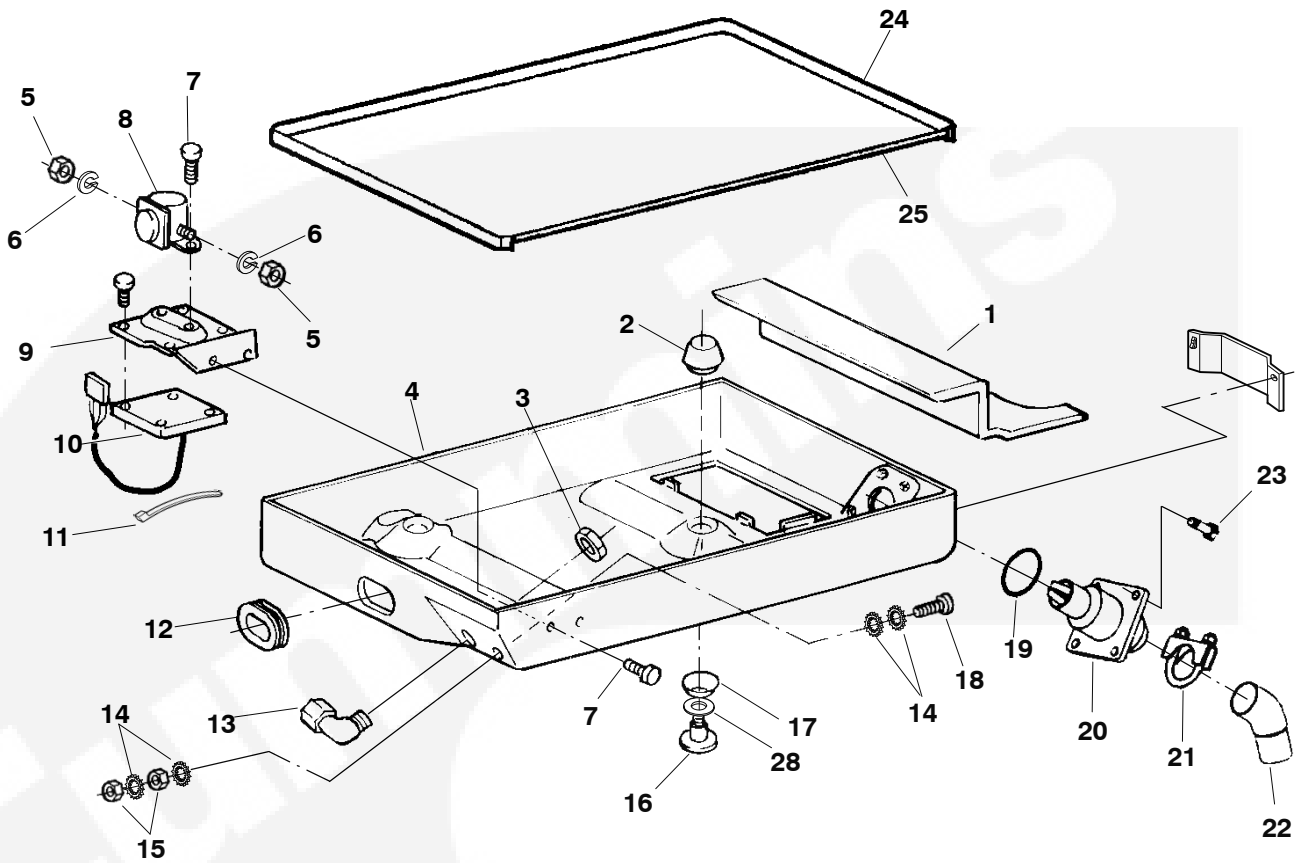
REF NO.	PART NO.	QTY USED	PART DESCRIPTION	REF NO.	PART NO.	QTY USED	PART DESCRIPTION
	A034L017	1	Secondary Air Assy (Gas)	3	800-2031	4	Screw, Hex Head
	A041L445	1	(LP)	4	A030J333	1	Insulation, Sound
1	A030J339	1	Valve	5	A041G409	1	Orifice
2	A030J351	1	Cover, Access				

## KY Exhaust Kits



REF NO.	PART NO.	QTY USED	PART DESCRIPTION	REF NO.	PART NO.	QTY USED	PART DESCRIPTION
1	155-2850	1	Kit, Exhaust Tube (Includes Adapter and Clamp)	7	155-2844-S0	1	Tube, Exhaust * 540mm
2	155-2850	1	Adapter, Exhaust		155-2844-S1	1	~ 559mm
3	155-1256	1	*~Clamp	8	155-2860	1	*~Insulator, Exhaust
4	155-2847	1	Kit, Exhaust Elbow Adapter (Includes Exhaust Elbow and Clamp)	9	155-2861	2	*~Clamp, Exhaust
5	155-2847	1	Elbow, Exhaust	10	800-0031	2	*~Screw, Hex Head Cap 5/16-18 x 1.5
6	155-2845	1	Kit, Exhaust Tailpipe	11	155-2859	3	*~Backplate, Exhaust
	155-2845	1	540mm Tube (Includes Parts Marked *)	12	800-0026	1	*~Screw-Hex Head Cap 5/16-18 x .75
	155-3263	1	559mm Tube (Includes Parts Marked ~)	13	862-0015	2	*~Nut, Hex 5/16
				14	155-2174	1	Hanger, Exhaust 1.5" O.D.
				15	155-2449	1	Resonator, Exhaust

## Enclosure Base (KY Spec A)

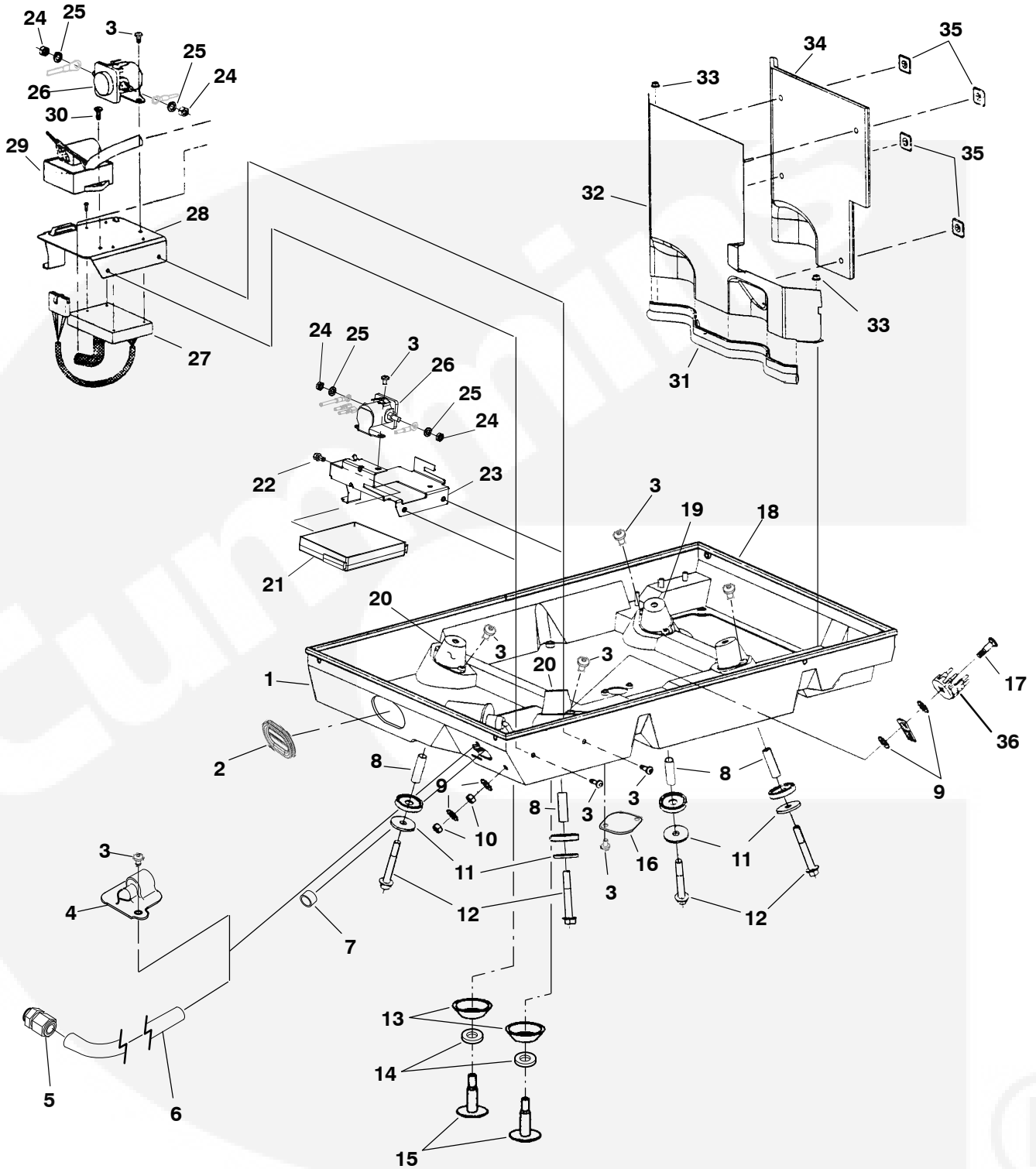


REF NO.	PART NO.	QTY USED	PART DESCRIPTION	REF NO.	PART NO.	QTY USED	PART DESCRIPTION
1	405-4306	1	Insulation, Exhaust	16	541-0540	3	Screw, Isolator Mounting (Includes Washer)
2	402-0640	3	Isolator, Mounting	17	402-0641	3	Isolator, Snubber
3	331-0041	1	Nut, Lock	18	816-0101	1	Bolt, Carriage (5/16-18 x 1-1/4")
4	405-4305-01	1	Base, Enclosure	19	155-2677-01	1	Gasket, Resonator
5	868-0002	2	Nut, Hex (5/16-24)	20	155-2675	1	Adapter, Resonator
6	850-0045	2	Washer, Spring Lock (5/16") 60 Hz	21	155-2715	1	Clamp, Exhaust (1-3/4")
	850-0045	4	50 Hz	22	155-2676	1	Elbow, Exhaust 45° Angle
7	823-1002-01	9	Screw, Torx Pan Head (M6 x 1 x 12mm)		155-2682	1	90° Angle
8	307-2586	1	Relay, Start Solenoid (K1)	23	800-0730	1	Screw, Cap - Hex Head (5/16-18 x 1")
9	319-1279-01	1	Bracket, Control	24	405-4755-02	1	Edging, Base Pan (1675mm)
10	300-4155	1	Board, PC	25	508-1083-01	1	Edging, Base Pan (683mm)
11	332-0942	2	Tie, Cable	26	526-0029	3	Washer
12	508-0315	1	Grommet, Enclosure Base				
13	331-0521	1	Elbow, Conduit				
14	856-0008	4	Washer, EIT Lock (5/16")				
15	862-0015	2	Nut, Hex (5/16-18)				

“Blank Page”



# Enclosure Base (KY Spec B-P)



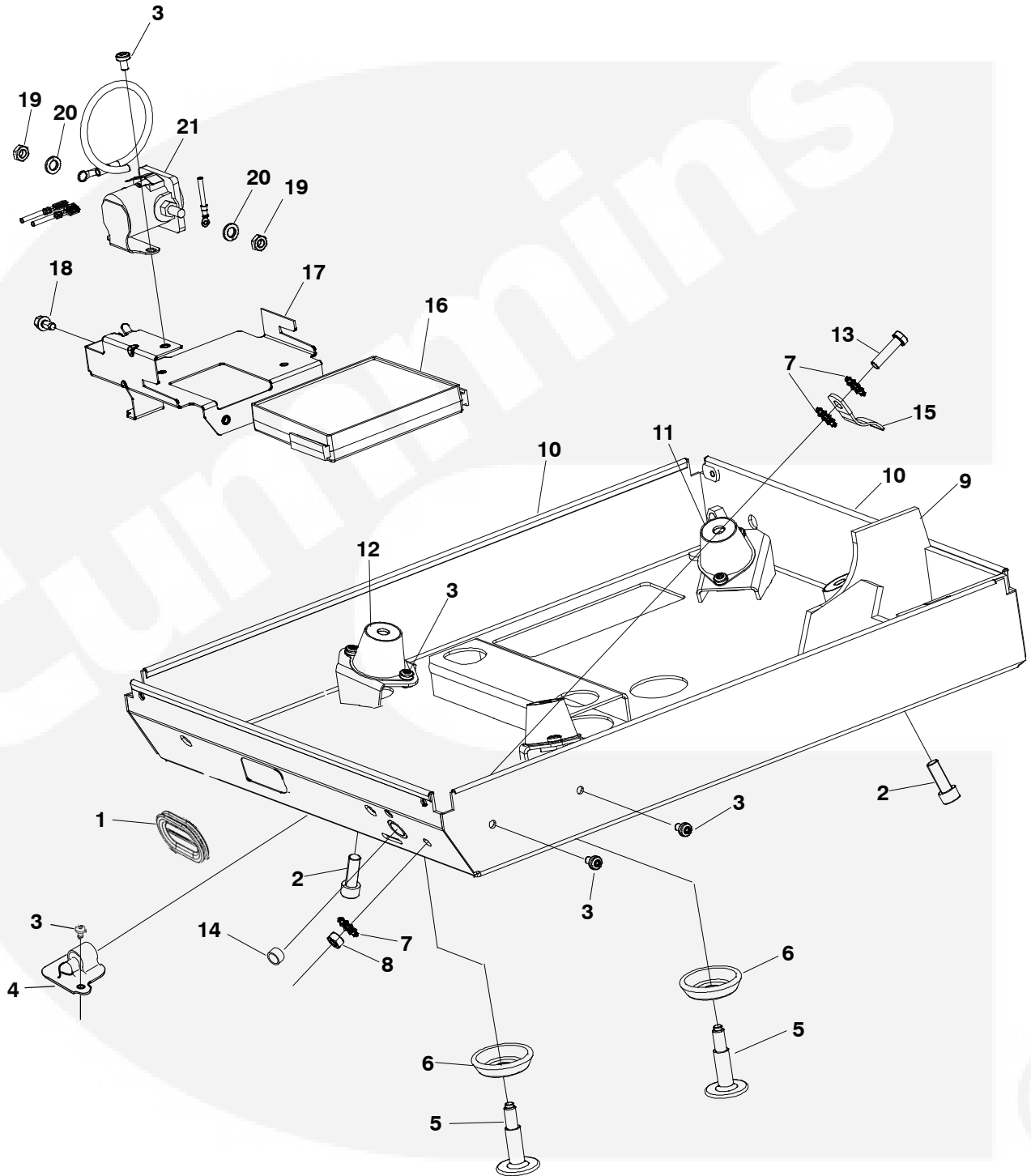
## Enclosure Base (KY Spec B – P)

REF NO.	PART NO.	QTY USED	PART DESCRIPTION	REF NO.	PART NO.	QTY USED	PART DESCRIPTION
1	405-5811-02		Base, Enclosure	405-4964-02		1	Spec B-D
2	508-0315	1	Grommet, Enclosure Base	102-1456-02		1	Begin Spec E
3	823-1002-03	14	Screw, Pan Head Torx Machine (M6 x 1 x 10mm)	102-1456-02		1	LP Begin Spec D
4	331-0539-02	1	Clamp, Conduit (Not Included With Spec 11580 or 11320)	17 800-0030		1	Bolt, Carriage (5/16-18 x 1-1/4")
5	331-0115	1	Connector, Straight (1/2" Pipe Thread) (Spec 11580)	18 508-1093-01		1	Edging (2388mm)
6	331-0255	1	Conduit (1/2" x 36") (Spec 11580)	19 402-0664-02		2	Isolator, Engine End
7			Bushing	20 402-0664-01		2	Isolator, Generator End
	508-0208	1	Snap (Begin Spec F Except Spec 11580 G & H)	21 327-1413		1	Board, PC (Begin Spec J)
	331-0545	1	Armor (Spec 11580 G & H only)	22 815-0943-02		1	Screw, Torx Pan Head (Begin Spec J)
8	402-0686-02	4	Tube, Spacer (Gasoline Spec B-D; LP Spec B, C)	23 319-3811-02		1	Bracket, Control (Begin Spec J)
9	856-0008	4	Washer, EIT Lock (5/16")	24 868-0002		2	Nut, Hex (5/16-24)
10	862-0015	2	Nut, Hex (5/16-18)	25 850-0045		2	Washer, Spring Lock (5/16")
11	526-0014	4	Washer, Flat (7/16") (Gasoline Spec B-D; LP Spec B, C)	26 307-2586		1	Relay, Start Solenoid (K1) Board, PC
12			Screw, Hex Head Thread Forming (M10 x 1.5 x 70mm) Gasoline	27		1	Spec B-E
	815-0842-05	4	Spec B-D (Hex Head)		300-4320	1	Spec F-H
	815-0874-01	4	Begin Spec E (Socket Head)	28 319-2152-03		1	Bracket, Control (Spec B-H) Gasoline Units (Spec B-H)
			LP	29			*Regulator, Voltage (VR1) (Spec B-H) (60Hz, 120V, Gasoline Units)
	815-0842-05	4	Spec B, C		305-0851	1	60 Hz
	815-0874-01	4	Begin Spec D		305-0866	1	50 Hz
13	402-0641	2	Isolator, Snubber (Gasoline Begin Spec E; LP Begin Spec D)	30 823-1002-04		1	Screw, Torx Pan Head (Spec B-H) (M6 x 14mm)
14	526-0032	2	Washer, Flat (Gasoline Spec E; LP Spec D)	31		1	Seal, Barrier Edge (Spec B-M)
15			Screw, Isolator		508-0330	1	(Spec P)
	541-0540	2	Spec D/E-H (Includes Washer) (Gasoline Spec E; LP Spec D)	32 A035K028		1	Shield, Exhaust (Spec B-P)
	815-0785	2	Begin Spec J	33 870-2054		2	Nut, Flange Lock (M6 x 1)
16			Cover, Drain Gasoline	34 405-4895		1	Insulation, Exhaust Barrier
				35 518-0581		4	Nut, Push-On
				36 332-3108		1	Ground Terminal

\* - Voltage regulator Spec J-M included on PCB 327-1413.



# Enclosure Base (KYD)

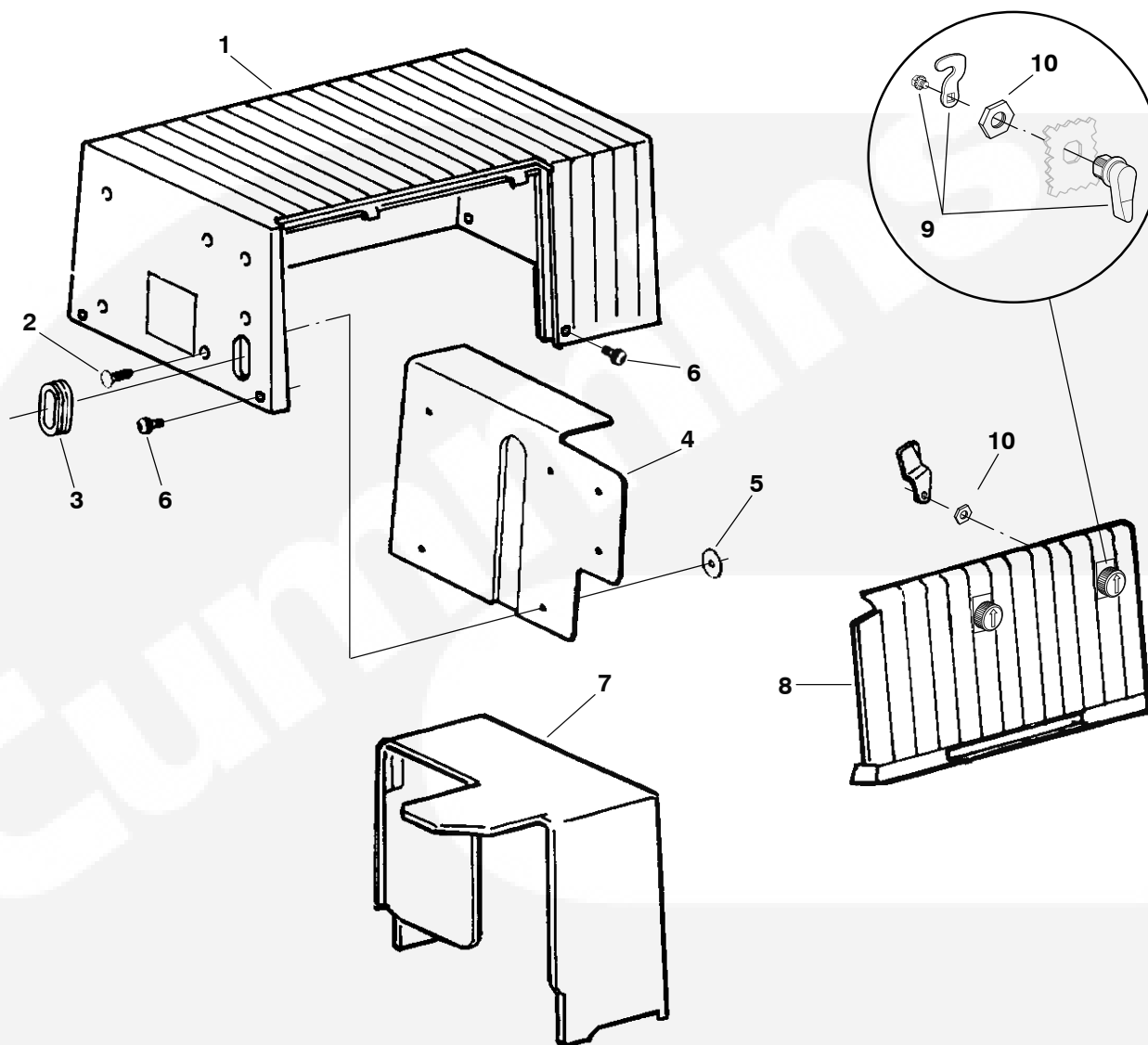




## Enclosure Base (KYD)

REF NO.	PART NO.	QTY USED	PART DESCRIPTION	REF NO.	PART NO.	QTY USED	PART DESCRIPTION
1	508-0315	1	Grommet, Enclosure Base	12	402-0664-01	2	Isolator, Mount
2	815-0874-01	4	Screw, SKT TH Head Torx	13	800-0030	1	Screw, Hex Head (5/16-18 NC x 1.25)
3	815-0578	10	Screw, Pan Head Torx (M6 x 1 x 12mm)	14	508-0208	1	Bushing, Snap
4	331-0539-02	1	Clamp, Conduit	15	337-3467	1	Strap, Bond
5	815-0785	2	Screw, Isolated Mounting	16	327-1413	1	PCB, Control
6	402-0641	2	Isolator, Snubber	17	319-3811-02	1	Bracket, Control Mounting
7	856-0008	3	Washer, EIT Locking (5/16")	18	815-0943-02	1	Screw, Hex Washer Head Thread Forming (1/4-20 x .5")
8	862-0015	1	Nut, Hex (5/16-18 UNC)	19	868-0002	2	Nut, Hex Jam (5/16-24UNC)
9	405-7661	1	Shield, Exhaust Insulation	20	850-0045	2	Washer, Split Locking (5/16")
10	508-0333	4	Edging	21	307-2586	1	Relay, Start Solenoid
11	402-0664-02	2	Isolator, Mount				

## Generator Enclosure (KY Spec A)



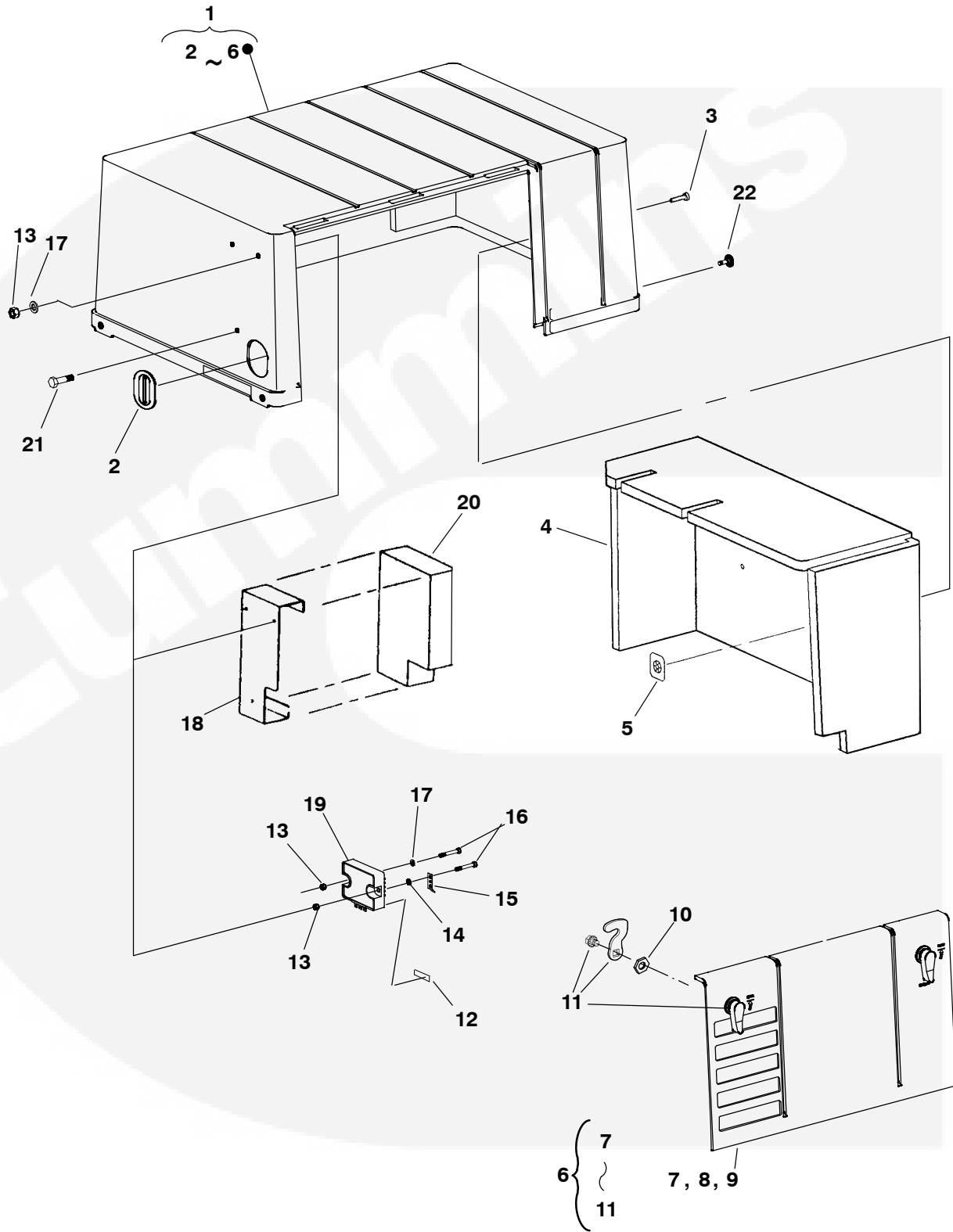
REF NO.	PART NO.	QTY USED	PART DESCRIPTION	REF NO.	PART NO.	QTY USED	PART DESCRIPTION
1		1	Cover Assy, Enclosure (Includes Parts Marked *)				Latches, Insulation, Label, Gasket and Washers)
2	518-0623	6	*Clip, Christmas Tree	9	406-0779	2	Latch Assy, Service Panel (Later Spec A)
3	508-0315	1	*Grommet, Remote	10	870-2198	2	Nut, Hex (M22 x 1.5)
4	405-4308	1	*Insulation, Inlet				
5	526-0394	6	*Washer, Flat (Special)				
6	823-0010-01	5	Screw, Shoulder Torx (M6 x 14mm)				
7	405-4307-02	1	Insulation, Upper Exhaust Baffle				
8	405-6384-01	1	*Panel, Service (Includes				

\* - Parts Included in Enclosure Cover.

“Blank Page”



# Generator Enclosure (KY Begin Spec B and KYD)



## Generator Enclosure (KY Begin Spec B and KYD)

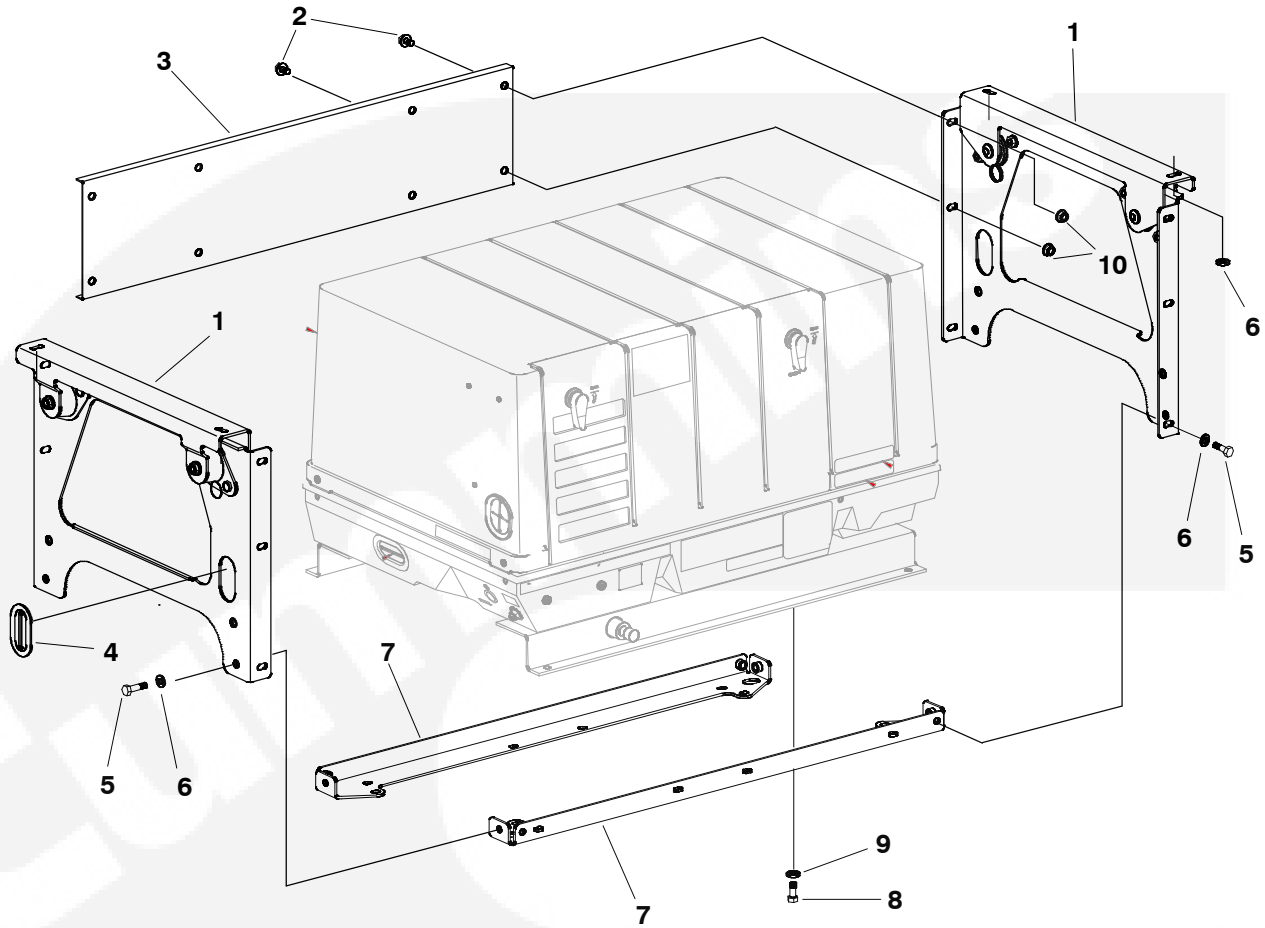
REF NO.	PART NO.	QTY USED	PART DESCRIPTION	REF NO.	PART NO.	QTY USED	PART DESCRIPTION
1	541-0556-01	1	Kit, Enclosure Cover Includes (KY Enclosure Cover Assy.)	13	870-2062	4	Nut, Lock (M5 x .8) (50Hz, 100V-60Hz)
			Cover Assy, Enclosure (Includes Parts Marked *)	14	856-0003	1	Washer, EIT (#10) (50Hz, 100V-60Hz)
	405-6383-01	1	KY	15	332-3292	1	Terminal, Spade (50Hz, 100V-60Hz)
2	405-7552	1	KYD	16	800-2012	2	Screw, Hex Head Cap (M5 x .8 x 30mm) (50 Hz, 100V-60Hz)
			*Grommet	17	526-0009	3	Washer, Flat (M5) (50 Hz, 100V-60Hz)
	508-0315	1	KY Spec B-E	18	405-4967-03	1	Bracket, Inlet Insulation (60 Hz) (Spec B-H)
	508-1116	1	KY Begin Spec F and KYD	19	305-0784	1	Charger, Battery (50 Hz, 100V-60Hz)
3	818-0226-02	2	*Rivet	20	405-4966	1	Insulation, Inlet (60 Hz) (Spec B-H)
4			*Insulation, Cover	21	823-1002-01	3	Screw, Torx Pan Head (M6 x 1 x 12mm) (60 Hz) (Spec B-H)
	405-4894	1	KY Begin Spec B	22	823-0010-01	4	Screw, Torx Shoulder (M6)
	405-7662	1	KYD				
5	518-0581	2	*Nut, Push-On				
6			*Panel Assy, Service Onan (Includes Parts Marked +)				
	405-6384-01	1	Onan Green				
	405-6384-02	1	Onan Marine White				
	405-6384-03	1	Onan Camp Power Grn				
7	405-6384-01	1	+ Insulation, Door				
8	526-0394	3	+ Washer, Flat (Special)				
9	405-4311-01	1	+ Gasket, Service Panel (250mm)				
10	870-2198	2	+ Nut, Hex (M22 x 1.5)				
11	406-0779	2	+ Latch Assy, Service Panel (Includes Pawl and Latch)				
12	98-6806	1	Label, Charger				

\* - Included in Enclosure Cover Assy.

+ - Included in Service Panel Assy.



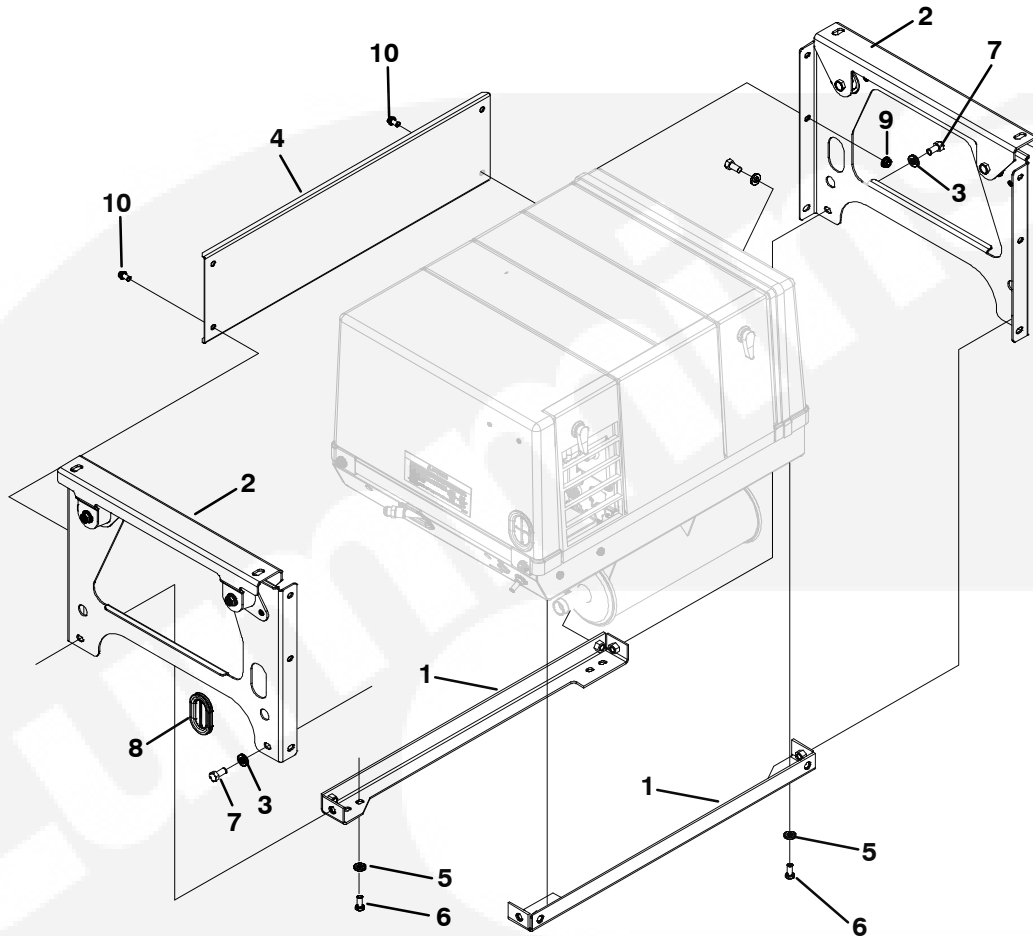
## Underfloor Mounting Kit (KY Begin Spec B)



REF NO.	PART NO.	QTY USED	PART DESCRIPTION	REF NO.	PART NO.	QTY USED	PART DESCRIPTION
	A030X652	1	Kit, Underfloor Mounting	6	526-0174	12	Washer, Flat (3/8" Hardened)
1	403-3672	2	Panel, Underfloor	7	403-3669-02	2	Rail, Underfloor
2	821-0014	4	Screw, Hex Head Lock Flange (5/16-18 x .5")	8	800-0026	6	Screw, Hex Head Cap (5/16-18 x .75")
3	403-3396-02	1	Panel, Back	9	526-0122	6	Washer, Flat (5/16" Hardened)
4	508-0315	1	Grommet, Remote	10	870-0513-02	4	Nut, Hex Flange Lock (5/16-1)
5	800-0048	8	Screw, Hex Head Cap (3/8-16 x .75")				



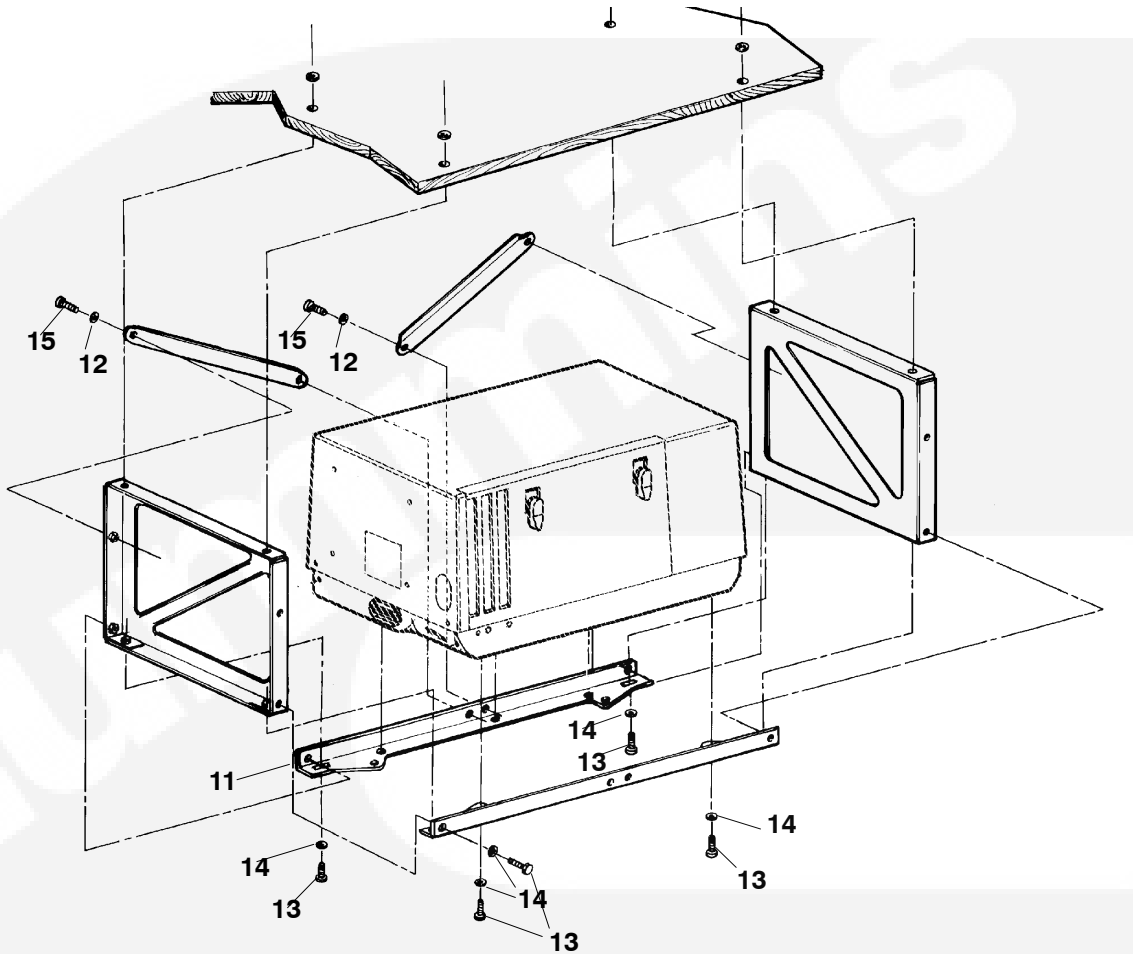
## Underfloor Mounting Kit (KYD)



REF NO.	PART NO.	QTY USED	PART DESCRIPTION	REF NO.	PART NO.	QTY USED	PART DESCRIPTION
	541-0938	1	Kit, Mounting (Underfloor)	7	800-0048	8	Screw, Hex Head Cap (5/8-16 x .75")
1	403-5135-02	2	Rail, Mounting	8	508-0315	1	Grommet, Remote
2	403-3672	2	Panel, Under Floor	9	870-0513-02	4	Nut, Hex Flanged (5/16")
3	526-0174	8	Washer, Flat	10	821-0014	4	Screw, Locking Head (5/16-18 x 1/2")
4	403-5136-02	1	Mount, Generator				
5	526-0122	4	Washer, Flat (5/16")				
6	800-0026	4	Screw, Hex Head Cap (5/16-18 x .75")				



## Underfloor Mounting Kit (KY Spec A)

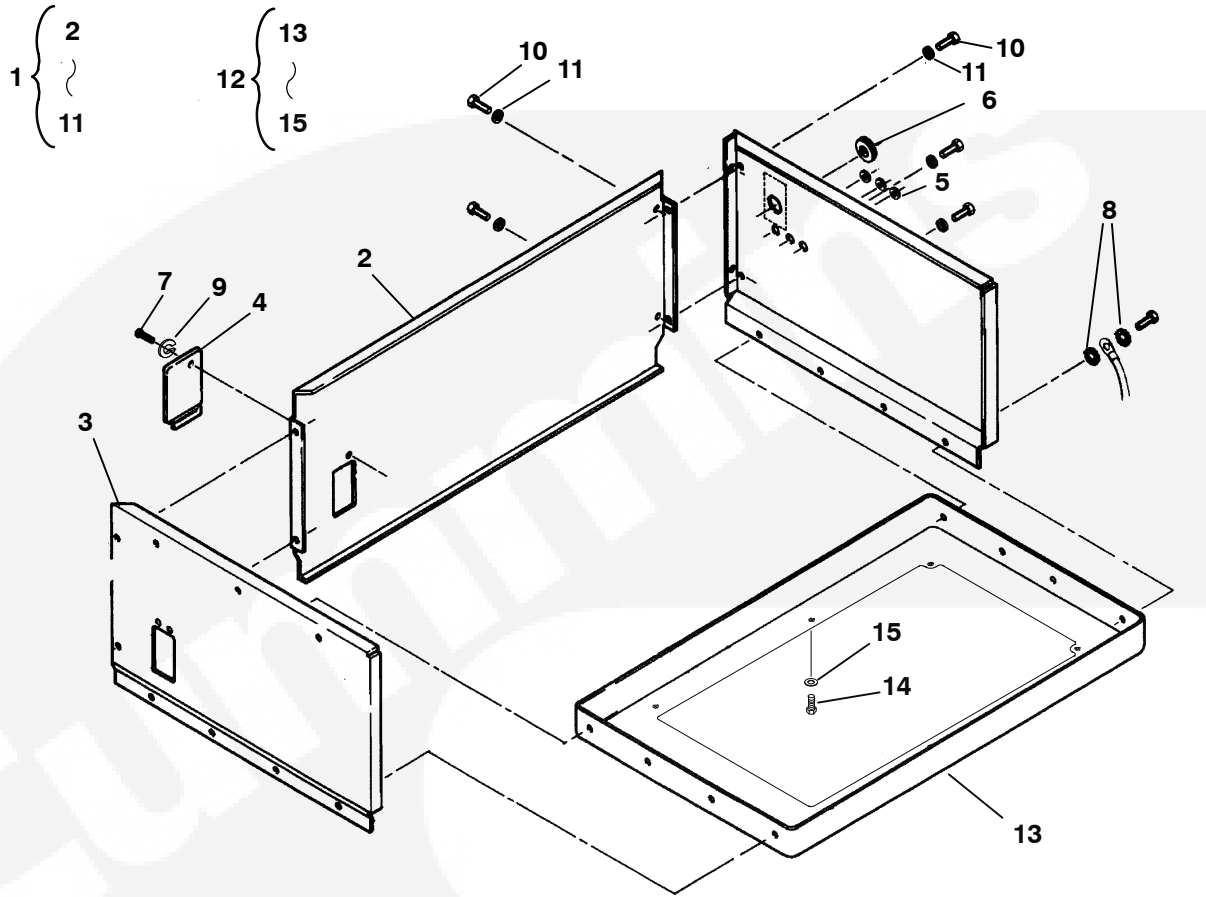


REF NO.	PART NO.	QTY USED	PART DESCRIPTION	REF NO.	PART NO.	QTY USED	PART DESCRIPTION
	A030X652	1	Kit, Underfloor Mounting (Replaced by 403-3670)				
11	403-3581-04	1	Rail, Bottom (w/o Weldnuts)	14	526-0122	6	Washer, Flat (5/16")
12	526-0174	16	Washer, Flat (3/8")	15	800-0049	12	Screw, Hex Head Cap (3/8-16 x .88")
13	800-0026	6	Screw, Hex Head Cap				





## KY Underfloor Housing/Base Kit

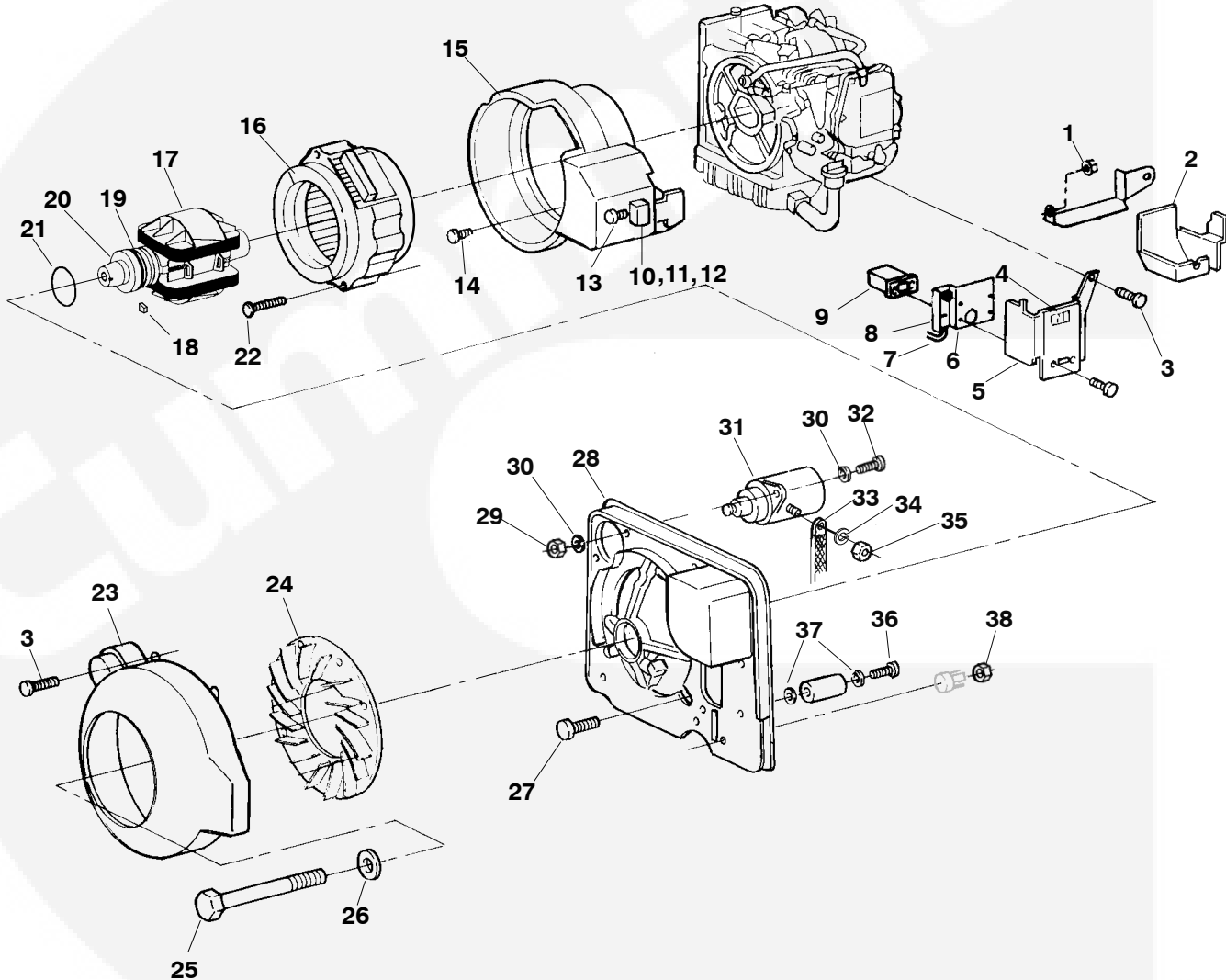


REF NO.	PART NO.	QTY USED	PART DESCRIPTION	REF NO.	PART NO.	QTY USED	PART DESCRIPTION
1	405-4241	1	Kit, Housing (Includes Parts Marked +)	11	526-0122	22	+Washer, Flat (5/16")
2	405-4662-S0	1	+Panel, Housing (Rear)	12	403-3630	1	Kit, Underfloor Base (Includes Parts Marked *)
3	405-4663-S0	1	+Panel, Housing (LH)	13	403-3631-02	1	*Base, Underfloor
4	405-4668-01	1	+Cover, Panel	14	800-0026	14	*Screw, Hex Head Cap (5/16-18 X .75)
5	508-0071	3	+Grommet, Rubber (.62 Id)	15	526-0122	22	+Washer, Flat (5/16 )
6	508-0055	1	+Grommet, Rubber (1.50 Id)				
7	813-0098	1	+Screw, RH (#10-32 X.375)				
8	856-0008	2	+Washer, EIT Lk (5/16)				
9	850-0030	1	+Washer, Lock (#10)				
10	800-0026	16	+Screw, Hex Head Cap (5/16-18 X .75)				

\* - Parts Included in Base Kit.  
+ - Parts Included in Housing Kit.



# Generator/Control (KY Spec A)

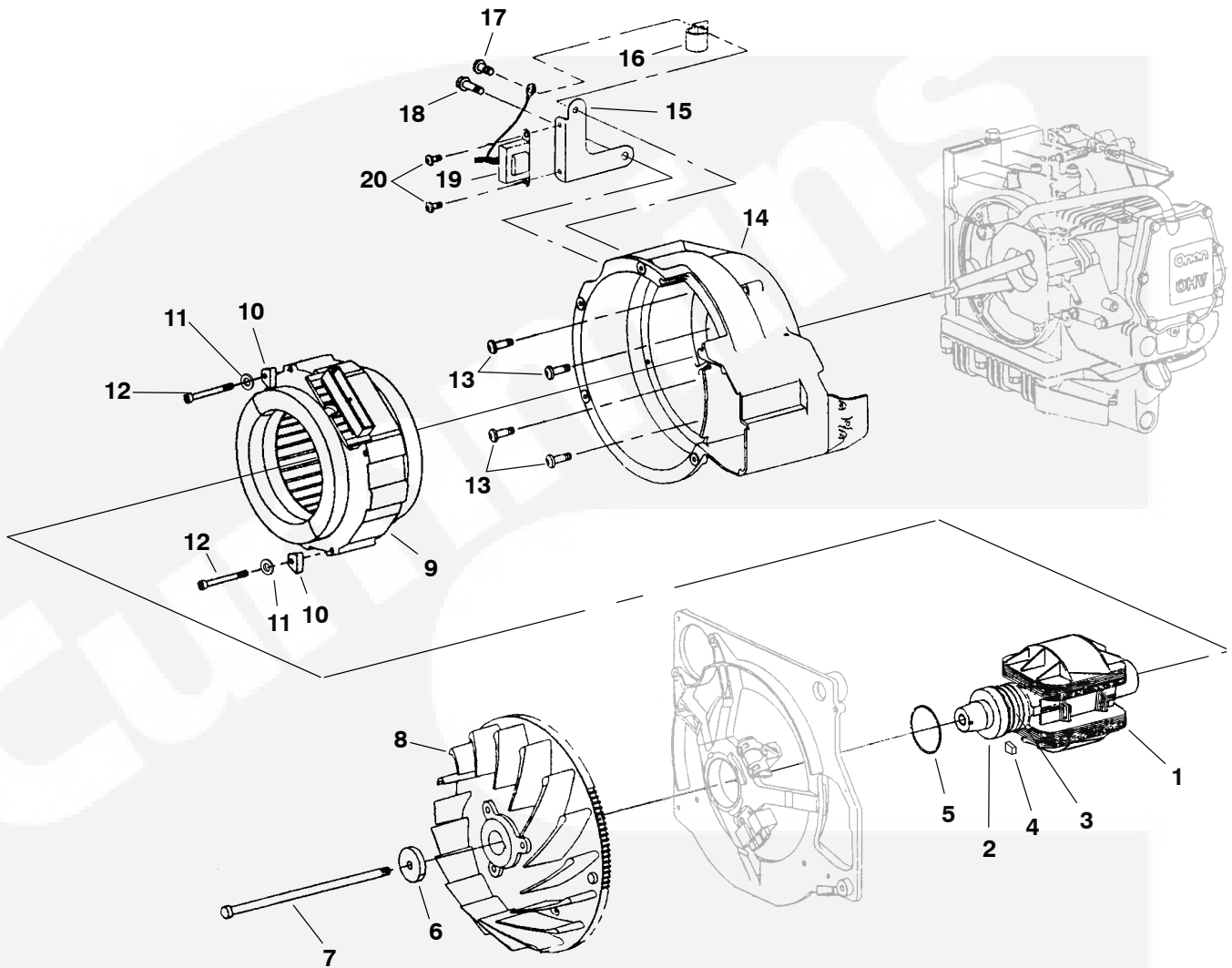


## Generator/Control (KY Spec A)

REF NO.	PART NO.	QTY USED	PART DESCRIPTION	REF NO.	PART NO.	QTY USED	PART DESCRIPTION
1	870-2054	1	Nut, Locking Flange (M6 x 1) (LP)	18	515-0289	1	Key, Fan Hub
2	145-0619	1	Shield, Carburetor (Gasoline)	19	204-0141	1	Ring, Collector
3	823-0009-01	5	Screw, Torx Pan Head (M6 x 1 x 14mm)	20	510-0216	1	, Rotor
4	308-0969	1	Bezel	21	509-0285	1	O'Ring
5			Panel, Control	22	815-0787	2	Screw, Torx Socket Head (M6 x 1 x 70mm)
	319-1412	1	60 Hz	23	134-4918	1	Housing, Scroll
6	517-0133	1	Plug, Hole (50 Hz)	24	205-0199-S0	1	Wheel Assy, Blower
7	303-0303	1	Potentiometer Assy (R5) (50 Hz) (Includes Lead, Bracket and Potentiometer)	25	815-0778	1	Bolt, Rotor Thru (3/8-24 x 9.5")
8	303-0275	1	Potentiometer (R5)(50 Hz)	26	526-0392	1	Washer, Fan Hub
9			Breaker, Circuit (CB1)	27	823-0003-03	3	Screw, Torx Pan Head (M6 x 1 x 20mm)
	320-1323	1	60 Hz (30 Amp)	28		1	Endbell Assy (See Separate Page for Components)
	320-1780-01	1	50 Hz (15 Amp)	29	750-1006	2	Nut, Hex (M8)
10	166-0784-S0		Coil Assy, Ignition (Includes Spark Plug Terminal and Boot)	30	740-1006	4	Washer, Flat (M8)
11	167-0267	1	Terminal, Spark Plug	31	191-2351	1	Starter (B1) (See Separate Page for Components)
12	167-0265	1	Boot, Spark Plug	32	720-1038	2	Screw, Hex Head Cap (M8 x 30mm)
13	823-0002-04	2	Screw, Torx Pan Head (M4 x .7 x 12mm)	33	226-4297	1	Cable, Starter
14	823-0007-02	4	Screw, Torx Pan Head (M8 x 1.25 x 25mm)	34	850-0040	1	Washer, Lock-Spring (1/4")
15	220-4572-01	1	Housing, Stator	35	862-0001	1	Nut, Hex (1/4-20)
16			Stator, Generator	36	823-0008	1	Screw, Pan Head Torx (M4 x .7 x 60mm)
	220-4485-S1	1	60 Hz	37	304-0796	2	Washer, Center (M4)
	220-4485-S3	1	50 Hz	38	870-0236	1	Nut, Hex (#10-32)
17	201-3538-S0	1	Rotor Assy (Includes Bearing and Collector Ring)				



# Generator (KY Begin Spec B and KYD)



## Generator (KY Begin Spec B and KYD)

REF NO.	PART NO.	QTY USED	PART DESCRIPTION	REF NO.	PART NO.	QTY USED	PART DESCRIPTION
1			Rotor Assy, (Includes Bearing)	12			Screw, Torx Socket Head
			<b>60 Hz</b>		815-0787	2	60 Hz (M6 x 1 x 70mm)
	201-3538-S0	1	Spec B-H		815-0936	2	50 Hz (M6 x 1 x 100mm)
	201-3539-S1	1	Begin Spec J				Begin Spec B
			<b>50 Hz</b>	13	823-0007-02	4	Screw, Pan Head - Torx
			Gasoline				Thread Forming
	201-3538-S0	1	Spec B-D				(M8 x 1.25 x 25mm)
	201-3539-S0	1	Begin Spec E	14			Housing, Stator
			LP				60 Hz
	201-3538-S0	1	Spec B-C				Begin Spec B
	201-3539-S0	1	Begin Spec D		220-4572-01	1	Gasoline Units
2	510-0216	1	Bearing, Rotor		220-4572-02	1	LP Units
3	204-0141	1	Ring, Collector				50 Hz
4	515-0289	1	Key, Hub		220-4572-03	1	Begin Spec B
5	509-0421	1	O'Ring	15	315-0735-03	1	Bracket, Transformer
6	526-0392	1	Washer, Fan Hub				(50 Hz, 100v-60Hz)
7	815-0778	1	Bolt, Rotor Thru (3/8-24 x 9-1/2")	16	518-0515	1	(Spec B-H)
8			Wheel Assy, Blower (Includes Magnet)	17	823-0003-06	1	Clip(50 Hz, 100v-60Hz)
	205-0199-S0	1	Spec B-H				(Spec B-H)
	205-0263	1	Begin Spec J				Screw, Torx Pan Head
9			Stator, Generator				Thread Forming
			60 Hz				(50 Hz, 100v-60Hz)
			Spec B-H	18	815-0829-04	1	(Spec B-H)
	220-4485-S5	1	120V				(M6 x 1 x 12mm)
	220-4485-04	1	100V				Screw, Thread Hex Flange
			Begin Spec J				Forming (M8 x 1.25 x 16mm)
	220-4586-S1	1	120V	19	315-0736	1	(Spec B-H) (50 Hz,
	220-4586-02	1	100V				100V-60Hz)
			50 Hz				Transformer, Voltage (T1)
			Gasoline				(Spec B-H) (50 Hz,
	220-4485-S3	1	Spec B-D	20	823-1002-01	2	100V-60Hz)
	220-4490-S1	1	Spec E-H				Screw, Pan Head Torx
	220-4586-11	1	Begin Spec J				Machine (M6 x 1 x 12mm)
			LP				(Spec B-H) (50 Hz,
	220-4485-S3	1	Spec B-C				100V-60Hz)
	220-4490-S1	1	Spec D-H				
	220-4586-11	1	Begin Spec J				
10			Clamp (50Hz)				
	232-3881	2	Spec B-H (Angled)				
	232-4030	2	Begin Spec J (Flat)				
11	526-0018	2	Washer, Flat (60Hz) (Begin Spec J)				

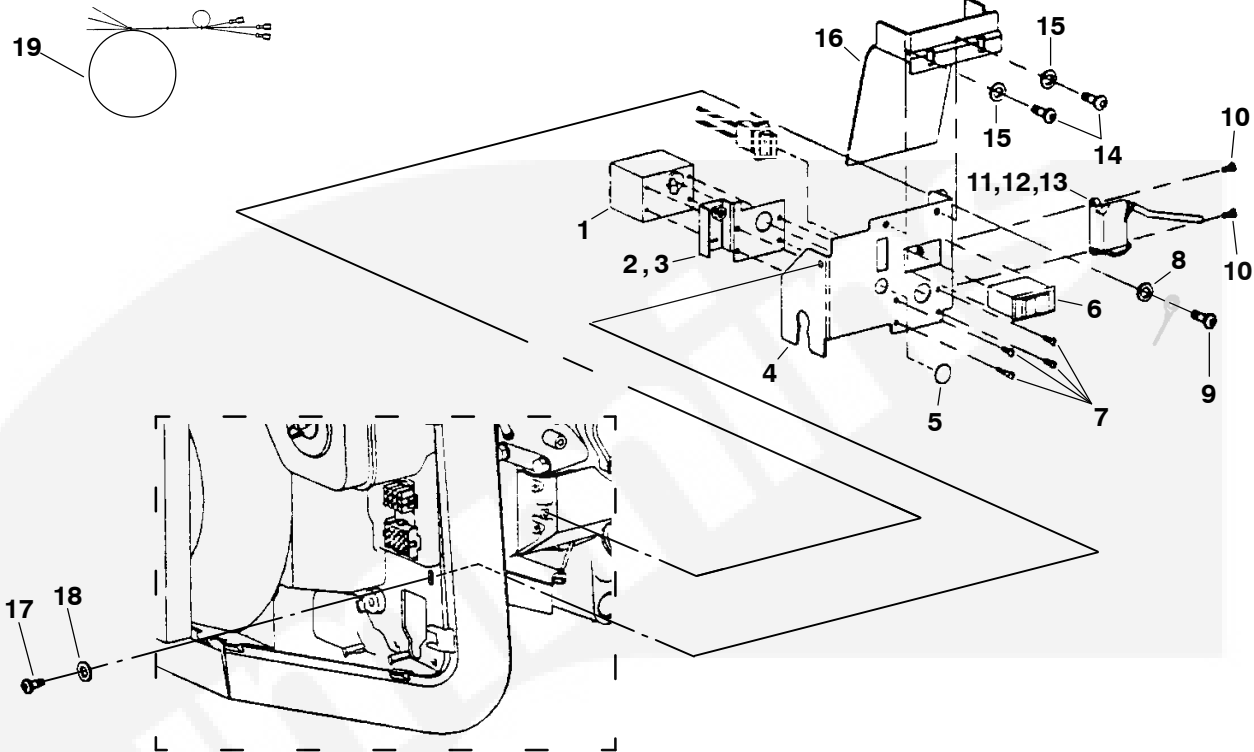
When a Rotor is ordered for KY Spec A or B prior to Serial #H943219685 then use a 201-3538-S0 Rotor and one of the Following Stators unless it has already been replaced:

60Hz - Spec A, Order 220-4485-S1

60Hz - Spec B Order 220-4485-S5

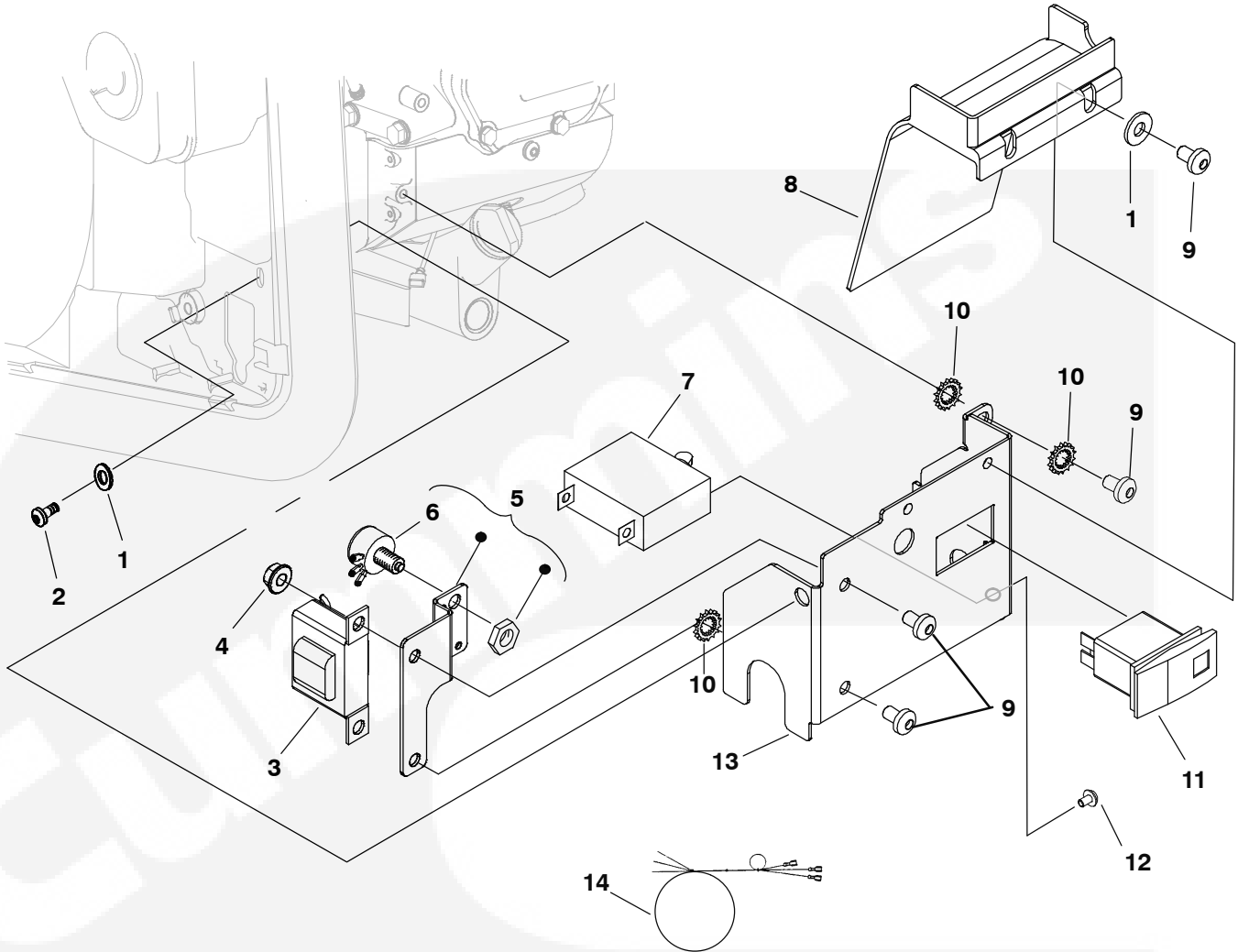
50Hz - Spec A or B Order 220-4485-S3

## Control (KY Spec B-H)



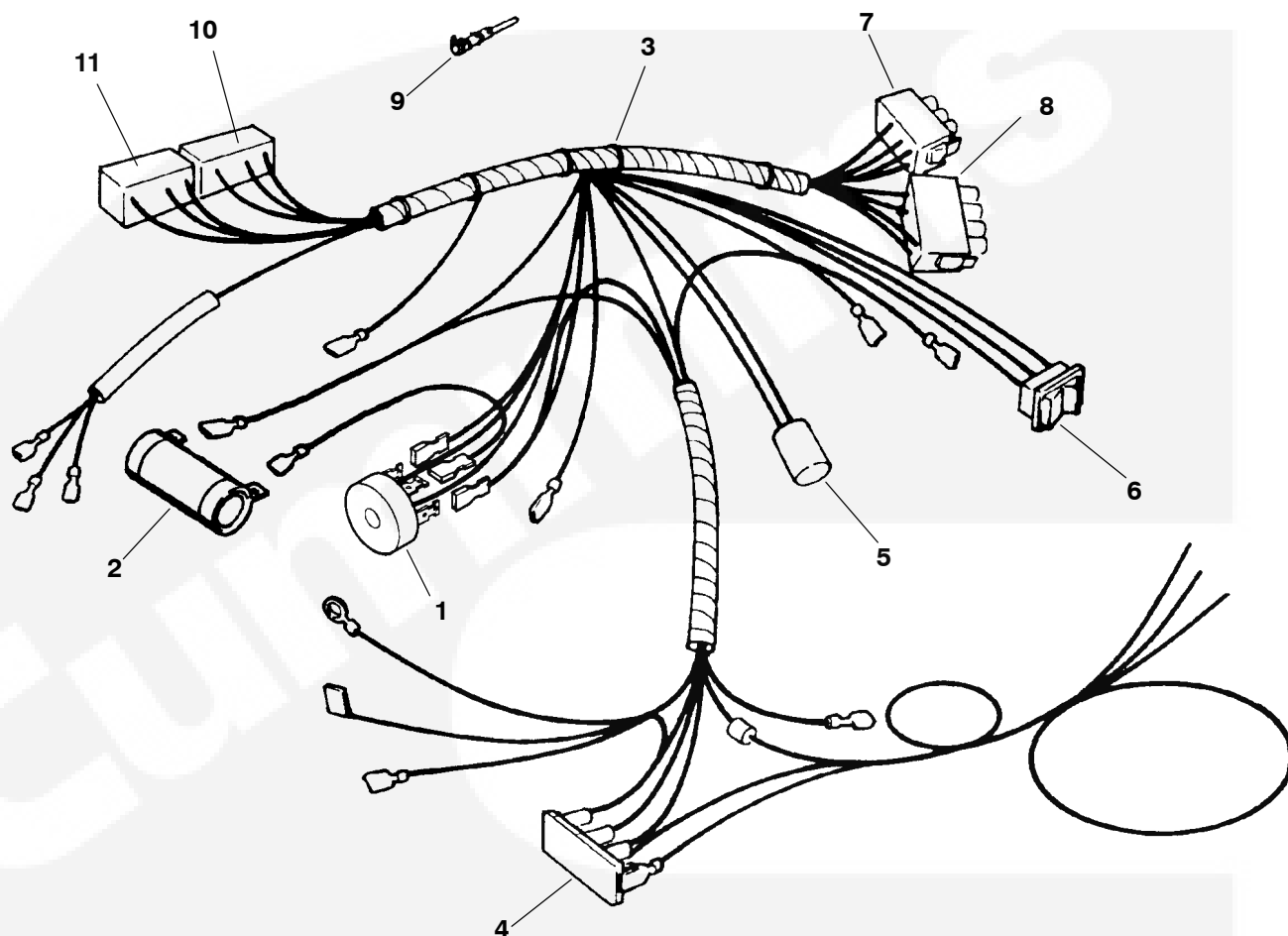
REF NO.	PART NO.	QTY USED	PART DESCRIPTION	REF NO.	PART NO.	QTY USED	PART DESCRIPTION
1			Breaker, Circuit (CB1) 60 Hz	8	853-0013	1	Washer, ET Lock (1/4")
	320-1323	1	30A (120V Sets)	9	823-0003-06	1	Screw, Torx Pan Head Thread Forming 60 Hz (M6 x 1 x 12mm)
	320-1780-02	1	20A (100V Sets) 50 Hz	10	823-0002-04	2	Screw, Torx Pan Head (M4 x .7 x 12mm)
	320-1780-01	1	15A	11	166-0818	1	Coil Assy, Ignition (T1-Ign) (Includes Terminal and Boot)
	320-1780-03	1	17A	12	167-0267	1	Terminal, Spark Plug
	320-1780-02	1	20A	13	167-1627	1	Boot, Spark Plug
2	303-0308-01	1	Potentiometer Assy (R5) (50 Hz and 100V/60Hz) (Includes Lead, Bracket and Potentiometer)	14	823-0003-01	2	Screw, Torx Pan Head (M6 x 1 x 10mm)
3	303-0275	1	Potentiometer (R5) (50 Hz and 100V/60Hz)	15	526-0018	2	Washer, Flat (1/4")
4			Panel, Control	16	145-0689	1	Shield, Carburetor
	319-2176-03	1	60 Hz	17	823-1002-03	1	Screw, Pan Head Torx (M6 x 1 x 10mm)
	319-2213-03	1	50 Hz	18	526-0018	1	Washer, Flat (1/4")
5	517-0133	1	Plug, Hole (50 Hz Only)	19			Harness, AC Output
6	308-0852	1	Switch, Start/Stop (S1)		338-2909	1	60 Hz
7			Screw, Cross Pan Head Recessed w/ET (#6-32 x 1/4") 60 Hz		338-3049	1	50 Hz
	815-0549	2	120				
	815-0549	4	100V				
	815-0549	4	50 Hz				

## Control Panel (KY Begin Spec J and KYD)



REF NO.	PART NO.	QTY USED	PART DESCRIPTION	REF NO.	PART NO.	QTY USED	PART DESCRIPTION
1	526-0018	3	Washer, Flat (1/4")				(M6 x 1 x 14mm)
2	815-0578	1	Screw, Pan Head Torx (M6 x 1 x 12mm)	10			Washer, ET Lock (1/4") (120V, 60Hz)
3	315-0736	1	Transformer, Voltage (T1) (100V, 230V)		853-0013	2	(100V, 230V)
4	870-2054	2	Nut, Lock Flange (100V, 230V)	11	308-1038	1	Switch, Start/Stop (S1)
5	303-0332	1	Potentiometer Assy (R5) (100V, 230V) (Includes Lead, Bracket and Potentiometer)	12			Screw, Cross Pan Head Recessed w/ET (#6-32 x 1/4")
6	303-0331	1	Potentiometer (R5) (100V, 230V)		815-0549	2	120V
7			Breaker, Circuit (CB1)		815-0549	4	100V, 230V
	320-1780-03	1	17A (Spec 26119, 33742)	13	319-3844-02	1	Panel, Control
	320-1780-02	1	20A (Spec 11429, 65697, 11572)	14			Harness, AC Output
	320-1323	1	30A (Spec 11580, 26100, 26120)		338-3814	1	3-wire (Spec 11572, 11580, 26100, 26120)
8	145-0689	1	Shield, Carburetor		338-3815	1	4-wire (Spec 11429, 26119, 33742, 65697)
9	815-0753	5	Screw, Torx Pan Head				

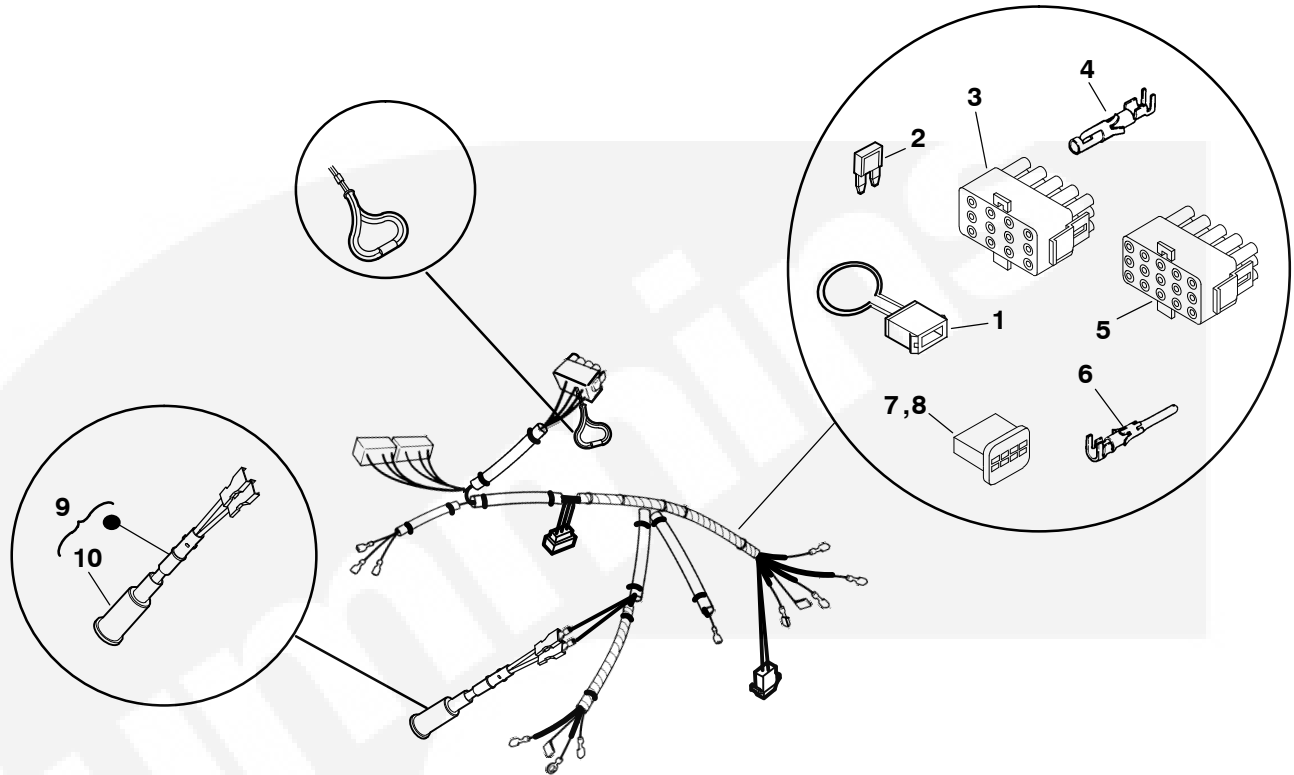
## Generator Harness (KY Spec A)



REF NO.	PART NO.	QTY USED	PART DESCRIPTION	REF NO.	PART NO.	QTY USED	PART DESCRIPTION
			Harness, Generator	5	321-0312-S1	1	Fuse (5 Ampere)(F1)
	338-2568-01	1	60 Hz	6	308-0968	1	Switch, Start/Stop (S1)
	338-2568-02	1	50Hz	7	323-1314	1	Connector, Plug (12 Pin)(P4)
1	305-0935	1	Rectifier, Bridge (CR1)	8	323-1252	1	Connector, Plug (15 Pin)(P1)
2	304-0794	1	Resistor (R1)	9	323-1200	21	Pin, Contact
3	332-0942	13	Tie, Cable	10	323-1527-01	1	Connector, Plug (P6)
4	332-3108	1	Terminal, Ground	11	323-1527-02	1	Connector, Plug (P5)



## Generator Harness (KY Spec B-F)



REF NO.	PART NO.	QTY USED	PART DESCRIPTION	REF NO.	PART NO.	QTY USED	PART DESCRIPTION
			Harness, Generator				5A Fuse)
			60 Hz	2	321-0307-03	1	*Fuse, 5A (F1)
			Gasoline	3	323-1314	1	*Connector, Plug (12 Pin)(P4)
338-3022-01	1		120 Volt (Includes	4	323-1199	12	*Pin,Contact
			Parts Marked *)	5	323-1253	1	*Cap, Circuit (15 Pin)(J1)
			100Volt	6			*Socket, Contact
338-3123-01	1		Isolated Neutral	323-1200	9	120V, 220V	
			(Includes Parts	323-1200	7	100V	
			Marked * and +)	7	323-1527-01	1	*Connector, Plug (P6)
338-3379-01	1		Grounded Neutral	8	323-1527-02	1	*Connector, Plug (P5)
			(Includes Parts	9	338-2807	1	◆+Harness, Splitter (Includes
			Marked * and ↗)				Boot)
338-3022-02	1		LP (Includes Parts	10	167-1636	1	Boot, Insulating
			Marked *)				
			50 Hz (Includes Parts				
			Marked * and ◆				
338-3023-01	1		Gasoline				
338-3023-02	1		LP				
1	321-0312-02	1	*Fuse Assy (F1) (Includes				

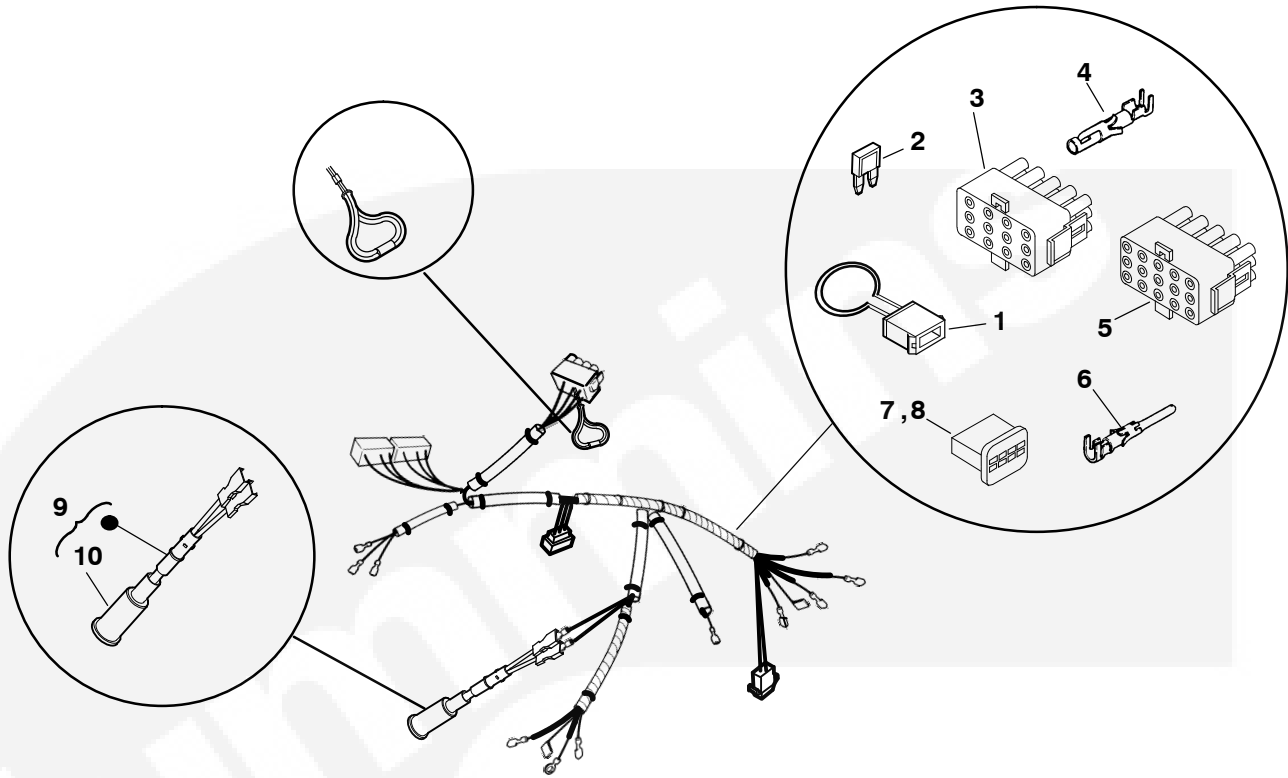
\* - Parts Included with all Harnesses

+ - Parts Included in 100V, Isolated Neutral Harness

• - Part Included in 100V, Grounded Neutral Harness

◆ - Part Included in 50Hz Harnesses.

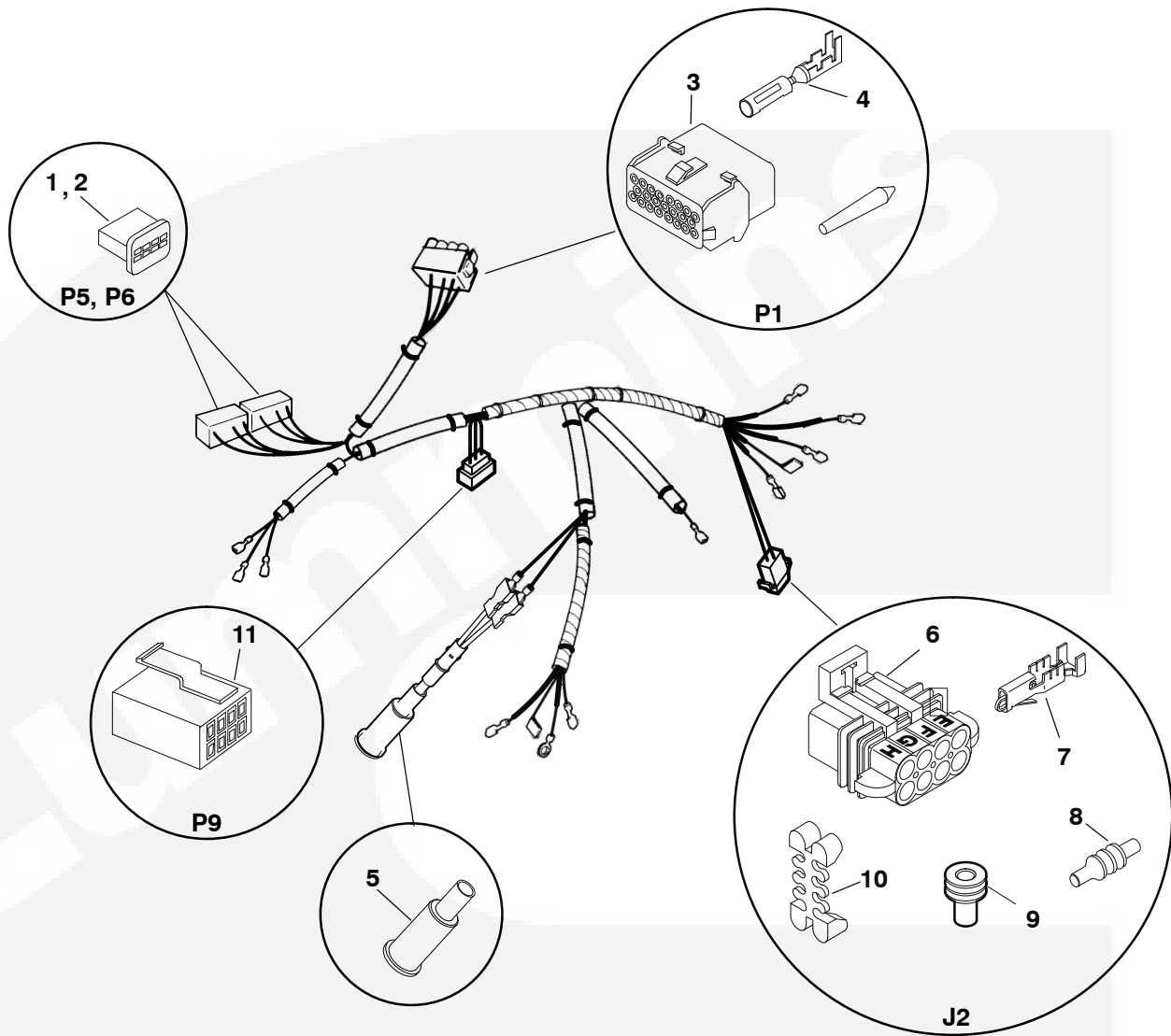
## Generator Harness (KY Spec G-H)



REF NO.	PART NO.	QTY USED	PART DESCRIPTION	REF NO.	PART NO.	QTY USED	PART DESCRIPTION
			Harness, Generator				and +)
			60 Hz	1	321-0312-02	1	*Fuse Assy (F1) (Includes 5 Amp Fuse)
			Gasoline	2	321-0307-03	1	*Fuse, 5 Amp (F1)
338-3639-01	1		120 Volt (Includes Parts Marked *)	3	323-1314	1	Connector, Plug (12 Pin)(P4)
			100 Volt	4	323-1199	12	*Pin,Contact
338-3641-01	1		Isolated Neutral (Includes Parts Marked * and +)	5	323-1253	1	*Cap, Circuit (15 Pin)(J1)
			Grounded Neutral (Includes Parts Marked * and +)	6			*Socket, Contact
					323-1200	9	120V, 220V
338-3638-01	1				323-1200	7	100V
			LP (Includes Parts Marked *)	7	323-1527-01	1	*Connector, Plug (P6)
				8	323-1527-02	1	*Connector, Plug (P5)
338-3639-02	1		50 Hz	9	338-2807	1	◆+Harness Assy, Splitter (Isolated Neutral Harnesses only. Includes Boot)
			Gasoline	10	167-1636	1	Boot, Insulating
338-3640-01	1		230 Volt (Includes Parts Marked * and ◆)				
338-3661-01	1		100 Volt (Includes Parts Marked * and +)				
			LP				
338-3640-02	1		230V (Includes Parts Marked * and ◆)				
338-3661-02	1		100 Volt (Includes Parts Marked *)				

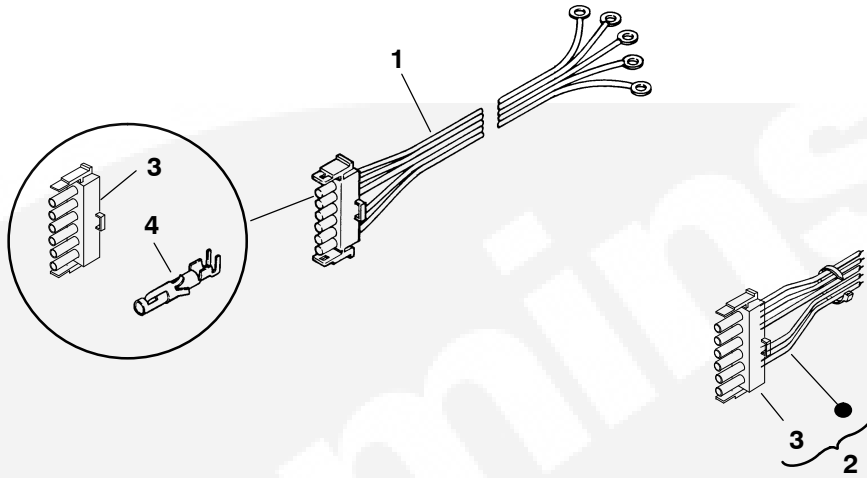
- \* - Parts Included with all Harnesses
- + - Parts Included with 100V, Isolated Neutral Harness.
- - Part Included in 100V, Grounded Neutral Harness
- ◆ - Part Included in 50Hz Harness.

## Engine Harness (KY Begin Spec J and KYD)



REF NO.	PART NO.	QTY USED	PART DESCRIPTION	REF NO.	PART NO.	QTY USED	PART DESCRIPTION
			Harness, Engine 60 Hz Gasoline	4	323-1614-01 AR	1	Socket, Terminal (P1)
				5	167-1636	1	Boot, Insulating (Not Used on 338-3812)
	338-3813	1	100 Volt	6	323-1743	1	Connector, Plug (J2)(8 Pin)
	338-3812	1	120 Volt	7	323-1709	7	Terminal, Socket (J2)
			LP	8	323-1712	1	Plug, Cavity (J2)
	338-3813	1	50 Hz	9	323-1708	7	Seal, Cable (J2)
1	323-1527-01	1	Connector, Plug (P6)	10	323-1741	1	Housing, Lock (J2)
2	323-1527-02	1	Connector, Plug (P5)	11	308-1019	1	Connector, Switch (P9)
3	323-1605-01	1	Connector, Plug (P1) (23 Pin)				

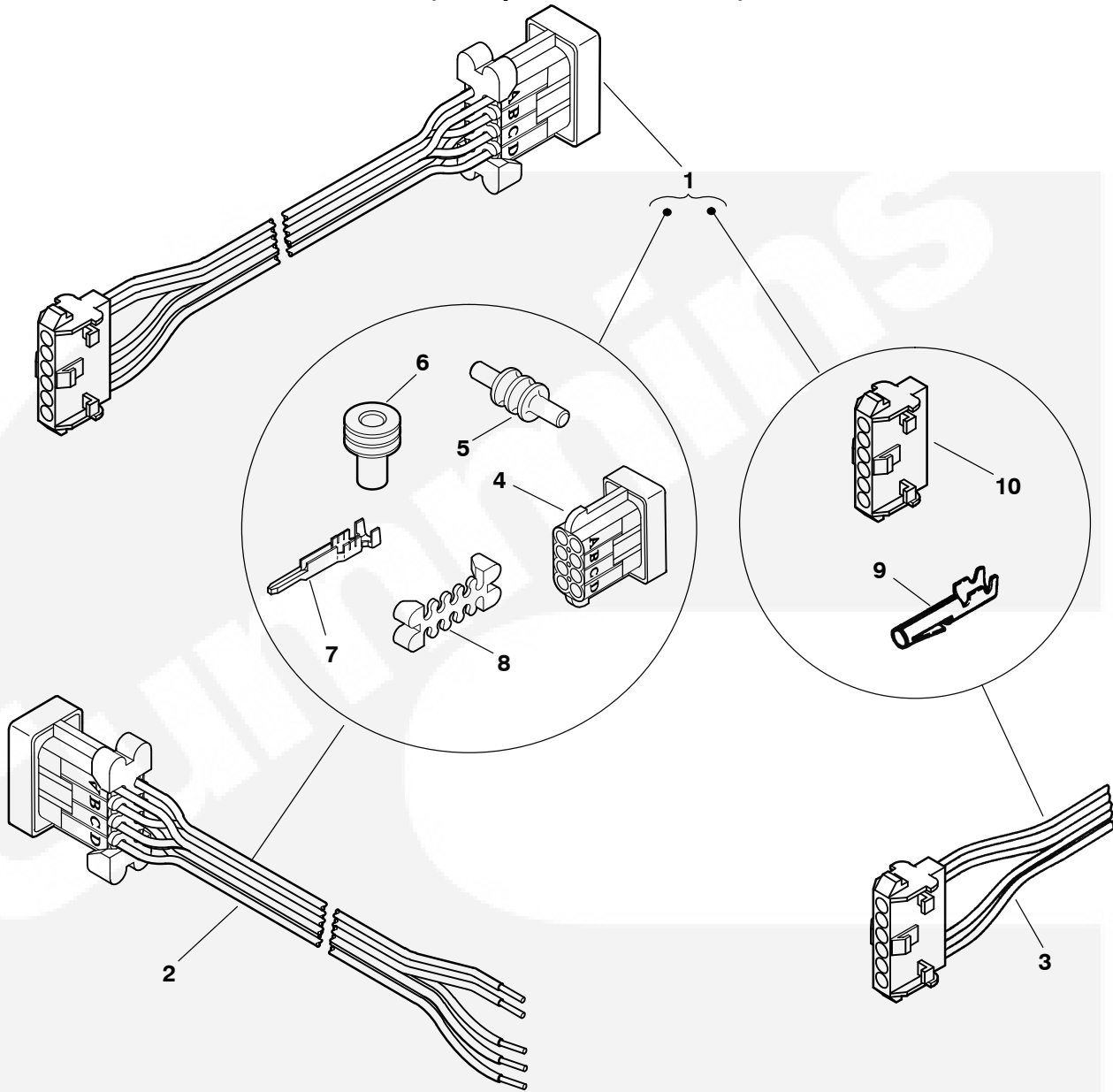
## Extension/Pigtail Harness (KY Spec B-E)



REF NO.	PART NO.	QTY USED	PART DESCRIPTION	REF NO.	PART NO.	QTY USED	PART DESCRIPTION
1			Harness, Extension (Reaches from Genset to Remote Panel) (Includes Housing and Pins)	3	323-1304	1	Housing, Connector
	338-2260-01	1	Ten Feet Long	4	323-1199	5	Pin, Contact
	338-2260-02	1	Thirty Feet Long				
2	338-2046	1	Harness, Pigtail (6") (Reaches from Genset Harness to Customer Hookup) (Includes Connector Housing)				



## Extension/Pigtail/Adapter Harness (KY Spec F-H and KYD)



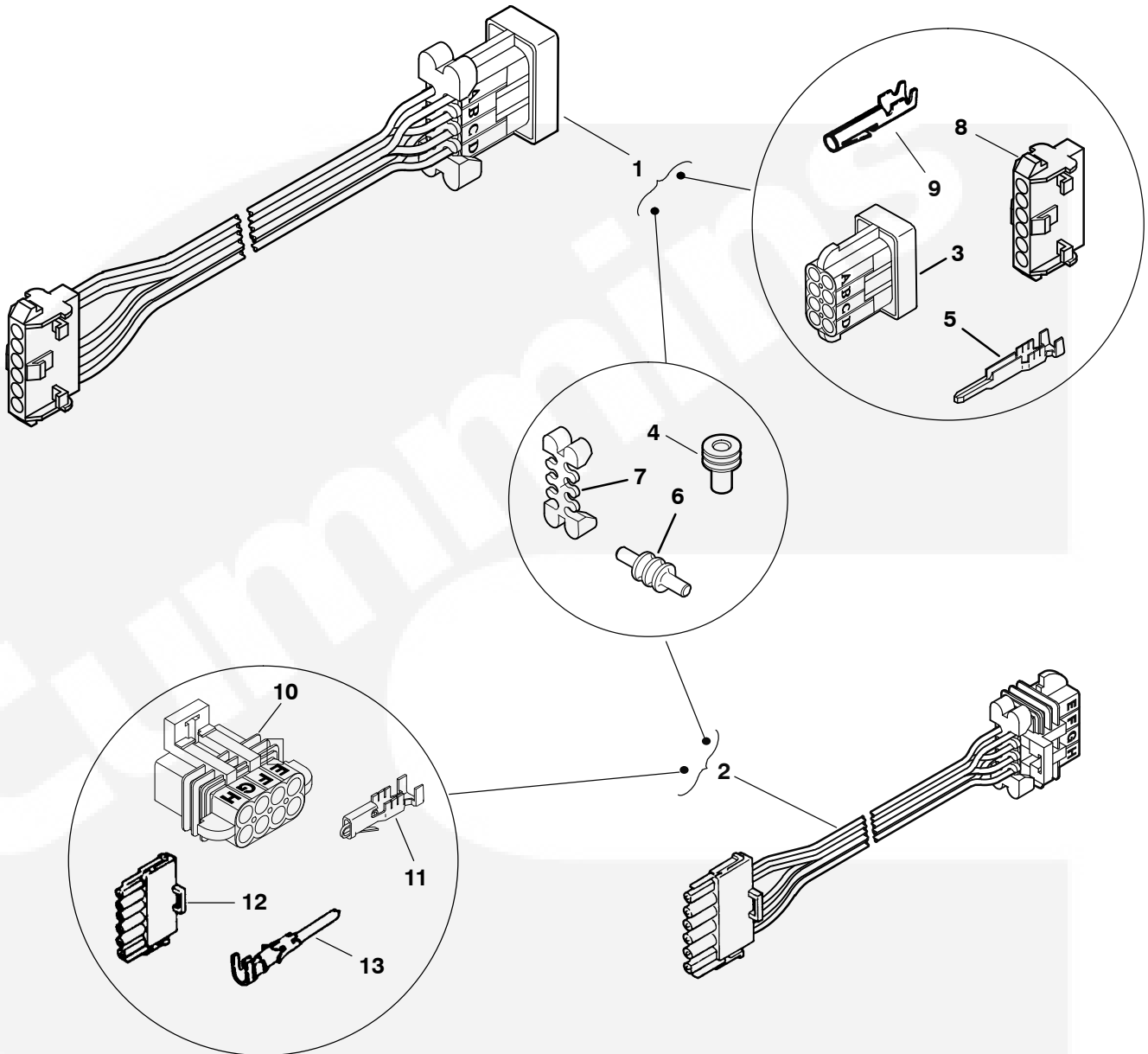
REF NO.	PART NO.	QTY USED	PART DESCRIPTION	REF NO.	PART NO.	QTY USED	PART DESCRIPTION
1			Harness, Extension (Reaches from Genset Harness to Remote Panel) (Includes Parts Marked +)	3	338-3572	1	Harness, Adapter (Reaches from Remote Panel to Pigtail Harness) (Includes Parts Marked #)
	338-3489-01	1	10'	4	323-1744	1	+*Connector, Receptacle (8 Pin)
	338-3489-02	1	30'	5	323-1712	3	+*Plug, Cavity
2	300-4946	1	Harness, Customer Interface Pigtail (Reaches from Genset Harness to Customer Hookup or Remote Panel [with use of Following Adapter Harness]) (Includes Parts Marked *)	6	323-1708	5	+*Seal, Cable
				7	323-1707	5	*Pin, Contact
				8	323-1741	1	+*Housing, Lock
				9	323-1200	1	+#Socket, Contact
				10	323-1342	1	+#Cap, Connector

+ - Parts Included in Extension Harness.

\* - Parts Included in Customer Interface Pigtail Harness.

# - Parts Included in Adapter Harness.

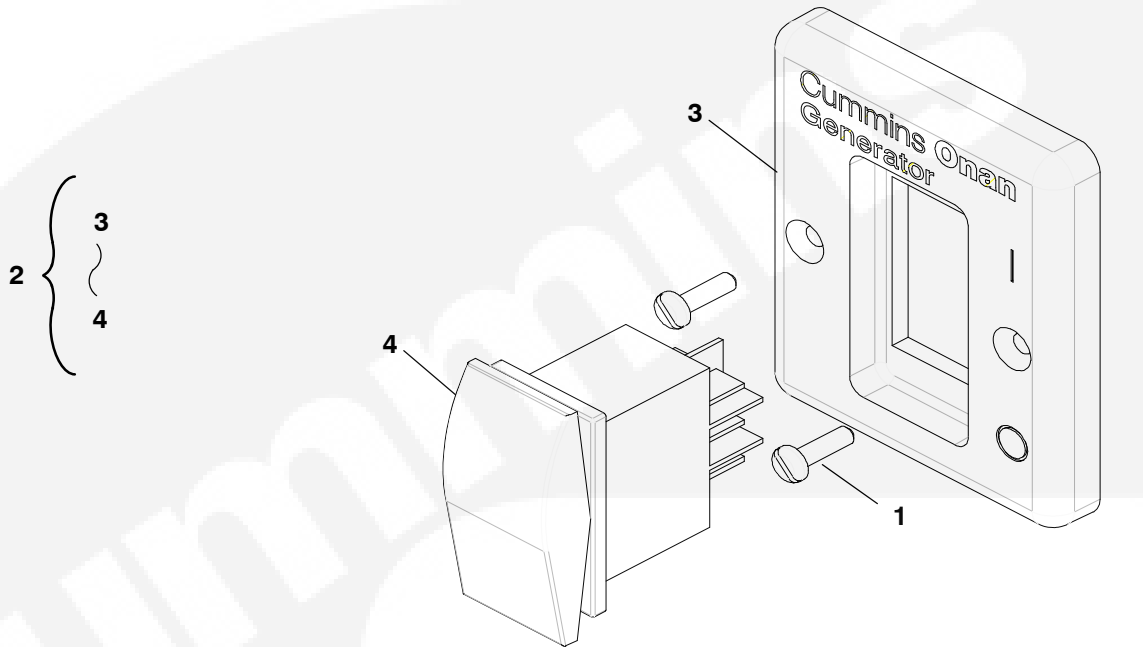
## Adapter Harness (New to Old, Old to New) (KY Spec F-H and KYD Spec A)



REF NO.	PART NO.	QTY USED	PART DESCRIPTION	REF NO.	PART NO.	QTY USED	PART DESCRIPTION
1	338-3513	1	Harness, Remote Panel Adapter (6") (Reaches from New Genset to Old Panel) (Includes Parts Marked *)	8	323-1342	1	*Cap, Connector (6 PI)
2	338-3514	1	Harness, Remote Panel Adapter (6") (Reaches from Old Genset to New Panel) (Includes Parts Marked +)	9	323-1200	1	*Socket, Contact
3	323-1744	1	*Connector, Receptacle (8 Pin)	10	323-1743	1	+Connector, Plug (8 Pin)
4	323-1708	5	+*Seal, Cable	11	323-1709	5	+Socket, Terminal
5	323-1707	5	*Pin, Contact	12	323-1304	1	+Cap, Connector (6 PI)
6	323-1712	3	+*Plug, Cavity	13	323-1199	5	+Pin, Contact
7	323-1741	1	+*Housing, Lock				

\* - Parts Included in Remote Panel Adapter Harness (New Genset to Old Panel).  
 + - Parts Included in Remote Panel Adapter Harness (Old Genset to New Panel).

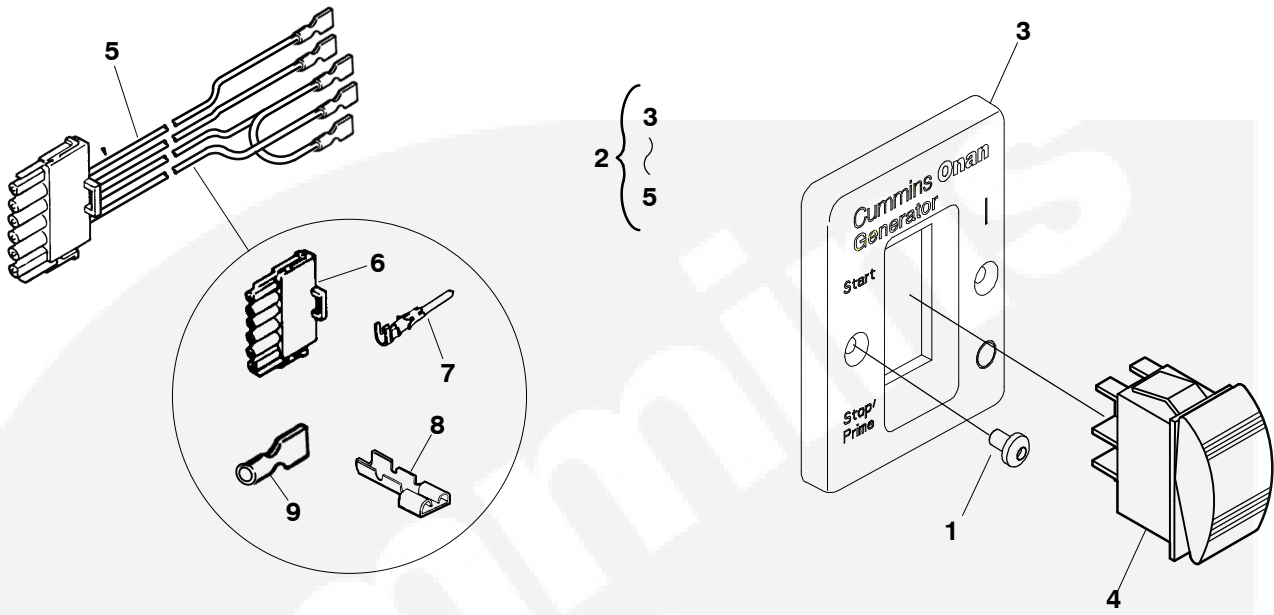
## Remote Control Panel (KY Spec B-E)



REF NO.	PART NO.	QTY USED	PART DESCRIPTION	REF NO.	PART NO.	QTY USED	PART DESCRIPTION
	300-4936	1	Kit, Remote Panel	3	319-6987-02	1	Panel, Printed
1	815-0910	2	Screw, Oval Head Wood	4	308-1062	1	Switch, Start/Stop (S1)
2	300-4953-01	1	Panel Assy, Remote (Includes Switch and Panel)				



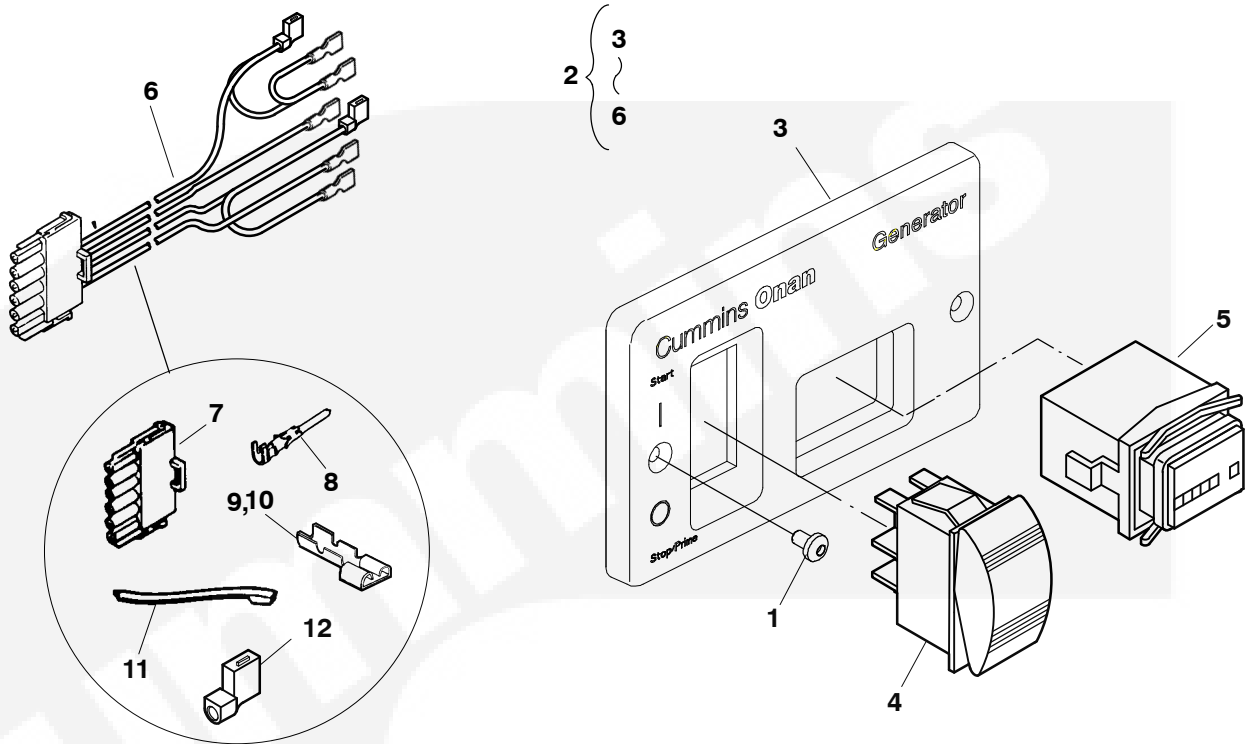
## Remote Control Panel (Switch Only)



REF NO.	PART NO.	QTY USED	PART DESCRIPTION	REF NO.	PART NO.	QTY USED	PART DESCRIPTION
	300-5331	1	Kit, Remote Panel (Switch Only)				(Reaches from Remote Panel to Extension Harness)
1	815-0910	2	Screw, Wood (#6 x 1")				(Includes Parts Marked #)
2			Panel Assy, Remote (Includes Parts Marked ^)	6	323-1304	1	# Plug, 6-Pin
	300-4953-04	1	KY Begin Spec J and KYD	7	323-1199	4	# Pin, Contact
3			^ Panel, Printed	8	332-0529	3	# Terminal, Receptacle (.25)
	319-6987-01	1	KY Spec F-H	9	332-0529	2	# Terminal, Receptacle (.25)
	319-6987-03	1	KY Begin Spec J and KYD				
4	308-1062	1	^ Switch, Start/Stop				^ - Parts Included in Remote Panel Assy.
5	338-3510	1	^ Harness, Remote Panel				# - Parts Included in Remote Panel Harness.



## Remote Control Panel (Switch and Hourmeter)

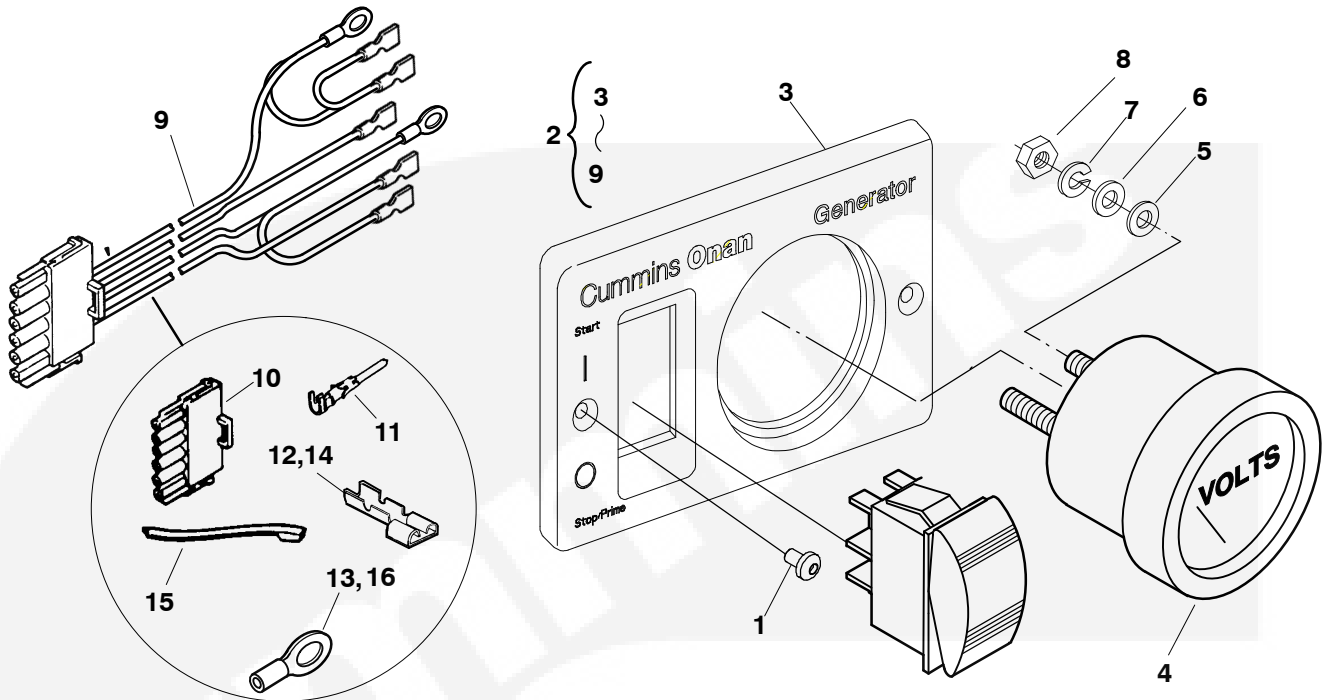


REF NO.	PART NO.	QTY USED	PART DESCRIPTION	REF NO.	PART NO.	QTY USED	PART DESCRIPTION
			Kit, Remote Panel (Switch and Hourmeter)	8	323-1199	4	#Pin, Contact
	300-5332	1	KY Begin Spec J and KYD	9	332-0529	4	#Terminal, Receptacle (.25)
1	815-0910	2	Screw, Wood (#6 x 1")	10	332-0529	1	#Terminal, Receptacle (.25)
2			Panel Assy, Remote (Includes Parts Marked ^)	11	332-0942	AR	#Tie, Cable
	300-4951-04	1	KY Begin Spec J and KYD	12	332-2571	1	#Terminal, Receptacle (90°) (KY Begin Spec J and KYD)
3			^Panel, Printed				
	319-6988-03	1	KY Spec F-H				
	319-6988-05	1	KY Begin Spec J and KYD				
4	308-1062	1	^Switch, Start/Stop				
5	302-2002	1	^Meter, Hour				
6			^Harness, Remote Panel (Reaches from Remote Panel to Extension Harness) (Includes Parts Marked #)				
	338-3896	1	KY Begin Spec J and KYD				
7	323-1304	1	#Plug, 6-Pin				

^ - Parts Included in Remote Panel Assy.

# - Parts Included in Remote Panel Harness.

## Remote Control Panel (Switch and Voltmeter)



REF NO.	PART NO.	QTY USED	PART DESCRIPTION	REF NO.	PART NO.	QTY USED	PART DESCRIPTION
			Kit, Remote Panel (Switch and Voltmeter)	13	332-0807	2	#Terminal, Ring (#10)
	300-5333	1		14	332-0529	5	#Terminal, Receptacle (.25)
1	815-0910	2	Screw, Wood (#6 x 1")	15	332-0942	AR	#Tie, Cable
2			Panel Assy, Remote (Includes Parts Marked ^)	16	332-0147	1	#Terminal, Ring (#10) (KY Begin Spec J and KYD)
	300-4952-04	1	KY Begin Spec J and KYD				
3			^Panel, Printed				^ - Parts Included in Remote Panel Assy.
	319-6989-04	1	KY Begin Spec J and KYD				# - Parts Included in Remote Panel Harness.
4	302-1641	1	^Meter, Volt				
5	526-0409	2	^Washer, Nylon Flat (#10)				+ - Labels Included in 120V/60Hz Control Labels Assy.
6	526-0049	4	^Washer, Brass Flat (#10)				↓ - Labels Included in 100V/60Hz Control Labels Assy.
7	850-0030	2	^Washer, Lock (#10)				> - Labels Included in 50Hz Control Labels Assy.
8	871-0010	4	^Nut, Hex Brass Machine (#10-32)				* - Labels Included in 120V/60Hz Label Pkg.
9			^Harness, Remote Panel (Reaches from Remote Panel to Extension Harness) (Includes Parts Marked #)				• - Labels Included in 100V/60Hz Label Pkg.
10	323-1304	1	#Plug, 6-Pin				# - Labels Included in 50Hz Label Pkg.
11	323-1199	4	#Pin, Contact				
12	332-0529	3	#Terminal, Receptacle (.25)				

## Kits, Paint

REF NO.	PART NO.	QTY USED	PART DESCRIPTION	REF NO.	PART NO.	QTY USED	PART DESCRIPTION
155-2883		1	Kit, Tailpipe Hanger – Includes the Following:	305-0979		1	Kit, Remote Adapter
155-2860		1	Insulator, Exhaust	323-1708		2	Seal, Cable
155-2861		2	Clamp, Exhaust	300-4946		1	Harness, Remote
800-0031		2	Screw, Hex Head Cap (5/16-18 x 1-1/2")	332-3582		5	Splice, Thermal
155-2859		3	Backplate, Exhaust	168-0213		1	Kit, Gasket – Includes the Following:
800-0026		1	Screw, Hex Head Cap (5/16-18 x 3/4")	<b>101-0788</b>		1	Gasket, Bearing Plate
862-0015		2	Nut, Hex (5/16")	102-1412		1	Gasket, Oil Base
155-2887		1	Kit, Exhaust Elbow – Includes the Following:	110-3893		1	Gasket, Cylinder Head
155-2886		1	Elbow, Exhaust Adapter	110-3861		1	Gasket, Valve Cover
155-1256		1	Clamp	140-2586		1	Gasket, Air Cleaner
				145-0695		1	Gasket, Carburetor Flange
				146-0531		1	Gasket, Insulator
				146-0533		1	Gasket, Carburetor
				154-2816		1	Gasket, Exhaust
541-0525		1	Kit, Set Mounting – Includes the Following:	154-2821		1	Gasket, Intake Elbow
403-4142-02		1	Bracket, Set Mounting	155-2677-01		1	Gasket, Resonator
402-0748		4	Isolator, Set				
526-0333		4	Washer, Flat	525-0305		-	Paint, Enamel Green (13 oz. Pressurized Spray Can)
800-0033-01		4	Screw, Hex Head Cap (5/6-18 x 2")				



## Labels

REF NO.	PART NO.	QTY USED	PART DESCRIPTION	REF NO.	PART NO.	QTY USED	PART DESCRIPTION
<b>Labels, KY Spec A-J</b>				<b>Labels, Control Panel (KY Begin Spec J and KYD)</b>			
98-6539-01	1	1	Label, Caution (Hot Exhaust Pipe) (Spec A)	98-7634-03	1	60Hz 120V (Includes Labels Marked +)	
98-6783	1	1	Label, Control (Stop/Start/ Amp) (120V Sets)(Spec B-H)	98-7634-01	1	100V (Includes Labels Marked ∩)	
98-6762	1	1	Label, Important (Service Door)	98-7634-02	1	50Hz (Includes Labels Marked >)	
98-4240	1	1	Label, Kit Number	98-6477	1	Label, Caution (Recirculating Hot Air)	
			Label, Model Identification Spec A-H			Label, Circuit Breaker	
98-6288-01	1	1	MicroLite 4000	98-7634-01	1	∩ 17A, 2 Pole	
98-6288-02	1	1	MicroLite 3600	98-6540-01	1	☛Label, Caution (Recirculating Hot Air 60 Hz)	
98-6288-03	1	1	MicroLite 3600LP			#☛Label, Charger Leads (Disconnect Leads) (50 Hz and 100V/60Hz)	
98-6288-04	1	1	MicroLite 3300LP			#☛Label, Charger (Disconnect Leads) (50 Hz and 100V/60Hz)	
			Begin Spec J	98-6805	1	#☛Label, Control (Amperage) 5A (50 Hz and 100V/60Hz KY Spec B-H and KYD)	
98-7620-01	1	1	MicroQuiet 4000	543-0018-02	1	☛Label, Decal Kit	
98-7620-02	1	1	MicroQuiet 3600	98-6434	1	☛Label, Warning (Exhaust Gas/Combustion Source 60 Hz)	
98-7620-03	1	1	MicroQuiet 3600LP			Label, Logo	
98-7620-04	1	1	MicroQuiet 3300LP	98-8752	1	RV QG 4000	
98-6756-01	1	1	Label, Service Panel (Closed Right) (Spec A)	98-8759	1	RV QG 4000 EVAP	
98-6756-02	1	1	Label, Service Panel (Closed Left) (Spec A)	98-8760	1	RV QG 3300 LP	
			Label, Warning (Installation Clearance)	98-8761	1	RV QG 3600	
98-6289	1	1	Spec A			<b>Labels, KYD</b>	
98-6526-01	1	1	Spec B-H			Label, Logo	
98-7640-01	1	1	Begin Spec J	98-8087-01	1	Camp Power 4000	
98-7282-03	1	1	#Label Pkg	98-8087-02	1	Camp Power 3600	
98-7282-03	1	1	#Label Pkg	98-8087-03	1	Camp Power 3300	
			Label, Control (Amperage)	98-7624	1	Label, Control	
98-6518-02	1	1	# 15A (50 Hz Sets)	98-8159	1	Label, Warning (Installation Clearance)	
98-7282-02	1	1	• 20A (100V/60Hz)				
98-7282-03	1	1	#Label Pkg				
98-7282-03	1	1	# Gas/Combustion Source 50 Hz)				
98-7282-03	1	1	#Label Pkg (Rotating Fan 50 Hz)				
98-6859	1	1	Label, Warning				
			Label Pkg				
			60Hz				
98-7282-01	1	1	120V (Includes Labels Marked *)				
98-7282-02	1	1	100V Includes Labels Marked ☛				
<b>Labels, KY and KYD</b>							



## Numerical Index

<u>Part No.</u>	<u>Page</u>	<u>Part No.</u>	<u>Page</u>	<u>Part No.</u>	<u>Page</u>	<u>Part No.</u>	<u>Page</u>
098-4240,	74	098-8761,	74	110-3890,	10 , 11	140-2609,	29
098-6288-01,	74	100-4152,	10 , 11	110-3892,	10 , 11	140-2771-01,	19 , 21 , 25 , 27
098-6288-02,	74	101-0787,	16	110-3893,	10 , 11 , 73	140-2820-01,	31
098-6288-03,	74	101-0788,	16 , 73	110-3914,	10 , 11	140-2855,	31
098-6288-04,	74	102-1412,	33 , 34 , 35 , 73	110-3922-01,	10 , 11	140-3280,	31
098-6289,	74	102-1444,	34 , 35	110-3922-02,	10 , 11	140-3295,	31
098-6434,	74	102-1456-02,	45	110-3972,	28	145-0561,	29
098-6477,	74	104-1721-01,	12 , 13	110-4035,	11	145-0615,	29
098-6518-01,	74	104-1721-02,	12 , 13	110-4036,	11	145-0617,	19 , 23
098-6518-02,	74	104-1721-03,	12 , 13	112-0253,	13	145-0619,	57
098-6526-01,	74	104-1721-05,	12 , 13	112-0255,	12 , 13	145-0689,	60 , 61
098-6539-01,	74	104-1721-07,	12 , 13	112-0290,	12 , 13	145-0695,	19 , 21 , 23 , 25 , 27 , 73
098-6540-01,	74	104-1721-08,	12 , 13	112-0291,	12	145-0705-02,	19 , 21 , 25 , 27
098-6756-01,	74	104-1780,	12	114-0366,	12	146-0530,	19 , 21 , 23 , 25 , 27
098-6756-02,	74	104-1896-02,	14 , 15 , 16	114-0373,	12	146-0531,	19 , 21 , 23 , 25 , 27 , 73
098-6762,	74	104-1896-04,	14 , 15 , 16	115-0463,	14	146-0532,	19 , 21 , 23 , 25 , 27
098-6769,	31	104-1896-05,	14 , 15 , 16	115-0465,	10 , 11	146-0533,	19 , 21 , 23 , 25 , 27 , 73
098-6783,	74	104-1899,	12	115-0471,	14 , 15	146-0534,	19
098-6805,	74	104-1901,	12	115-0472,	10 , 11	146-0646,	19
098-6806,	51 , 74	104-1902,	16	115-0496,	10 , 11	146-0651,	19
098-6859,	74	104-2130,	16	115-0497,	10 , 11	146-0668,	25
098-7282-01,	74	104-2133,	13	115-0542,	15	146-0722,	23 , 25
098-7282-02,	74	105-0681,	14	120-1264,	12 , 13	146-0743,	19
098-7282-03,	74	105-0724,	14	123-1917,	10 , 11 , 27	146-0759,	19
098-7620-01,	74	105-0754,	15	123-1920,	10 , 11	146-0765,	19 , 21
098-7620-02,	74	110-3698,	10 , 11	123-1944-01,	33	146-0783,	19 , 21
098-7620-03,	74	110-3700,	10 , 11	123-1953,	33	146-0784,	21
098-7620-04,	74	110-3701,	10 , 11	123-2015,	34 , 35	146-0785,	19
098-7624,	74	110-3743,	10 , 11	123-2397,	28	146-0803,	21
098-7634-01,	74	110-3750,	10	134-4918,	57	146-0829,	27
098-7634-02,	74	110-3750-03,	10 , 11	134-4919-01,	32	146-0881,	21
098-7634-03,	74	110-3751-00,	10	134-5029,	31	148-0985-02,	23 , 25
098-7640-01,	74	110-3751-01,	10	134-5031,	31	148-1013,	23 , 25
098-8087-01,	74	110-3861,	10 , 11 , 73	134-5032,	31	148-1264-02,	27
098-8087-02,	74	110-3882,	10 , 11	134-5119,	32	148-1265-02,	27
098-8087-03,	74	110-3887,	10	134-5213,	31		
098-8159,	74	110-3888,	10	140-2536-06,	21 , 27 , 31		
098-8752,	74			140-2576,	29		
098-8759,	74			140-2586,	19 , 23 , 73		
098-8760,	74						

## Numerical Index

<u>Part No.</u>	<u>Page</u>	<u>Part No.</u>	<u>Page</u>	<u>Part No.</u>	<u>Page</u>	<u>Part No.</u>	<u>Page</u>
148-1266,	<b>27</b>	155-2449,	<b>41</b>	191-1798,	<b>30</b>	300-4953-04,	<b>70</b>
148-1341-02,	<b>28</b>	155-2675,	<b>42</b>	191-2351,	<b>30 , 57</b>	300-5331,	<b>70</b>
149-2311-01,	<b>19</b>	155-2676,	<b>42</b>	201-3538-S0,	<b>57 , 59</b>	300-5332,	<b>71</b>
149-2457,	<b>19 , 21</b>	155-2677-01,	<b>42 , 73</b>	201-3539-S0,	<b>59</b>	300-5333,	<b>72</b>
149-2523,	<b>23 , 25 , 27</b>	155-2678,	<b>36</b>	201-3539-S1,	<b>59</b>	302-1641,	<b>72</b>
150-2273,	<b>15</b>	155-2682,	<b>42</b>	204-0141,	<b>57 , 59</b>	302-2002,	<b>71</b>
150-2302,	<b>14</b>	155-2683-02,	<b>36</b>	205-0199-S0,	<b>57 , 59</b>	303-0275,	<b>57 , 60</b>
150-2305,	<b>14</b>	155-2715,	<b>42</b>	205-0263,	<b>59</b>	303-0303,	<b>57</b>
150-2390,	<b>17</b>	155-2783,	<b>37</b>	211-0437,	<b>29</b>	303-0308-01,	<b>60</b>
150-2391,	<b>17</b>	155-2844-S0,	<b>41</b>	211-0460,	<b>30</b>	303-0331,	<b>61</b>
150-2392,	<b>17</b>	155-2844-S1,	<b>41</b>	211-0497,	<b>30</b>	303-0332,	<b>61</b>
150-2393,	<b>17</b>	155-2845,	<b>41</b>	211-0497-01,	<b>30</b>	304-0794,	<b>62</b>
150-2394,	<b>17</b>	155-2847,	<b>41</b>	212-1276-03,	<b>29 , 30</b>	304-0796,	<b>57</b>
150-2395,	<b>17</b>	155-2850,	<b>41</b>	212-1282-S0,	<b>29 , 30</b>	305-0784,	<b>51</b>
150-2396,	<b>17</b>	155-2859,	<b>41 , 73</b>	212-1283-S0,	<b>29 , 30</b>	305-0851,	<b>29 , 45</b>
150-2398,	<b>17</b>	155-2860,	<b>41 , 73</b>	214-0103,	<b>29 , 30</b>	305-0866,	<b>29 , 45</b>
150-2401,	<b>17</b>	155-2861,	<b>41 , 73</b>	220-4485-04,	<b>59</b>	305-0935,	<b>62</b>
150-2448,	<b>17</b>	155-2883,	<b>73</b>	220-4485-S1,	<b>57 , 59</b>	305-0979,	<b>73</b>
150-2465,	<b>14</b>	155-2886,	<b>73</b>	220-4485-S3,	<b>57 , 59</b>	307-2501,	<b>23</b>
150-2466,	<b>14</b>	155-2887,	<b>73</b>	220-4485-S5,	<b>59</b>	307-2586,	<b>42 , 45 , 47</b>
150-2549-02,	<b>17</b>	155-3263,	<b>41</b>	220-4490-S1,	<b>59</b>	307-2795-02,	<b>23</b>
150-2604,	<b>14 , 15</b>	155-4046,	<b>39</b>	220-4572-01,	<b>57 , 59</b>	307-2831-02,	<b>23 , 25</b>
150-2754,	<b>15</b>	155-4063,	<b>39</b>	220-4572-02,	<b>59</b>	307-2997-02,	<b>23 , 25 , 27</b>
153-0638-01,	<b>19 , 21</b>	155-4084,	<b>39</b>	220-4572-03,	<b>59</b>	307-3079,	<b>23 , 25 , 27</b>
153-0639,	<b>21</b>	160-1358-S0,	<b>29 , 30</b>	220-4586-02,	<b>59</b>	308-0852,	<b>60</b>
<i>See also</i>		166-0784-S0,	<b>57</b>	220-4586-11,	<b>59</b>	308-0968,	<b>62</b>
153-0640,	<b>19 , 21</b>	166-0818,	<b>60</b>	220-4586-S1,	<b>59</b>	308-0969,	<b>57</b>
153-0641,	<b>29</b>	166-0866,	<b>30</b>	226-4297,	<b>30 , 57</b>	308-1019,	<b>65</b>
153-0651-02,	<b>19 , 21</b>	167-0265,	<b>57</b>	226-4795,	<b>30</b>	308-1038,	<b>61</b>
153-0659,	<b>19 , 21</b>	167-0267,	<b>30 , 57 , 60</b>	232-3720,	<b>19 , 21</b>	308-1059,	<b>33 , 34</b>
153-0664,	<b>31</b>	167-0275,	<b>10 , 11</b>	232-3881,	<b>59</b>	308-1062,	<b>69 , 70 , 71</b>
154-2815-02,	<b>19 , 21 , 23 , 25 , 27</b>	167-0305,	<b>10 , 11</b>	232-4030,	<b>59</b>	315-0735-03,	<b>59</b>
154-2816,	<b>36 , 37 , 38 , 39 , 73</b>	167-1627,	<b>30 , 60</b>	300-4155,	<b>42</b>	315-0736,	<b>59 , 61</b>
154-2818,	<b>19 , 21 , 23 , 25</b>	167-1636,	<b>63 , 64 , 65</b>	300-4320,	<b>45</b>	319-1279-01,	<b>42</b>
154-2821,	<b>19 , 21 , 23 , 25 , 27 , 73</b>	168-0213,	<b>73</b>	300-4923,	<b>45</b>	319-1412,	<b>57</b>
154-2975,	<b>37</b>	181-0489,	<b>35</b>	300-4936,	<b>69</b>	319-2152-03,	<b>45</b>
155-1256,	<b>41 , 73</b>	181-0490,	<b>35</b>	300-4946,	<b>67 , 73</b>	319-2176-03,	<b>60</b>
155-2174,	<b>41</b>	185-6826,	<b>12</b>	300-4951-04,	<b>71</b>	319-2213-03,	<b>60</b>
		185-6828,	<b>12</b>	300-4952-04,	<b>72</b>	319-3811-02,	<b>45 , 47</b>
		185-7144,	<b>10 , 11</b>	300-4953-01,	<b>69</b>		

## Numerical Index

<u>Part No.</u>	<u>Page</u>	<u>Part No.</u>	<u>Page</u>	<u>Part No.</u>	<u>Page</u>	<u>Part No.</u>	<u>Page</u>
319-3844-02,	<b>61</b>	331-0521,	<b>42</b>	338-3661-01,	<b>64</b>	405-5811-02,	<b>45</b>
319-6987-01,	<b>70</b>	331-0539-02,	<b>45 , 47</b>	338-3661-02,	<b>64</b>	405-6383-01,	<b>51</b>
319-6987-02,	<b>69</b>	331-0545,	<b>45</b>	338-3812,	<b>65</b>	405-6384-01,	<b>48 , 51</b>
319-6987-03,	<b>70</b>	332-0147,	<b>72</b>	338-3813,	<b>65</b>	405-6384-02,	<b>51</b>
319-6988-03,	<b>71</b>	332-0529,	<b>70 , 71 , 72</b>	338-3814,	<b>61</b>	405-6384-03,	<b>51</b>
319-6988-05,	<b>71</b>	332-0807,	<b>72</b>	338-3815,	<b>61</b>	405-7552,	<b>51</b>
319-6989-04,	<b>72</b>	332-0942,	<b>42 , 62 , 71 , 72</b>	338-3896,	<b>71</b>	405-7661,	<b>47</b>
320-1323,	<b>57 , 60 , 61</b>	332-2571,	<b>71</b>	402-0640,	<b>42</b>	405-7662,	<b>51</b>
320-1780-01,	<b>57 , 60</b>	332-2870-01,	<b>71</b>	402-0641,	<b>42 , 45 , 47</b>	406-0779,	<b>48 , 51</b>
320-1780-02,	<b>60 , 61</b>	332-3108,	<b>45 , 62</b>	402-0664-01,	<b>45 , 47</b>	502-0047,	<b>23 , 25 , 27</b>
320-1780-03,	<b>60 , 61</b>	332-3292,	<b>51</b>	402-0664-02,	<b>45 , 47</b>	502-0153,	<b>33 , 34</b>
321-0307-03,	<b>63 , 64</b>	332-3582,	<b>73</b>	402-0675,	<b>37 , 38</b>	502-0395,	<b>23</b>
321-0312-02,	<b>63 , 64</b>	332-3582,	<b>73</b>	402-0678,	<b>37 , 38</b>	502-1133,	<b>23 , 25 , 27</b>
321-0312-S1,	<b>62</b>	337-2312,	<b>29 , 31</b>	402-0686-02,	<b>45</b>	502-1162,	<b>23 , 25 , 27</b>
323-1199,	<b>63 , 64 , 66 , 68 , 70 , 71 , 72</b>	337-3467,	<b>31 , 47</b>	402-0748,	<b>73</b>	502-1200,	<b>23</b>
323-1200,	<b>62 , 63 , 64 , 67 , 68</b>	338-2046,	<b>66</b>	403-3396-02,	<b>52</b>	502-1214,	<b>23 , 25 , 27</b>
323-1252,	<b>62</b>	338-2260-01,	<b>66</b>	403-3581-04,	<b>54</b>	503-1351,	<b>30</b>
323-1253,	<b>63 , 64</b>	338-2260-02,	<b>66</b>	403-3630,	<b>55</b>	503-1418,	<b>23</b>
323-1304,	<b>66 , 68 , 70 , 71 , 72</b>	338-2568-01,	<b>62</b>	403-3631-02,	<b>55</b>	503-1533-03,	<b>37 , 39</b>
323-1314,	<b>62 , 63 , 64</b>	338-2568-02,	<b>62</b>	403-3669-02,	<b>52</b>	503-1851,	<b>10 , 11 , 23 , 25 , 27</b>
323-1342,	<b>67 , 68</b>	338-2807,	<b>63 , 64</b>	403-3672,	<b>52 , 53</b>	503-1951-09,	<b>19 , 21</b>
323-1527-01,	<b>62 , 63 , 64 , 65</b>	338-2909,	<b>60</b>	403-4142-02,	<b>73</b>	503-2006,	<b>23 , 25</b>
323-1527-02,	<b>62 , 63 , 64 , 65</b>	338-3022-01,	<b>63</b>	403-5135-02,	<b>53</b>	503-2015,	<b>23 , 25 , 27</b>
323-1605-01,	<b>65</b>	338-3022-02,	<b>63</b>	403-5136-02,	<b>53</b>	503-2143-05,	<b>27</b>
323-1614-01,	<b>65</b>	338-3023-01,	<b>63</b>	405-4241,	<b>55</b>	503-2289-06,	<b>27</b>
323-1707,	<b>67 , 68</b>	338-3023-02,	<b>63</b>	405-4305-01,	<b>42</b>	503-2309,	<b>27</b>
323-1708,	<b>65 , 67 , 68 , 73</b>	338-3049,	<b>60</b>	405-4306,	<b>42</b>	503-2735,	<b>19 , 21</b>
323-1709,	<b>65 , 68</b>	338-3123-01,	<b>63</b>	405-4307-02,	<b>48</b>	503-2878,	<b>28</b>
323-1712,	<b>65 , 67 , 68</b>	338-3379-01,	<b>63</b>	405-4308,	<b>48</b>	503-2879,	<b>28</b>
323-1741,	<b>65 , 67 , 68</b>	338-3489-01,	<b>67</b>	405-4311-01,	<b>51</b>	503-3069,	<b>28</b>
323-1743,	<b>65 , 68</b>	338-3489-02,	<b>67</b>	405-4662-S0,	<b>55</b>	505-0071,	<b>23 , 25 , 27</b>
323-1744,	<b>67 , 68</b>	338-3510,	<b>70</b>	405-4663-S0,	<b>55</b>	505-1492-02,	<b>34</b>
327-1413,	<b>45 , 47</b>	338-3513,	<b>68</b>	405-4668-01,	<b>55</b>	508-0055,	<b>55</b>
331-0041,	<b>42</b>	338-3514,	<b>68</b>	405-4755-02,	<b>42</b>	508-0071,	<b>55</b>
331-0115,	<b>45</b>	338-3572,	<b>67</b>	405-4894,	<b>51</b>	508-0208,	<b>45 , 47</b>
331-0255,	<b>45</b>	338-3638-01,	<b>64</b>	405-4895,	<b>45</b>	508-0315,	<b>42 , 45 , 47 , 48 , 51 , 52 , 53</b>
		338-3639-02,	<b>64</b>	405-4896,	<b>31</b>	508-0330,	<b>45</b>
		338-3640-01,	<b>64</b>	405-4964-02,	<b>45</b>	508-0333,	<b>47</b>
		338-3640-02,	<b>64</b>	405-4966,	<b>51</b>	508-1083-01,	<b>42</b>
		338-3641-01,	<b>64</b>	405-4967-03,	<b>51</b>		

## Numerical Index

<u>Part No.</u>	<u>Page</u>	<u>Part No.</u>	<u>Page</u>	<u>Part No.</u>	<u>Page</u>	<u>Part No.</u>	<u>Page</u>
508-1091, <b>45</b>		526-0014, <b>45</b>		800-0730, <b>42</b>		823-0007-01, <b>29 , 36</b>	
508-1093-01, <b>45</b>		526-0018, <b>29 , 59 , 60 , 61</b>		800-2012, <b>51</b>		823-0007-02, <b>57 , 59</b>	
508-1116, <b>51</b>		526-0029, <b>42</b>		800-2031, <b>40</b>		823-0008, <b>57</b>	
508-1194, <b>39</b>		526-0032, <b>45</b>		800-2046, <b>19 , 21 , 23 , 25 , 27</b>		823-0009-01, <b>31 , 57</b>	
509-0142, <b>33</b>		526-0049, <b>72</b>		800-2057, <b>37</b>		823-0010-01, <b>48 , 51</b>	
509-0258, <b>12 , 14</b>		526-0113, <b>39</b>		800-2058, <b>38</b>		823-1002-01, <b>42 , 51 , 59</b>	
509-0274-02, <b>29</b>		526-0115, <b>39</b>		800-3026, <b>10</b>		823-1002-03, <b>19 , 21 , 23 , 25 , 27 , 45 , 60</b>	
509-0282-02, <b>33</b>		526-0122, <b>17 , 52 , 53 , 54 , 55</b>		800-6373-03, <b>17</b>		823-1002-04, <b>45</b>	
509-0285, <b>57</b>		526-0174, <b>52 , 53 , 54</b>		813-0098, <b>55</b>		823-1006-06, <b>37 , 38</b>	
509-0289, <b>10</b>		526-0333, <b>73</b>		815-0549, <b>60 , 61</b>		850-0030, <b>55 , 72</b>	
509-0305, <b>31</b>		526-0392, <b>57 , 59</b>		815-0578, <b>32 , 47 , 61</b>		850-0040, <b>30 , 57</b>	
509-0307, <b>34 , 35</b>		526-0394, <b>48 , 51</b>		815-0753, <b>61</b>		850-0045, <b>42 , 45 , 47</b>	
509-0308, <b>31</b>		526-0409, <b>72</b>		815-0778, <b>57 , 59</b>		853-0013, <b>60 , 61</b>	
509-0313, <b>30</b>		526-2077, <b>14</b>		815-0781, <b>30</b>		856-0003, <b>51</b>	
509-0421, <b>59</b>		526-2078, <b>14</b>		815-0785, <b>45 , 47</b>		856-0006, <b>23 , 25 , 27</b>	
510-0160, <b>12 , 13</b>		541-0508, <b>14</b>		815-0787, <b>57 , 59</b>		856-0008, <b>29 , 31 , 42 , 45 , 47 , 55</b>	
510-0163, <b>14 , 15 , 16</b>		541-0525, <b>73</b>		815-0829-01, <b>33 , 34</b>		860-2005, <b>19 , 21</b>	
510-0182, <b>12 , 13 , 15</b>		541-0540, <b>42 , 45</b>		815-0829-04, <b>59</b>		862-0001, <b>30 , 57</b>	
510-0216, <b>57 , 59</b>		541-0556-01, <b>51</b>		815-0838-02, <b>31</b>		862-0015, <b>41 , 42 , 45 , 47 , 73</b>	
515-0289, <b>57 , 59</b>		541-0916, <b>39</b>		815-0842-05, <b>45</b>		865-0029, <b>31</b>	
515-0293, <b>12</b>		541-0938, <b>53</b>		815-0874-01, <b>45 , 47</b>		868-0002, <b>42 , 45 , 47</b>	
515-0305, <b>14</b>		541-1377, <b>27</b>		815-0910, <b>69 , 70 , 71 , 72</b>		870-0236, <b>36 , 57</b>	
516-0151, <b>29</b>		543-0018-02, <b>74</b>		815-0936, <b>59</b>		870-0465, <b>17</b>	
517-0103, <b>30</b>		718-1039, <b>17</b>		815-0943-02, <b>45 , 47</b>		870-0513-02, <b>52 , 53</b>	
517-0133, <b>57 , 60</b>		720-1038, <b>57</b>		816-0101, <b>42</b>		870-0557, <b>38 , 39</b>	
517-0305, <b>19 , 21</b>		740-1002, <b>17</b>		818-0226-02, <b>51</b>		870-2054, <b>45 , 57 , 61</b>	
518-0515, <b>59</b>		740-1004, <b>19 , 21 , 23 , 25 , 27</b>		821-0004, <b>23 , 25</b>		870-2055, <b>36</b>	
518-0576, <b>17</b>		740-1006, <b>57</b>		821-0005, <b>23 , 25</b>		870-2062, <b>51</b>	
518-0581, <b>45 , 51</b>		740-1008, <b>10</b>		821-0014, <b>52 , 53</b>		870-2159, <b>17 , 19 , 21 , 23 , 25 , 27</b>	
518-0617, <b>17</b>		750-1006, <b>57</b>		821-0018, <b>27 , 31</b>		870-2193-04, <b>37</b>	
518-0623, <b>48</b>		800-0017, <b>29</b>		821-2046, <b>36</b>		870-2198, <b>48 , 51</b>	
518-0649, <b>31</b>		800-0026, <b>39 , 41 , 52 , 53 , 54 , 55 , 73</b>		823-0002-04, <b>57 , 60</b>		871-0010, <b>72</b>	
520-2215, <b>17 , 37 , 38 , 39</b>		800-0030, <b>45 , 47</b>		823-0002-09, <b>29 , 30</b>		898-1196-24, <b>25 , 27</b>	
520-2216, <b>36 , 37</b>		800-0031, <b>41 , 73</b>		823-0003-01, <b>60</b>		898-1314-05, <b>19 , 21</b>	
525-0305, <b>73</b>		800-0033-01, <b>73</b>		823-0003-02, <b>27</b>		A026N404, <b>28</b>	
526-0003, <b>19 , 21 , 29 , 30</b>		800-0048, <b>52 , 53</b>		823-0003-03, <b>57</b>		A028V609, <b>11</b>	
526-0009, <b>51</b>		800-0049, <b>54</b>		823-0003-04, <b>29 , 30</b>		A028V611, <b>35</b>	
526-0011, <b>37 , 38</b>				823-0003-06, <b>23 , 25 , 59 , 60</b>			
526-0012, <b>31</b>							



## Numerical Index

<u>Part No.</u>	<u>Page</u>	<u>Part No.</u>	<u>Page</u>	<u>Part No.</u>	<u>Page</u>	<u>Part No.</u>	<u>Page</u>
A028V752,	11						
A028V757,	13						
A028V775,	13						
A028X300,	15						
A028X304,	13						
A028X316,	13						
A028X412,	12 , 13						
A028X500,	11						
A028X507,	11						
A028X508,	11						
A028X512,	11						
A028X518,	11						
A028X528,	16						
A028X564,	35						
A029F889,	21						
A030J333,	40						
A030J339,	40						
A030J351,	40						
A030X652,	52 , 54						
A034F778,	38						
A034L017,	39 , 40						
A034T222,	38						
A035K028,	45						
A041D736,	21						
A041D744,	21						
A041G409,	40						
A041H375,	38						
A041L445,	40						
A041L448,	39						
A042P619,	21						





**THIS PAGE IS INTENDED TO BE BLANK**





# Cummins **Onan**

## **Cummins Power Generation**

1400 73rd Ave. NE  
Minneapolis, MN 55432 USA

Phone 1 763 574 5000  
Toll-free 1 800 888 6626

Fax 1 763 574 5298

Email [www.cumminsonan.com/contact](http://www.cumminsonan.com/contact)

[www.cumminsonan.com](http://www.cumminsonan.com)

Cummins®, Onan®, the "C" logo, and "Performance you rely on." are trademarks of Cummins Inc.

© 2012 Cummins Power Generation, Inc. All rights reserved.

