



ARCTIC MANUFACTURING LTD.

Ph:(250)962-9631 Fax (250)962-7500

www.arcticmfg.com



Arctic

MANUFACTURING LTD.



Parts Catalogue

3323 Hart Highway, Prince George, B.C. V2K1M8
Phone (250) 962-9631 • Fax (250) 962-7500

January 31, 2018



Parts Book Index

Arctic Logging Trailers

LT-20A-LT-22 Tandem Axle Pole Trailer	4, 5
TA-26.1 Tri-Axle	6, 7
QD-33.4 Quad Axle Long Logger	8
LT-24TR Tridem Pole Trailer	9, 10
Arctic Mechanical Suspension / Walking Beams	11 - 18
QD-32 Quad - Mech Short Logger	19 - 25
JC-9.1 Single Axle Jeep	26
JC-17 Tandem Axle Jeep	27

Arctic Logging Equipment

Stakes & Extensions	29
Stake Hardware	30
Bolster Hardware	30-31
Long Log Bunks	32
Short Log Stakes, Drop-In Pocket	33
Short Long Bunks, Drop-In Pocket	34
Long Long Bunks: Non-Trip	35 - 36
Bunk Hardware	37 - 38
Mudflap & Fender	42 - 44

Arctic Truck Equipment

Cab-Guards, Tool Box & Tray	46 -48
Cab-Guard Mount Hardware	50
Butterfly Bolster & Misc	51 - 54
Truck Bunks	55, 56
Wide Load Light, Load Pipes	57, 58
Sliders, Open Rail & Center Pin	60 - 63
Bunk Air Lock	64
Tail Aprons, Tail Light Boxes	65
Jack-Knife Stingers, Tail-Frame Caps, Hitch/Chain Plates	66, 66
Stake Break, Extension Pull-Down	67
Low Bed Ramps	67

Arctic Logging Trailer Equipment

LT-22/25 Trailer Body	69
Trailer Hardware	70, 71, 72
Trailer Bunks	73, 74
Trailer Reach's	75
Trailer Reach Parts	76, 77, 78, 79, 80
Trailer Suspension Parts	81, 82, 83
LT-22/25 Glider	84

Arctic Trailer Components

Trailer Hardware	87
------------------	----

Suspensions

Neway TA Spring Walking Beam	88
Arctic Single Axle Air Ride: JC9.1 / TA26.1	89
Hendrickson Turner	90
Ridewell 240 30K Overslung	91
Air Bag Identification	92, 93
	95

On-Board Electronic Scale Systems

Vulcan / StressTek	96
Vishay / SI	97, 98
	99
SAF Holland 5th Wheel, King Pin, Landing Gear	100
2500 Series 5th Wheel Head	101
3500 Series 5th Wheel Head	102
King Pins	103
Landing Gear	104
Turntables	105

Premier Manufacturing

Hitches	106
Premier Pintle Hitches	107, 108
Reach Hinges	109, 110
Draw Bar Eyes	111, 112



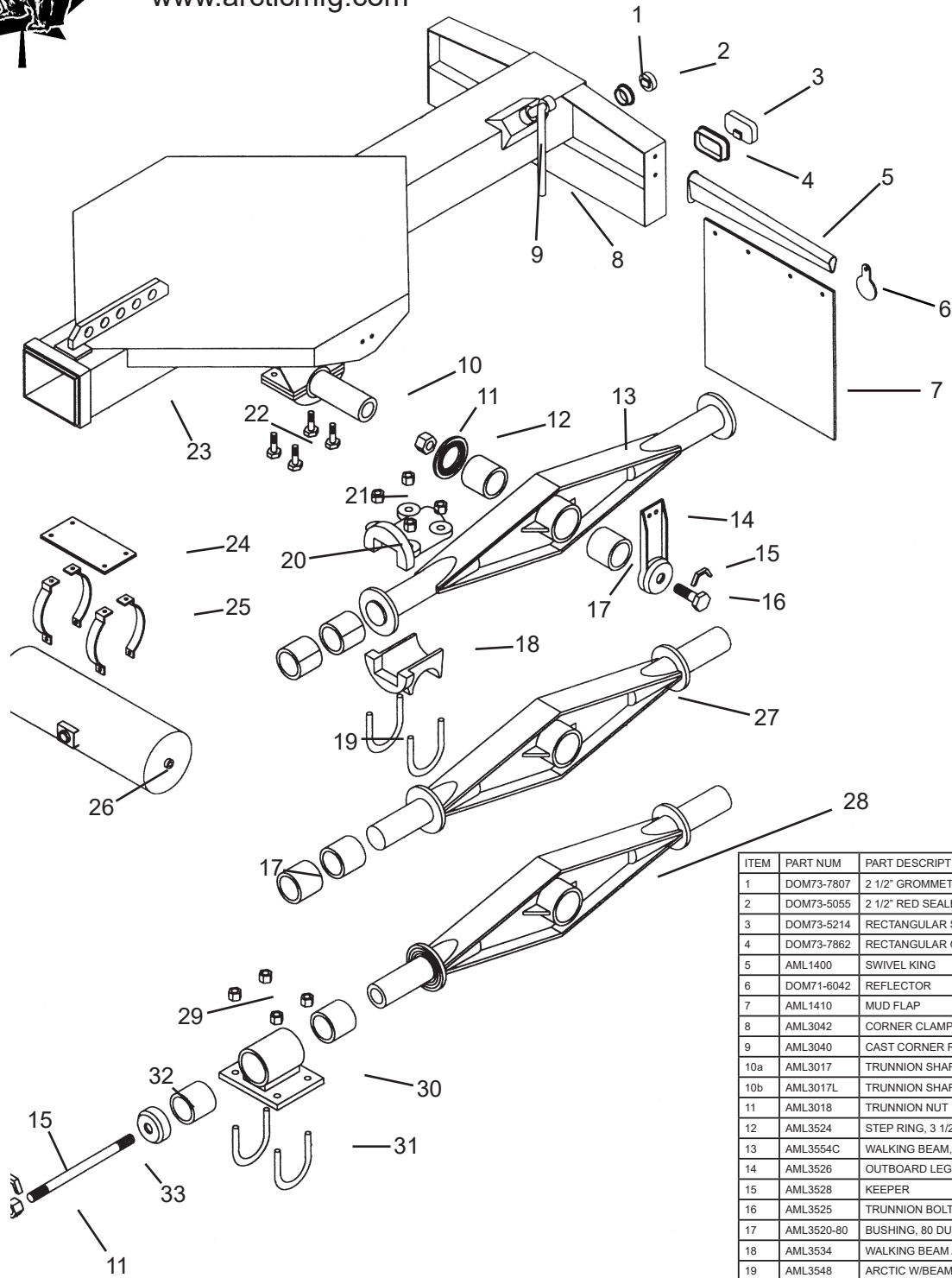
Arcitc Mfg Ltd
Trailer Model / Sub Asemblies

LT-20	Tandem Pole Trailer		AML3600	
LT-22	Tandem Pole Trailer		AML360-1	AML3601-ABS
LT-22AB	Alberta Tandem Pole Trailer		AML3601-89-ABS	
LT-24	BC Tridem Pole Trailer: all 77" track axles			
	Walking Beam	Arctic	AML7600	AML7600-ABS
	Air-Ride	Air-Ride (-2004) Hendrickson	AML7600-A	
	Air-Ride	Air-Ride (+2005) Ridewell	AML7600-AL	AML7600-AL-ABS
LT-24AB	Alberta Tridem Pole Trailer (+2000)			
	Walking Beam (+2000)		AML7606-ABS	AML7606-ABS-89
	Air-Ride (-2004) Hendrickson		AML7606-AL-ABS	
	Air-Ride (+2005) Ridewell		AML7606-AL-ABS	
JC-9.1	Single Axle Log Jeep		AML8650	AML8650-ABS
JC-17	Tandem Axle Log Jeep			
	Walking Beam - Arctic W/B		AML9600B	
	Spring Beam Neway Susp		AML9600B	
		Air-Ride (-2004) Henderickson	AML9600B-ABS	
		Air-Ride (+2005) Ridewell	AML9600C-ABS	
JC-34	Tandem Jeep Reverse B			
	77" track axles +(1995)		AML9606-B-ABS	
	89" track axles		AML9602-A-ABS	
TA-26.1				
	70" track axles (-1994)		AML4600	
	77" track axles +(1995)		AML4651B	
	77" track axles +(1995)		AML4651D	
			AML4651D-ABS	
			AML4651D-AR	
			AML4651D-L-SL-ABS	
QD-32	Quad Short Logger			
	Walking Beam		AML6605WB-ABS	
	Air Ride		AML605AR-ABS	
QD-34	Quad Long Logger		AML4700	
			AML4700-SL	
TR-48	BC Tridem Hay-Rack (drop frame)			
		Air-Ride (-2004) Hendrickson		
		Air-Ride (+2005) Ridewell		
TR-48AB	Alberta Tridem Hay-Rack (straight frame)			
		Air-Ride (-2004) Hendrickson	AML6602-ABS	
		Air-Ride (+2005) Ridewell	AML6602-ABS	
TB-48QD	Alberta Quad Hay-Rack			
		Arctic Air-Ride on Lift Axle (-2015)	AML6600Q-ABS	
		Ridewell Air-Ride on Lift Axle (+2015)		
		Ridewell Air-Ride rear Tridem Group	AML6602-ABS	
HR-48	BC Tridem Drop Frame Hay-Rack	O/S Suspension	AML6600-ABS	
HR-51	BC Tridem Hay-Rack Drop-Frame	U/S Suspension	AML6604B-ABS	
			AML6604D-ABS	

May 1995 77" Track Axles Manditory in BC
 May 2000 ABS Manditory in Canada for trailers
 May 2000 89" Track Axle Manditory in Alberto for Logging

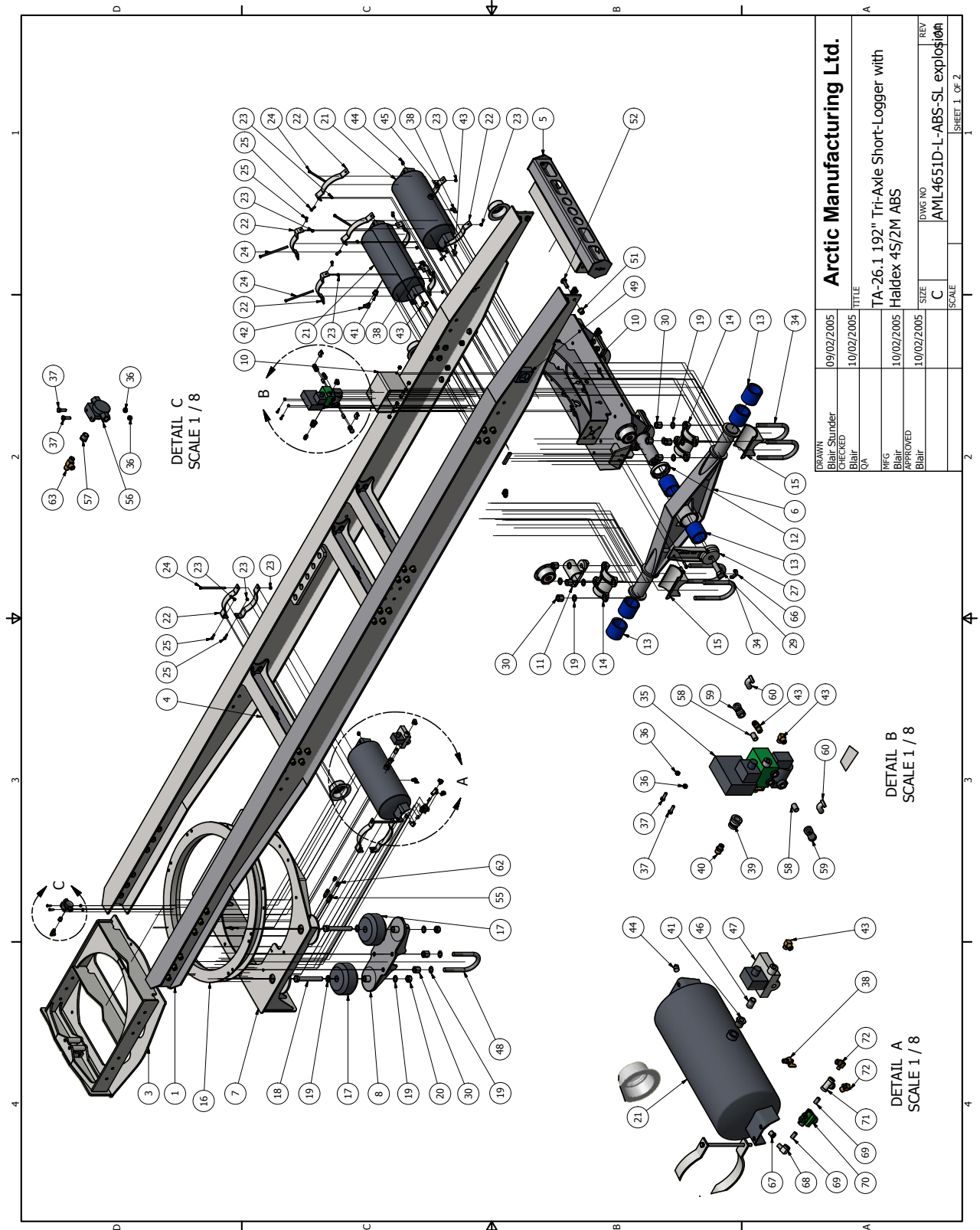


ARCTIC LOGGING TRAILERS



ARCTIC LT-20A & LT-22 ASSEMBLY

ITEM	PART NUM	PART DESCRIPTION	QTY
1	DOM73-7807	2 1/2" GROMMET	3
2	DOM73-5055	2 1/2" RED SEALED BEAM	3
3	DOM73-5214	RECTANGULAR SEALED BEAM	4
4	DOM73-7862	RECTANGULAR GROMMED	4
5	AML1400	SWIVEL KING	2
6	DOM71-6042	REFLECTOR	2
7	AML1410	MUD FLAP	2
8	AML3042	CORNER CLAMP HANDLE	1
9	AML3040	CAST CORNER REACH CLAMP ASSY.	1
10a	AML3017	TRUNNION SHAFT 71" TRACK	1
10b	AML3017L	TRUNNION SHAFT 77" TRACK	1
11	AML3018	TRUNNION NUT	2
12	AML3524	STEP RING, 3 1/2" ID	2
13	AML3554C	WALKING BEAM, 54" INVERTED CAP	2
14	AML3526	OUTBOARD LEG	2
15	AML3528	KEEPER	2
16	AML3525	TRUNNION BOLT	2
17	AML3520-80	BUSHING, 80 DURO, 3.5" ID	12
18	AML3534	WALKING BEAM AXLE ADAPTER	4
19	AML3548	ARCTIC W/BEAM "U" BOLT	8
20	AML3532	WALKING BEAM TOP END CAP	4
21	AML3541-2	DEEP NUT, 1" UNF8	8
22	BLT8C12-40	3/4 X 2 1/2" UNC8 BOLT	8
23a	AML3002	TRAILER BODY - 71" TRACK	1
23b	AML3003	TRAILER BODY - 77" TRACK	1
24	AMR3005-03	AIR TANK MOUNTING PLATE	2
25	AML3031-1	AIR TANK CLAMP BRACKETS	4
26	AML3030	AIR TANK, 26" X 9 1/8	2
27	AML3554BH	WALKING BEAM 54"	2
28	AML3554	WALKING BEAM 54"	2
29	AML3541	DEEP NUT 3/4"	8
30	AML3530	WALKING BEAM END BEARING	4
31	AML3540	U BOLT 3/4"	8
32	AML3527	END COMPRESSION CAP	4
33	AML3564	COMPRESSION ROD	4





Parts List				Parts List			
ITEM	QTY	PART NUMBER	DESCRIPTION	ITEM	QTY	PART NUMBER	DESCRIPTION
1	1	AML4001D-L	T/A Frame Rail (LH) 196" W/Base	37	6	BLT8C05-16	5/16 X 1
2	1	AML4001D-LR		38	3	BER121110	Drain Cock
3	1	AML4101D	Tri-Axle Front Cross Member	39	1	PIPRC12-08	Reducer Coupler, 3/4" - 1/2 NPT
4	3	AML4040D	T/A Cross-Member	40	2	WHF1868X08	Male Connector, 1/2" - 3/8 MNPT
5	1	AML4061B	Tri-Axle Light Box Bolt Mount	41	2	PIPRB12-08	Reducer Bushing, 3/4" - 1/2"
6	2	AML3554D	Walking Beam, 54" Dbl Rtg	42	1	WHF1868X08	Male Elbow 90: 1/2 x 3/8 NPT
7	1	AML4230D	T/A Lower I/Trable Frame	43	5	WHF1868X06X6	Male Elbow 90: 3/8 - 3/8 NPT
8	2	AML4250D	T/A Axle Adapter, R-Block Susp.	44	3	PIPPR06	Pipe Plug, 3/8 MNPT
9	3	H0TD22FC167-WY710-775	Dana Axle 77.5" Track, 10 stud bud hubs	45	1	PIPPR12	Pipe Plug, 3/4" MNPT
10	1	AML4500E	Tri-Axle Inboard Leg: W/Beam	46	1	PIPCN08	Close Nipple, 1/2" MNPT
11	2	AML4520C	Tri-Axle Limit Spacer, #2 Axle	47	1	BER364140112	ABS-Relay Valve 2 - Port
12	2	AML3524B	Step Ring, High Volume	48	2	AML3547	Arctic Walking Beam U-Bolt
13	12	AML3520-U	Bushing: 3 1/2" id x 4 1/2" od x 4"	49	1	MS2463-P	Poly Light Box, Single 2 1/2"
14	4	AML3533	Top Cap Casting, 3 1/2" Shaft	50	2	BLT8CNT05	5/16 Gr 5 Hex Nut
15	4	AML3535	Axle Adapter Casting, 3 1/2" Shaft	51	52	BLT8RCE-R24U	3/4" Huck Collar
16	1	AML4239	Just Turn-Table, 39", 22,000 lb Cap	52	4	BLT8C12-32	G 8 Huck Bolt: 3/4 x 0.500" - 1.00"
17	4	AML6520C	Load Cushion, Single Height	53	4	BLT8CNT12	3/4 X 2 UNC 8 Bolt
18	4	BLT8F16-128	1 X 8 UNF8 Hex Bolt	54	8	BLT8CNT12	3/4 UNC Lock Nut
19	28	BLT8F16-16	1 SAE Gr 8 Flat Washer	55	2	BER11480	In-Line Filter, 1/4 FMMPT - 1/4 MNPT
20	4	BLT8FLNT16	1 SAE Gr 8 Lock Nut	56	1	BER12310	Quick Release Valve
21	3	AML3030	Air Tank	57	1	PIPRD08-06	Reducer Bushing, 3/8 - 1/4
22	12	AML3031	Tank Clamp Bracket	58	2	PIPCN06	Close Nipple, 3/8 MNPT
23	18	BLT8CNT06	3/8 UNC8 Lock Nut	59	2	PIPT06	Pipe Tee, 3/8 FMMPT
24	6	BLT8C06-128	3/8 X 8 UNC Gr 8 Cap Screw	60	2	PIPSE06X90	Street Elbow: 3/8" x 90
25	12	BLT8C06-20	3/8 X 1 1/4 UNC 8 Hex Bolt	61	2	BLT8R005	5/16 SAE Flat Washer
26	2	AML3548	Arctic Walking Beam U-Bolt	62	2	WHF1868X06	Male Connector, 3/8 - 1/4 MNPT
27	2	AML3526	Out-Board Leg	63	1	WHF1871X06X06	M/Branch Tee, 3/8 - 3/8 MNPT
28	2	AML3505	Stopper: Out-Board Leg	64	1	WHF1872X06X06	Male Branch Tee: 3/8 - 3/8 NPT
29	2	AML3525	1 1/4" UNC8 Trunnion End Bolt	65	1	WHF1870X06X6	FM Connector x 90: 3/8 - 3/8 NPT
30	20	AML3541-2	1" UNF8 Deep Nut	66	2	AML3528	Lock Tab
31	4	BLT8CNT08	1/2 UNC8 Lock Nut	67	1	PIPRD06-04	Reducer Bushing, 3/8 MNPT - 1/4 FMMPT
32	4	BLT8C08-24	1/2 X 1.5	68	1	PIPRD06-04	Street Elbow, 1/4 x 90
33	6	BER15431	30/30 Maxi Chamber	69	1	PIPCN04	Close Nipple, 1/4 MNPT
34	6	AML3548B	U-Bolt 1" x 10 1/2 Leg x 5" Rod Top	70	2	BERN15759DG	Pressure Protection Valve, 70 PSI
35	1	BERN9000CB	FFABS Valve, PLC-ECU	71	1	PIPT04	Pipe Tee, 1/4 FMMPT
36	4	BLT8CNT05	5/16 UNC8 Lock Nut	72	2	WHF1868X06	Male Elbow 90, 3/8 - 1/4 MNPT
				73	6	BER19105	CLEVIS KIT, 1/2" PIN X 5/8" UNF

Not Show In Explosion:

- 4 pc: BER16324 3/8" x 24" Air Brake Hose
- 4 pc: BER16336 3/8" x 35" Air Brake Hose
- 8 pc: BER16348 3/8" x 48" Air Brake Hose
- 6 pc: BER15431 30/30 Spring Brakes
- 6 pc: HAL409-10675 Haldex Auto Slack
- 6 pc: HAL427-10557 Haldex Pin/Nut
- 12 pc: HAL920890 Sensor Wire Clip
- 1 pc: BER40900CA ECU Harness
- 2 pc: BER2011988B Sensor Extension Cable 1m
- 2 pc: BER2011988L Sensor Extension Cable 8m
- 1 pc: BER201198CF Jumper Cable 8m
- 1 pc: DOM52100-0120 ABS Power Cable

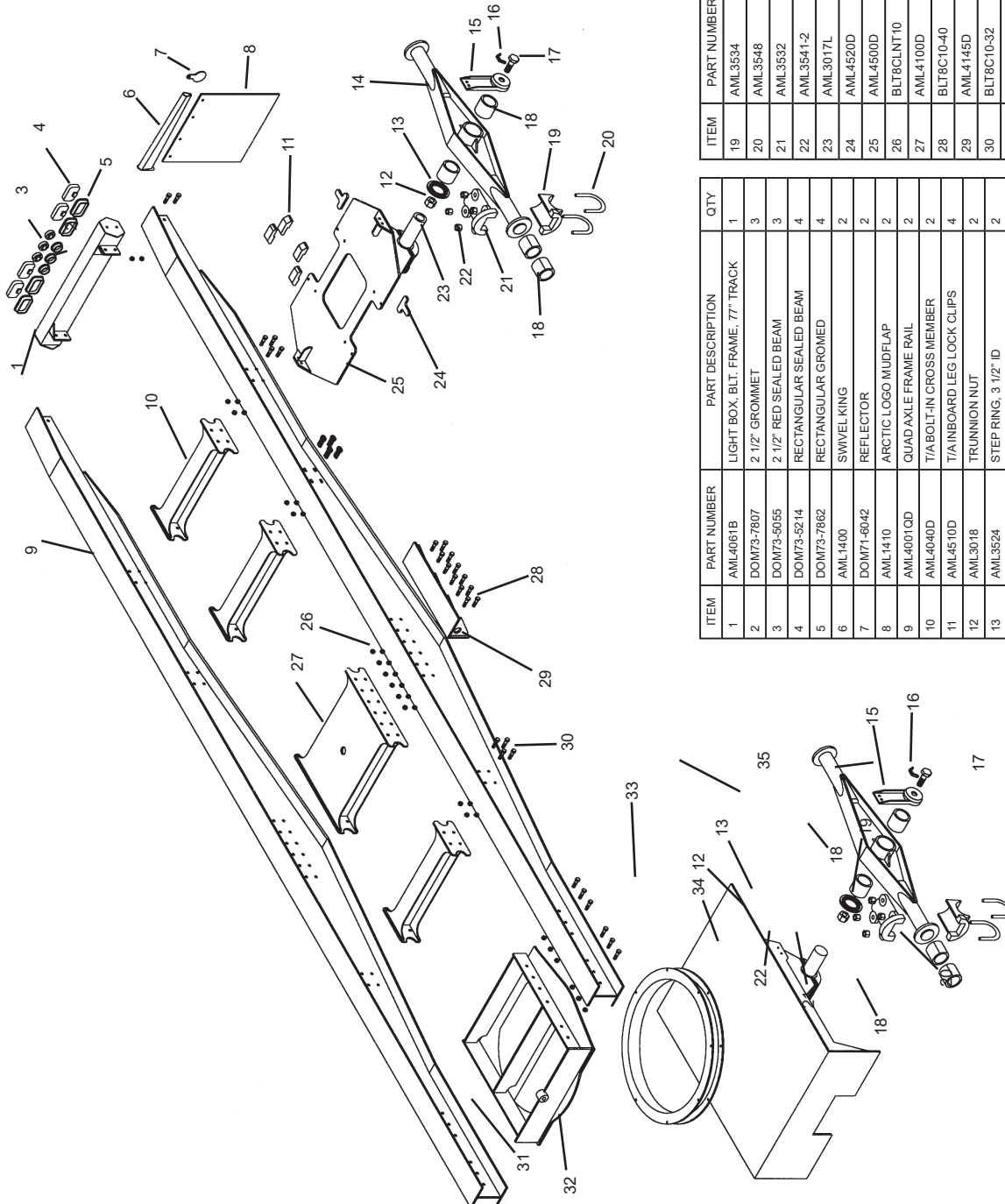
Arctic Manufacturing Ltd.

TA-26.1 192" Tri-Axle Short-Logger with Haldex 4S/2M ABS

DESIGN	09/02/2005	TITLE	
CHECKED	10/02/2005	SCALE	
QA		SIZE	
MFG	10/02/2005	DWG NO	AML4651D-L-ABS-SL explosion
Blair		REV	
APPROVED	10/02/2005		
Blair			



QA-33.4 QUAD AXLE LOGGER

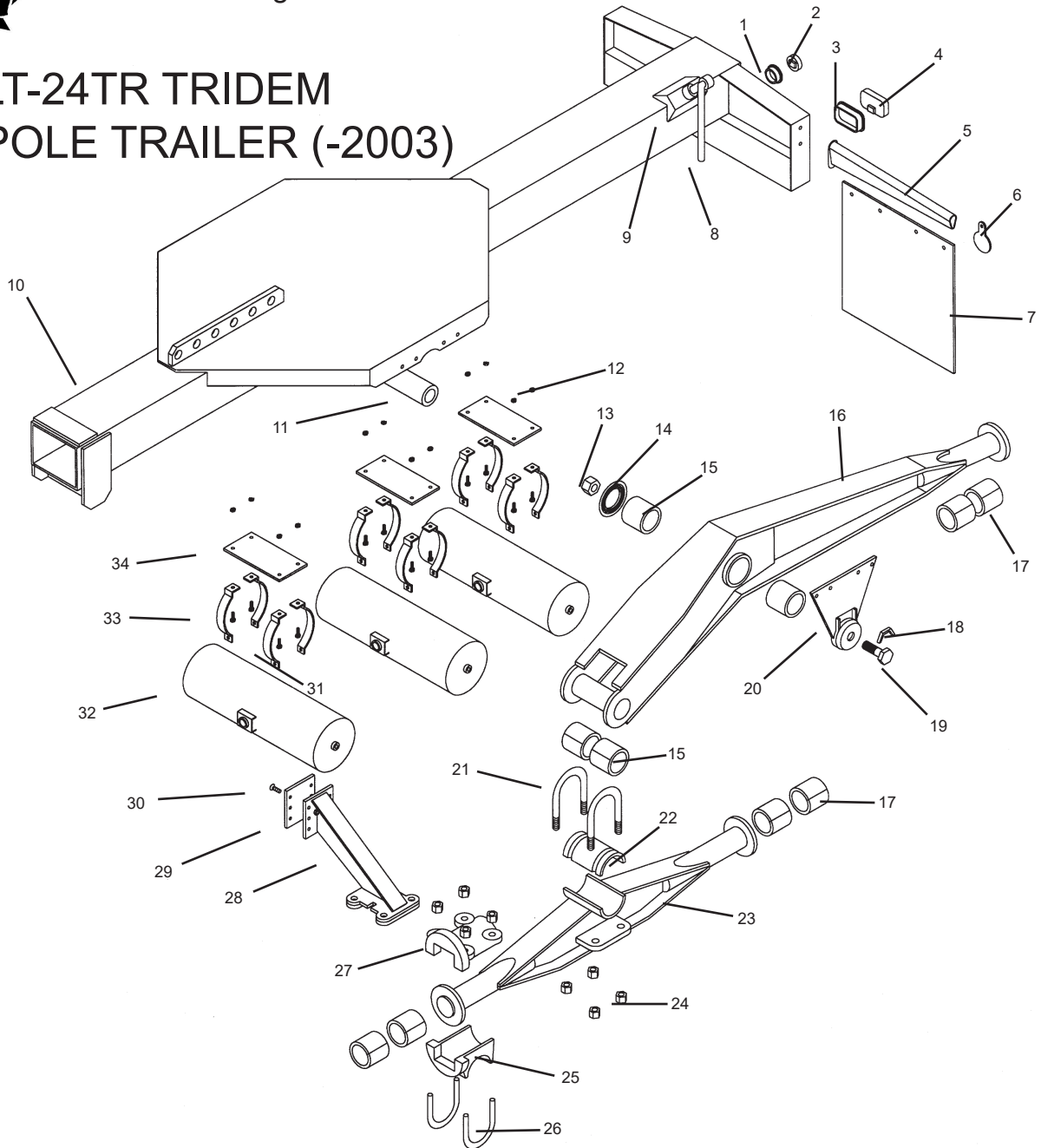


ITEM	PART NUMBER	PART DESCRIPTION	QTY
19	AML3534	WALKING BEAM AXLE ADAPTER	4
20	AML3548	ARCTIC W/BEAM -U' BOLT	8
21	AML3532	WALKING BEAM TOP END CAP	4
22	AML3541-2	DEEP NUT, 1" UNF8	16
23	AML3017L	TRUNNION SHAFT, 77" TRACK	2
24	AML4520D	IN-BOARD LEG LOCATOR PLATE	4
25	AML4500D	T/A REAR INBOARD LEG ASSY	1
26	BLT8CLNT10	5/8" NC STOVER NUT	60
27	AML4100D	T/A INFRAME BOLSTER	1
28	BLT8C10-40	5/8" X 2 1/2" UNC CAPSCREW	24
29	AML4145D	T/A LOADCELL WIND, BOLT-ON	2
30	BLT8C10-32	5/8" X 2" UNC CAPSCREW	32
31	AML4101D	T/A FRONT CROSS MEMBER	1
32	AML4239	TURNTABLE, 39.7" DIA, 22,000LB	1
33	AML4101QD	O/A FRONT LOWER FRAME ASSY	1
34	AML3017	TRUNNION SHAFT - 71" TRACK	1
35	AML3554C-OF	54" OFF CENTER WALKING BEAM	2

ITEM	PART NUMBER	PART DESCRIPTION	QTY
1	AML4061B	LIGHT BOX, BLT. FRAME, 77" TRACK	1
2	DOM73-7807	2 1/2" GROMMET	3
3	DOM73-5055	2 1/2" RED SEALED BEAM	3
4	DOM73-5214	RECTANGULAR SEALED BEAM	4
5	DOM73-7862	RECTANGULAR GROMMED	4
6	AML1400	SWIVEL KING	2
7	DOM71-8042	REFLECTOR	2
8	AML1410	ARCTIC LOGO MUDFLAP	2
9	AML4001QD	QUAD AXLE FRAME RAIL	2
10	AML4040D	T/A BOLT-IN CROSS MEMBER	2
11	AML4510D	T/A INBOARD LEG LOCK CLIPS	4
12	AML3018	TRUNNION NUT	2
13	AML3524	STEP RING, 3 1/2" ID	2
14	AML3554C	WALKING BEAM, 54" INVERTED CAP	2
15	AML3526	OUTBOARD LEG	2
16	AML3528	KEEPER	2
17	AML3525	TRUNNION BOLT	2
18	AML3520-80	BUSHING, 80 DUC, 3.5" ID	12

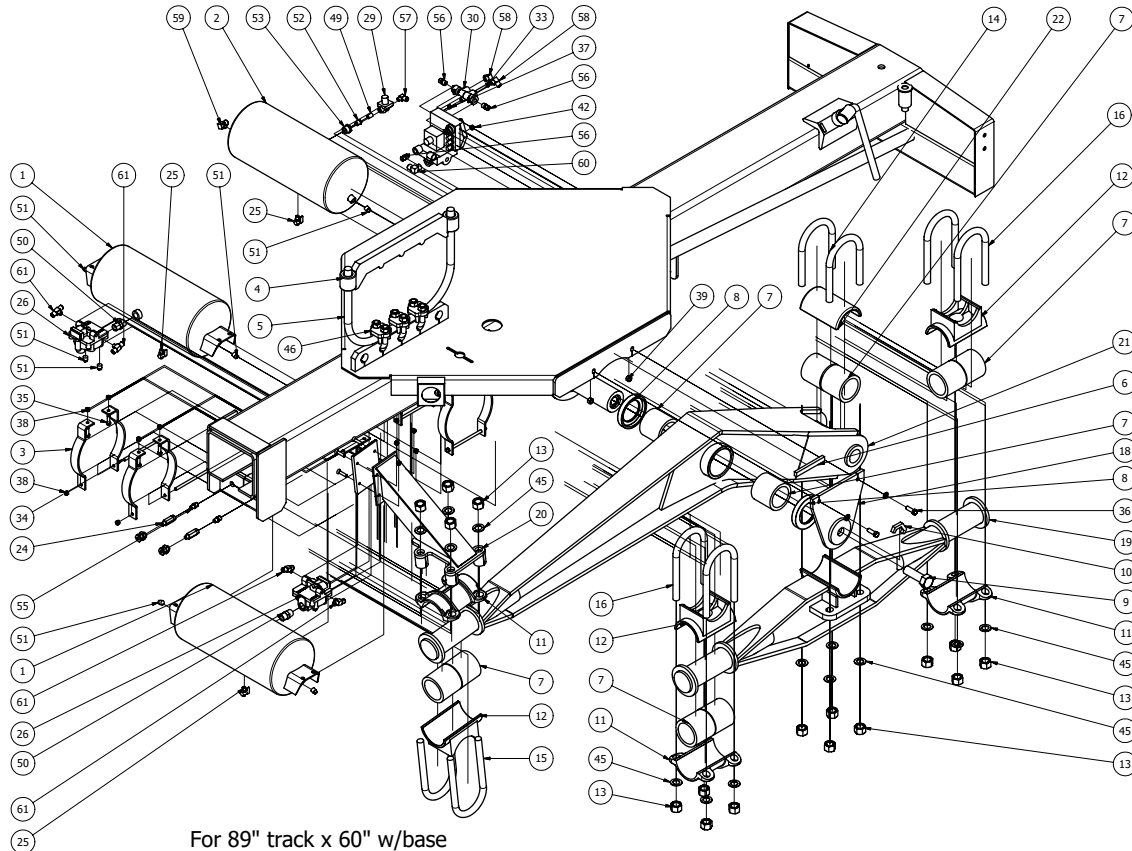


LT-24TR TRIDEM POLE TRAILER (-2003)



ITEM	PART NUMBER	PART DESCRIPTION	QTY
1	DOM73-7807	GROMMET, 2 1/2" SEALED LAMP	3
2	DOM73-5055	LAMP, RED 2 1/2" SEALED BULB	3
3	DOM73-7862	GROMMET, RECTANGULAR SEALED BEAM	4
4	DOM73-5214	SEALED BEAM, RED, RECTANGULAR	4
5	AML1400	SWIVEL KING ASSY	2
6	DOM71-6042	REFLECTOR	2
7	AML1410	ARCTIC LOGO MUDFLAP	2
8	AML3042	REACH CORNER CLAMP HANDLE	1
9	AML3040	CORNER CLAMP ASSY	1
10	AML7002	TR-24 BODY	1
11	AML3017	TRUNNION SHAFT - 71" TRACK	1
12	BLT8CLNT06	3/8" NC STOVER NUT	18
13	AML3018	TRUNNION NUT, 1 1/4"UNC	2
14	AML3524	STEP RING, 3 1/2" ID	2
15	AML3520-U	BUSHING, URETHANE, 3 1/2" ID	8
16	AML7599	TR-24 LONG WALKING BEAM	2
17	AML3520-80	BUSHING, 80 DURO, 3.5" ID	12

ITEM	PART NUMBER	PART DESCRIPTION	QTY
18	AML3528	KEEPER	2
19	AML3525	TRUNNION BOLT	2
20	AML7526	TR-24 OUT-BOARD LEG	2
21	AML3549	ARCTIC WALKING BEAM "U" BOLT	4
22	NPN	MACHINED TOP CAP	2
23	AML7554	TR-24 WALKING BEAM, 54"	2
24	AML3541-2	DEEP NUT, 1" UNF8	24
25	AML3534	WALKING BEAM AXLE ADAPTER	6
26	AML3548	ARCTIC W/BEAM "U" BOLT	8
27	AML3532	WALKING BEAM TOP END CAP	6
28	AML7580	TR-24 FRT REACH-W/B GUIDE	2
29	AML2170U	UHMW NYLON	1
30	AML8157	3/8" UNC HEAD BOLT	24
31	BLT8C06-20	3/8" X 1 1/4" UNC CAPSCREW	12
32	AML3030	AIR TANK, 26" X 9 1/8"	3
33	AML3031-1	AIR TANK CLAMP BRACKETS	6
34	AMR3005-03	AIR TANK MOUNTING PLATE	3



For 77" track x 54" w/base:

4 pc BER16336 3/8" x 36" Hose for axle #1 and #2 from RE valve to service chambers

2 pc BER16324 3/8" x 24" Hose for axle #3 from RE valve to service chambers

For 89" track x 60" w/base

19.) AML75608 60" Tridem Short Beam
20.) AML75808-89 Walking Beam Reach Guide
21.) AML76968 60" Tridem Long-Beam, 60" w/b

RE valve to service chambers

4 pc BER16348 3/8" x 48" Hose for axle #1 and #2 from RE valve to service chambers

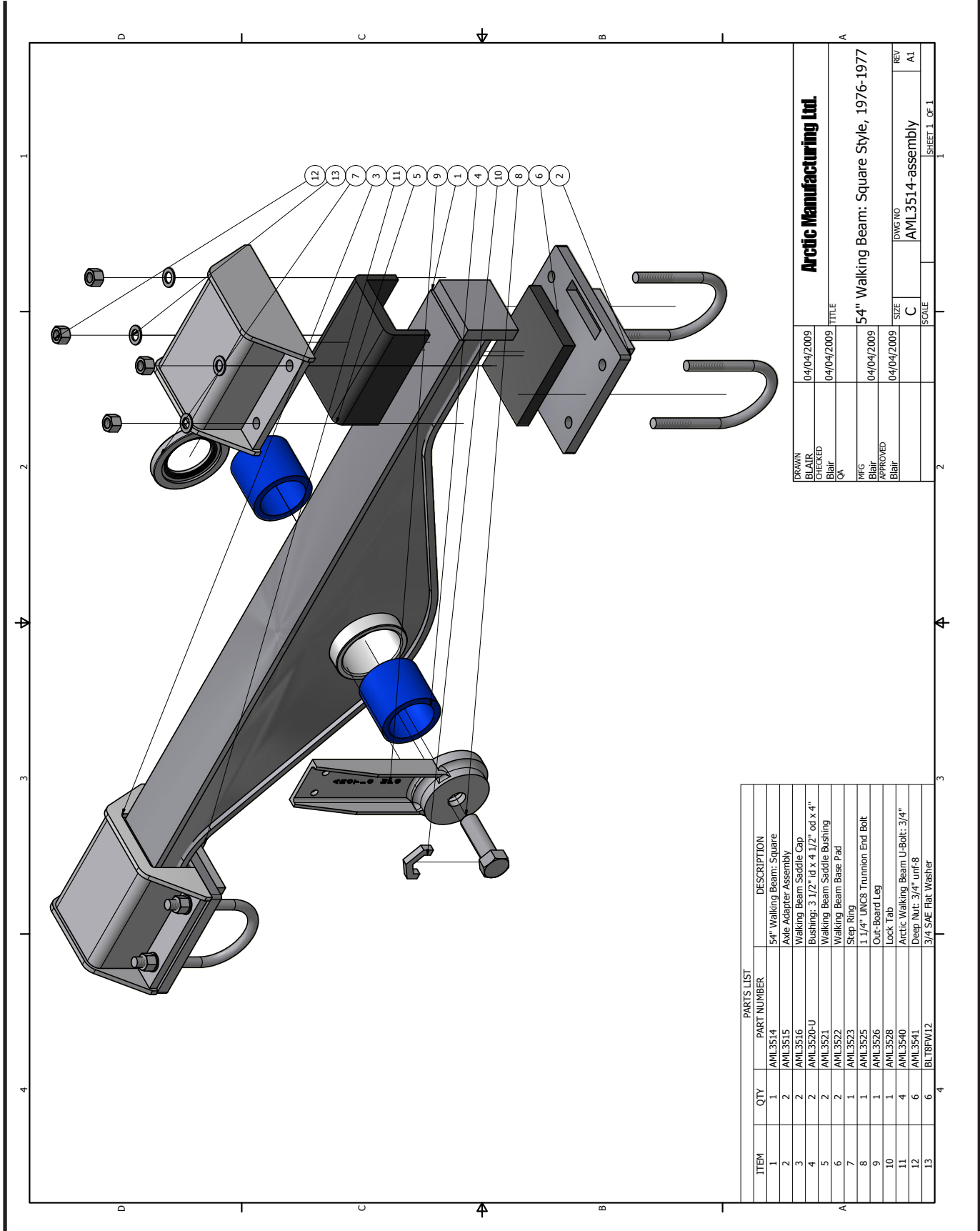
2 pc BER16336 3/8" x 36" Hose for axle #3 from RE valve to service chambers

LT-24TR TRIDEM POLE TRAILER W/ ABS (+2004)

Parts List				Parts List			
ITEM	QTY	PART NUMBER	DESCRIPTION	ITEM	QTY	PART NUMBER	DESCRIPTION
28	6	BER19300	Type 30 Service Chamber	1	2	AML3030	Air Tank
29	1	BERN15759DG	Pressure Protection Valve, 70 PSI	2	1	AML3030N	Air Tank, Trimmed End Brackets
30	1	BERN20416AA	Sealco Emergency Valve	3	12	AML3031	Tank Clamp Bracket
31	1	BERN9001B	Mod Valve, ECU, 2-port, PLC, No Harness	4	1	AML3055	Button Top Lift Molly
32	2	BLT8C05-16	5/16 X 1	5	1	AML3056	Button Top Lift Molly Cable: 1 1/8 x 60"
33	1	BLT8C05-40	5/16 X 2.5 UNC8 Hex Bolt	6	2	AML3405	Reach Stopper Bar, 6" Long
34	6	BLT8C06-128	3/8 X 8 UNC Gr 8 Cap Screw	7	20	AML3520-U	Bushing: 3 1/2" id x 4 1/2" od x 4"
35	12	BLT8C06-20	3/8 X 8 1/4 UNC 8 Hex Bolt	8	4	AML3524B	Step Ring, High Volume
36	4	BLT8C08-24	1/2 X 1.5	9	2	AML3525	1 1/4" UNC8 Trunnion End Bolt
37	1	BLT8CLNT05	5/16 UNC8 Lock Nut	10	2	AML3528	Lock Tab
38	18	BLT8CLNT06	3/8 UNC8 Lock Nut	11	6	AML3533	Top Cap Casting, 3 1/2" Shaft
39	4	BLT8CLNT08	1/2 UNC8 Lock Nut	12	6	AML3535	Axle Adapter Casting, 3 1/2 Shaft, 5" Round Ax
40	2	BLT8CNT05	5/16 Gr 5 Hex Nut	13	32	AML3541-2	1" UNF8 Deep Nut
41	2	BLT8FENDER-06	3/8 Fender Washer	14	4	AML3547-B	"U" Bolt, Tridem S/L Beam
42	2	BLT8FLNT06	3/8 UNF8 Lock Nut	15	4	AML3548	Arctic Walking Beam U-Bolt
43	1	BLT8FW05	5/16 SAE Flat Washer	16	8	AML3548B	U-Bolt 1" x 10 1/2 Leg x 5" Rnd Top
44	4	BLT8FW08	1/2 SAE Flat Washer	17	1	AML7002-B	Body, Tridem Pole, Mech w/b-54"
45	32	BLT8FW16	1 SAE Gr 8 Flat Washer	18	2	AML7526	Out-Board Leg, Tridem Pole Trir
46	3	CBLG450-16	1" Crosby Cable Clamp	19	2	AML7554B	54" W/B Tridem Short-Beam
47	3	HDTD22FC167-WY710-775	Dana Axle 77.5" Track, 10 stud bud hubs	20	2	AML7580B	Walking Beam Reach Guide
48	1	MIS2463-P	Poly Light Box, Single 2 1/2"	20.1	1	AML7584	Wear Plate, UHMW
49	1	PIPCN04	Close Nipple, 1/4 MNPT	20.2	1	AMR7580-01	Wear Plate Mount
50	2	PIPCN12H	Heavy Hex Close Nipple, 3/4 MNPT	20.3	1	AMR7580-04	Top Base Plate
51	9	PIPPP06	Pipe Plug, 3/8 MNPT	20.4	4	AML8157	3/8 X 1.5 Plow-Head
52	1	PIPRB06-04	Reducer Bushing, 3/8 MNPT - 1/4 FMNPT	20.5	4	BLT8CLNT06	3/8 UNC8 Lock Nut
53	1	PIPRB12-06	Reducer Bushing, 3/4 - 1/2	20.6	4	AMR7580B-03	Reach Guide Spacer Plate
55	2	WHF1868X06	Male Connector: 3/8 - 1/4 MNPT	20.7	2	AMR7580B-02	Main Side Plate
56	3	WHF1868X06X06	Male Connector, 3/8 - 3/8 MNPT	20.8	1	AMR7580B-04	Top Flange
57	1	WHF1869X06	Male Elbow 90, 3/8 - 1/4 MNPT	21	2	AML7599B	Tridem Long-Beam, 54" w/b
58	2	WHF1869X06X6	Male Elbow 90: 3/8 - 3/8 NPT	22	2	AMR7554-01	Tridem Walking Beam 1/2 Boss
59	1	WHF1869X08	Male Elbow 90: 1/2 x 3/8 NPT	24	2	BER11480	In-Line Filter, 1/4 FMNPT - 1/4 MNPT
60	1	WHF1869X08X08	Male Elbow 90, 1/2 - 1/2 MNPT	25	3	BER12110	Drain Cock
61	4	WHF1872X06	Male Branch Tee: 3/8 - 1/4 NPT	26	2	BER12350	Relay-Emergency Valve: N4301CB
				27	6	BER19105	CLEVIS KIT, 1/2" PIN X 5/8" UNF



Tandem Walking Beam: 1976-1978

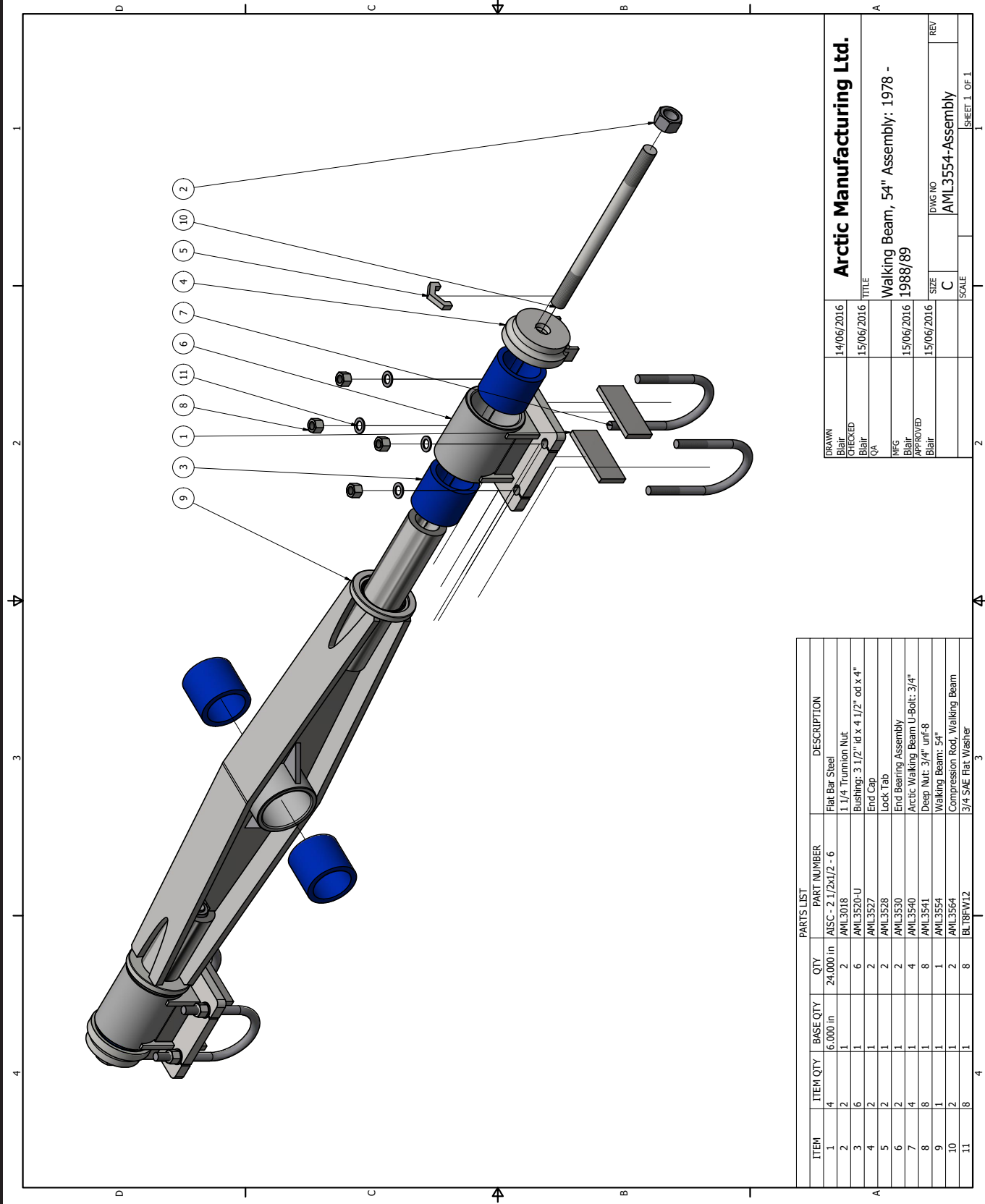


DRAWN		04/04/2009		TITLE	
BLAIR		04/04/2009		Arctic Manufacturing Ltd.	
CHECKED				54" Walking Beam: Square Style, 1976-1977	
Blair				C	
QA				SCALE	
MFG		04/04/2009		DWG NO	
APPROVED		04/04/2009		AML3514-assembly	
Blair				REV	
				A1	
				SHEET 1 OF 1	

PARTS LIST		
ITEM	QTY	DESCRIPTION
1	1	AML3514 54" Walking Beam: Square
2	2	AML3515 Axle Adapter Assembly
3	2	AML3516 Walking Beam Saddle Cap
4	2	AML3520-U Bushing: 3 1/2" id x 4 1/2" od x 4"
5	2	AML3521 Walking Beam Saddle Bushing
6	2	AML3522 Walking Beam Base Pad
7	1	AML3523 Step Ring
8	1	AML3525 1 1/4" UNC8 Trunnion End Bolt
9	1	AML3526 Out-Board Leg
10	1	AML3528 Lock Tab
11	4	AML3540 Arctic Walking Beam U-Bolt: 3/4"
12	6	AML3541 Deep Nut: 3/4" Unf-8
13	6	BLTRFW12 3/4 SAE Flat Washer



Tandem Walking Beam: 1978 - 1990

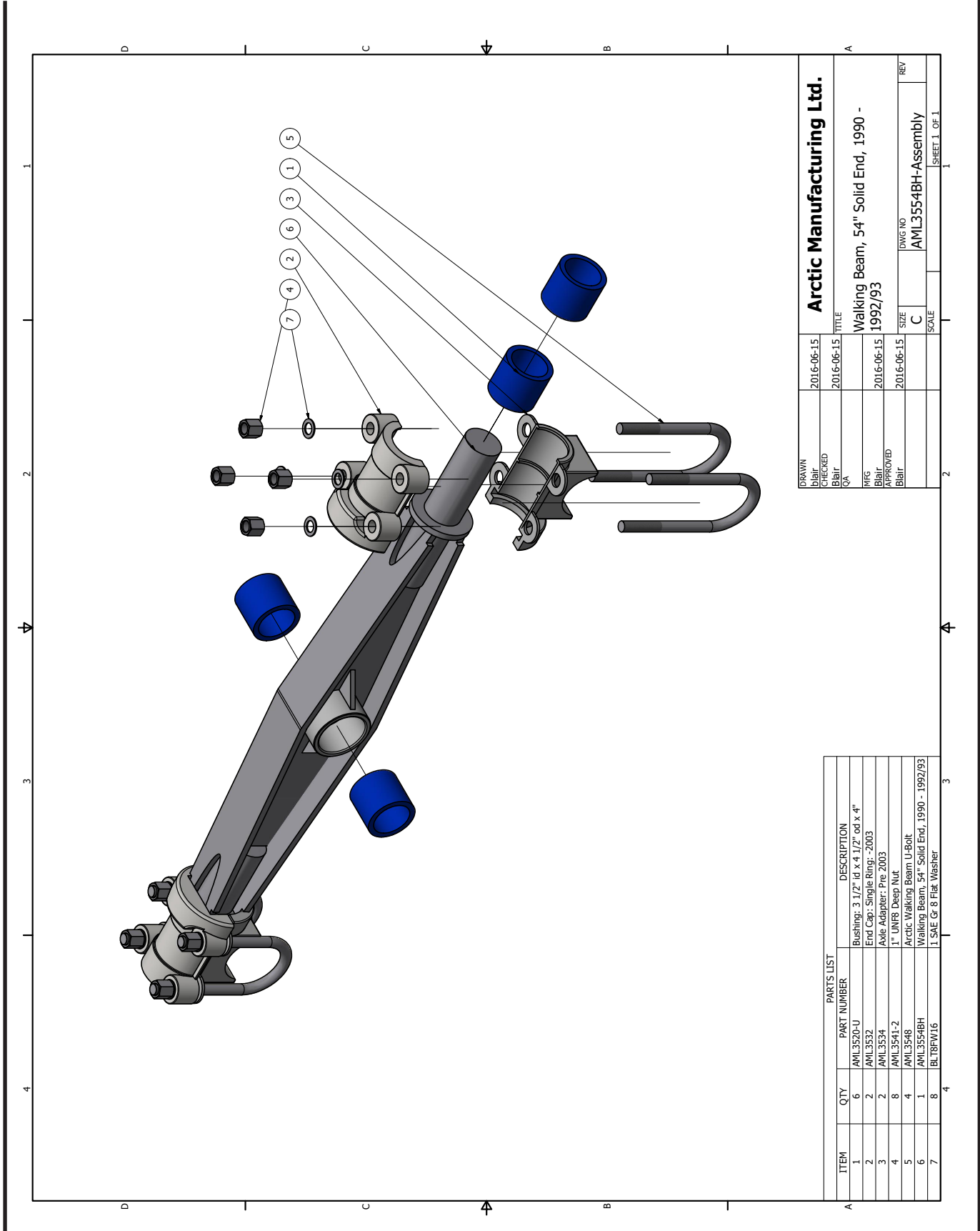


DRAWN Blair		14/06/2016		Arctic Manufacturing Ltd.	
CHECKED Blair		15/06/2016		TITLE	
QA				Walking Beam, 54" Assembly: 1978 - 1988/89	
MFG		15/06/2016		SIZE	
APPROVED Blair		15/06/2016		C	
REV				DWG NO AML3554-Assembly	
				SCALE	
				SHEET 1 OF 1	

ITEM	ITEM QTY	BASE QTY	QTY	PART NUMBER	DESCRIPTION
1	4	6.000 in	24.000 in	AISC - 2 1/2x1/2 - 6	Flat Bar Steel
2	2	1	2	AML3018	1 1/4 Trunnion Nut
3	6	1	6	AML3520-U	Bushing: 3 1/2" id x 4 1/2" od x 4"
4	2	1	2	AML3527	End Cap
5	2	1	2	AML3528	Lock Tab
6	2	1	2	AML3530	End Bearing Assembly
7	4	1	4	AML3540	Arctic Walking Beam U-Bolt: 3/4"
8	8	1	8	AML3541	Deep Nut: 3/4" unf-8
9	1	1	1	AML3554	Walking Beam: 54"
10	2	1	2	AML3564	Compression Rod, Walking Beam
11	8	1	8	BLT8FW12	3/4 SAE Flat Washer



Tandem Walking Beam: 1989 - 1993

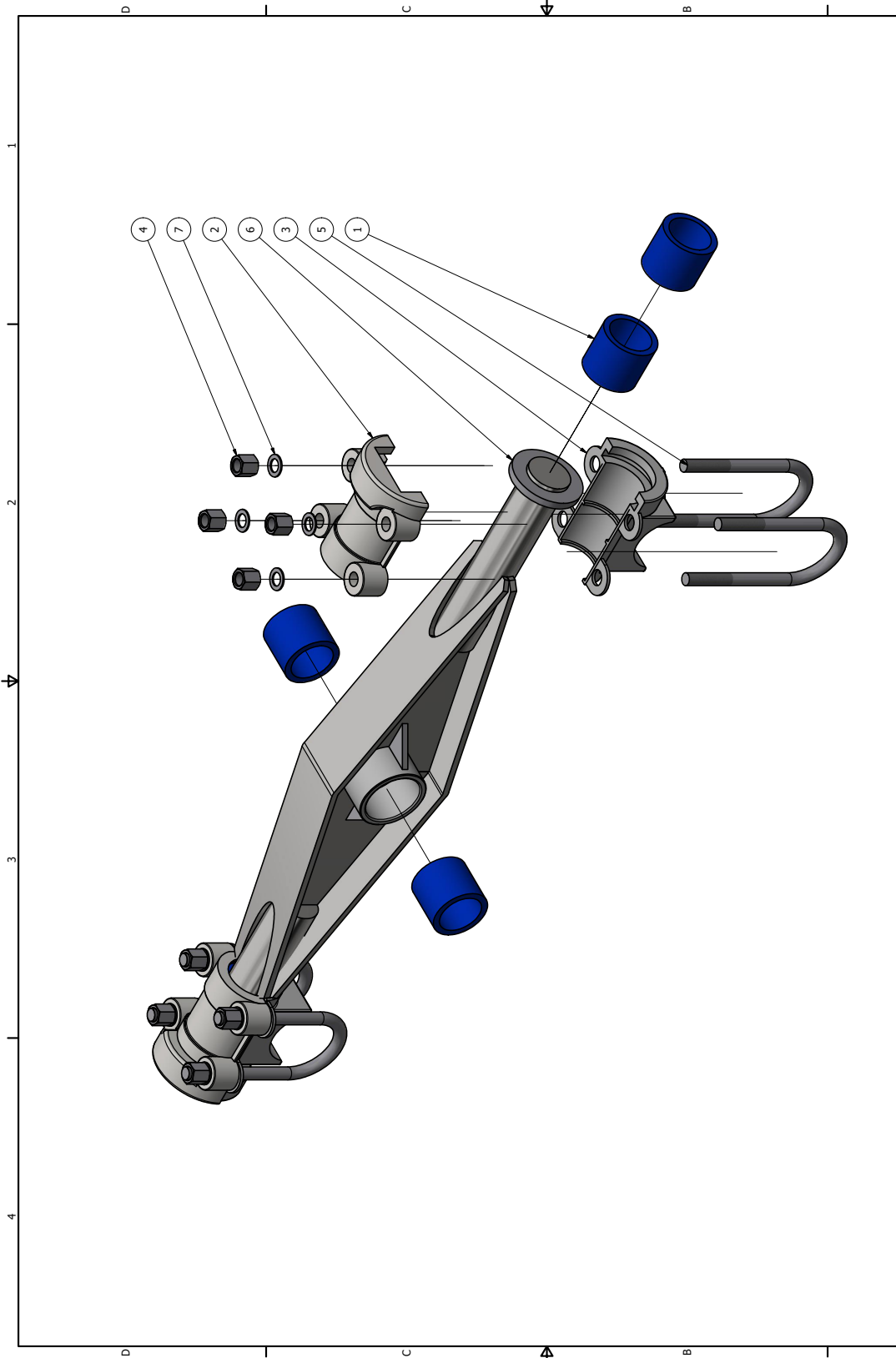


DRAWN		2016-06-15	Arctic Manufacturing Ltd.	
CHECKED		2016-06-15	TITLE	
Bibit			Walking Beam, 54" Solid End, 1990 - 1992/93	
QA			REV	
MFG		2016-06-15	SIZE	DWG NO
APPROVED			C	AML3554BH-Assembly
Bibit			SCALE	SHEET 1 OF 1

ITEM	QTY	PART NUMBER	DESCRIPTION
1	6	AML3520-U	Bushing, 3 1/2" Id x 4 1/2" od x 4"
2	2	AML3532	End Cap, Single Ring, -2003
3	2	AML3534	Axle Adapter, Pre 2003
4	8	AML3541-2	1" UNF8 Deep Nut
5	4	AML3548	Arctic Walking Beam U-Bolt
6	1	AML3554BH	Walking Beam, 54" Solid End, 1990 - 1992/93
7	8	BLTBFW16	1 SAE Gr 8 Flat Washer



Tandem Walking Beam: 1993 - 2003

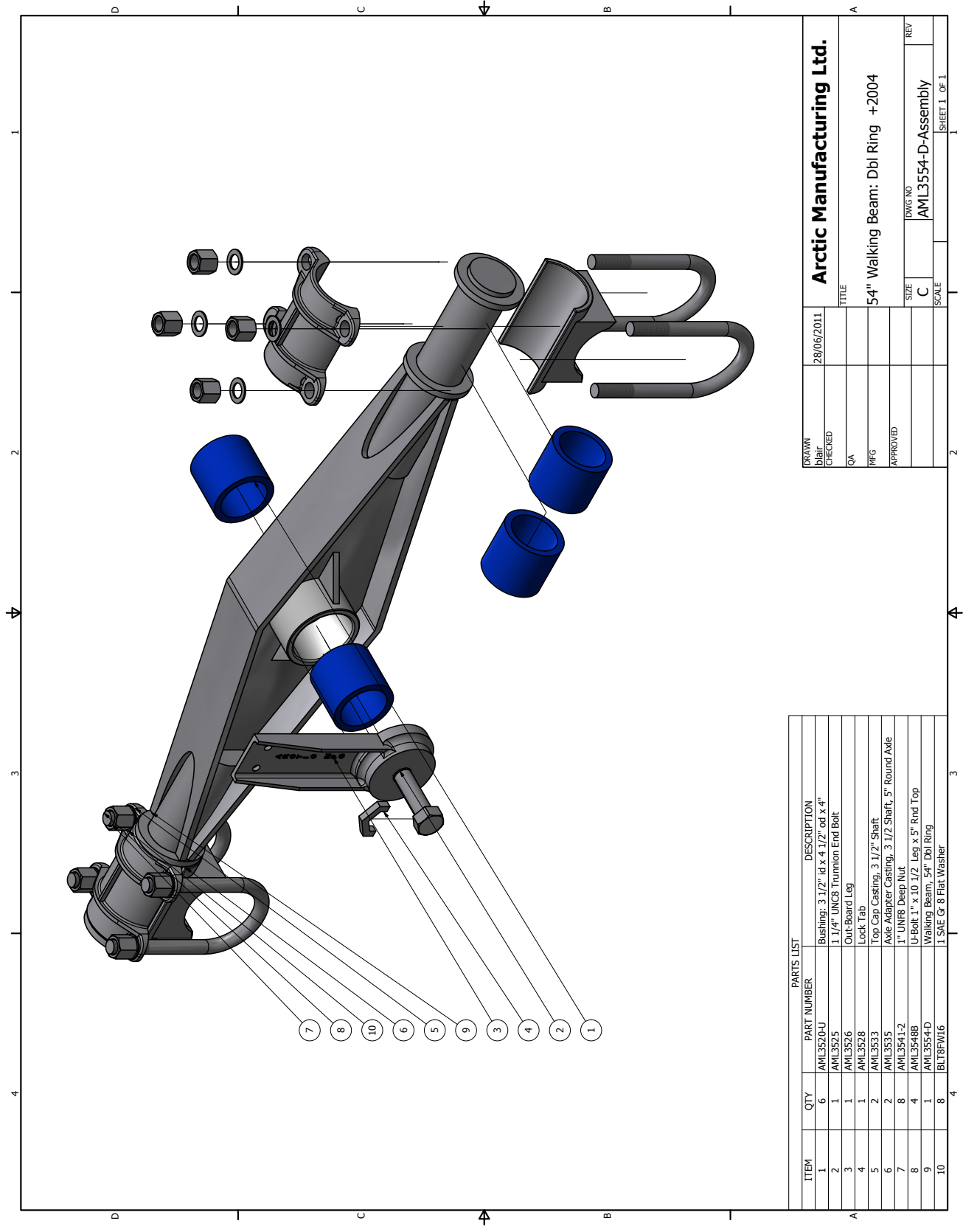


DATE	2016-06-15	BY	Blair
CHECKED	2016-06-15	QA	Blair
TITLE		Arctic Manufacturing Ltd.	
DESCRIPTION		Walking Beam, 54" Inverted Cap, 1994 - 2004	
DATE	2016-06-15	BY	Blair
APPROVED	2016-06-15	SCALE	C
DWG NO		AML3554C-Assembly	
REV		SHEET 1 OF 1	

ITEM	QTY	PART NUMBER	DESCRIPTION
1	6	AML3520-U	Bushing: 3 1/2" id x 4 1/2" od x 4"
2	2	AML3532	End Cap: Single Ring: 2003
3	2	AML3534	Axle Adapter: Pre 2003
4	8	AML3541-2	1" LINE8 Deep Nut
5	4	AML3548	Arctic Walking Beam U-Bolt
6	1	AML3554C	Walking Beam, Inverted Cap: 1993-2004
7	8	BLT8FW16	1" SAE Gr 8 Flat Washer



Tandem Walking Beam: +2004



DRAWN	28/06/2011	Arctic Manufacturing Ltd.	
CHKD		TITLE	
QA		54" Walking Beam: Dbl Ring +2004	
MFG		SIZE	DWG NO
APPROVED		C	AML3554-D-Assembly
		SCALE	REV
			1
			SHEET 1 OF 1

ITEM	QTY	PART NUMBER	DESCRIPTION
1	6	AML3520-U	Bushing: 3 1/2" id x 4 1/2" od x 4"
2	1	AML3525	1 1/4" UNCF Trunnion End Bolt
3	1	AML3526	Out-Board Leg
4	1	AML3528	Lock Tab
5	2	AML3533	Top Cap Casting, 3 1/2" Shaft
6	2	AML3535	Axle Adapter Casting, 3 1/2" Shaft, 5" Round Axle
7	8	AML3541-Z	1" UNF8 Deep Nut
8	4	AML3548B	U-Bolt 1" x 10 1/2" Leg x 5" Rnd Top
9	1	AML3554-D	Walking Beam, 54" Dbl Ring
10	8	BLT8FW16	1 SAE Gr 8 Flat Washer

ARCTIC MANUFACTURING LTD.

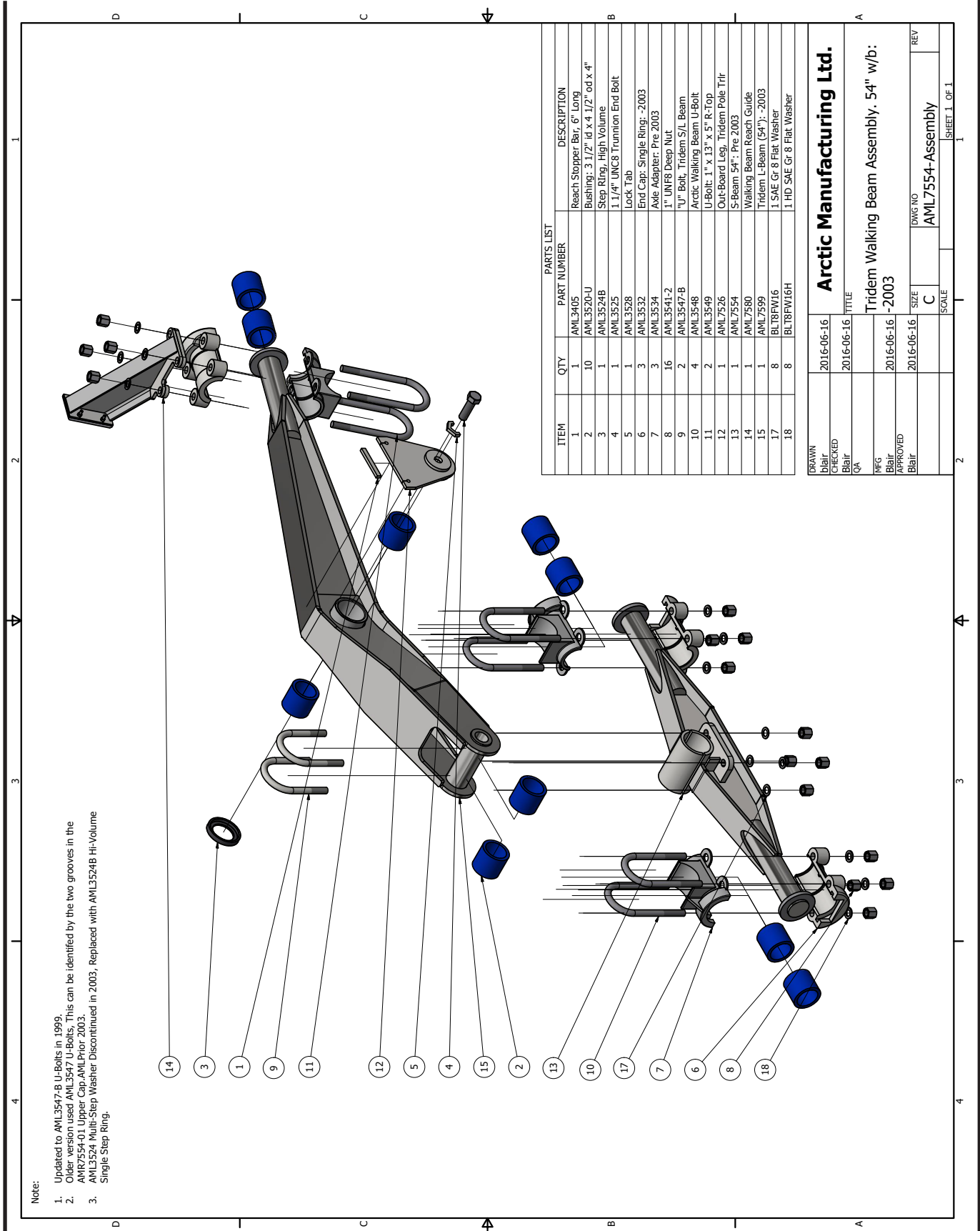
Ph:(250)962-9631 Fax (250)962-7500

www.arcticmfg.com





Tridem Walking Beam: 1990 - 2003
Single Grip-Ring Type



Note:

1. Updated to AML3547-B U-Bolts in 1999.
2. Older version used AML3547 U-Bolts. This can be identified by the two grooves in the AMR7554-01 Upper Cap. AML Prior 2003.
3. AML3524 Multi-Step Washer Discontinued in 2003. Replaced with AML3524B HI-Volume Single Step Ring.

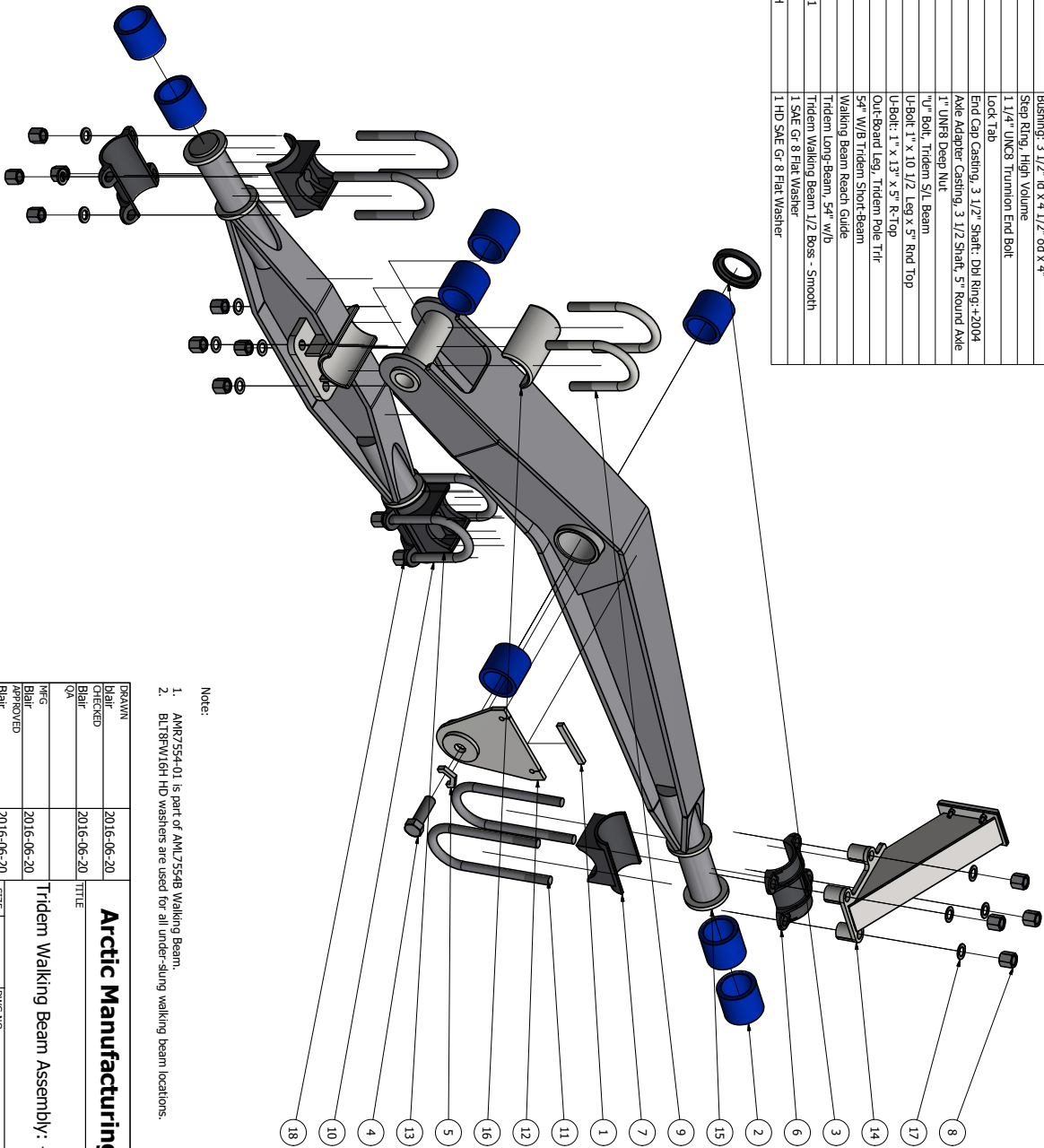
ITEM	QTY	PART NUMBER	DESCRIPTION
1	1	AML3405	Reach Stopper Bar, 6" Long
2	10	AML3520-U	Bushing: 3 1/2" id x 4 1/2" od x 4"
3	1	AML3524B	Step Ring, High Volume
4	1	AML3525	1 1/4" UNCS Trunnion End Bolt
5	1	AML3528	Lock Tab
6	3	AML3532	End Cap: Single Ring: -2003
7	3	AML3534	Axle Adapter: Pre 2003
8	16	AML3541-2	1" UNF8 Deep Nut
9	2	AML3547-B	"U" Bolt, Tridem S/L Beam
10	4	AML3548	Arctic Walking Beam U-Bolt
11	2	AML3549	U-Bolt: 1" x 13" x 5" R-Top
12	1	AML7526	Out-Board Leg, Tridem Pole Ttr
13	1	AML7554	S-Beam 54": Pre 2003
14	1	AML7580	Walking Beam Reach Guide
15	1	AML7599	Tridem L-Beam (54"): -2003
17	8	BLTRFM16	1 SAE Gr 8 Flat Washer
18	8	BLTRFM16H	1 HD SAE Gr 8 Flat Washer

DRAWN	2016-06-16	Arctic Manufacturing Ltd.	
CHECKED	2016-06-16	TITLE	
Blair	QA	Tridem Walking Beam Assembly, 54" w/b:	
MEG	2016-06-16	-2003	
Blair	APPROVED	SIZE	DWG NO
Blair	2016-06-16	C	AML7554-Assembly
		SCALE	REV
			1 OF 1



Tridem Walking Beam: +2004
Double Grip-Ring Type

ITEM	QTY	PART NUMBER	DESCRIPTION
1	1	AML3405	Reach Stopper Bar, 6" Long
2	10	AML3520-U	Bushing: 3 1/2" id x 4 1/2" od x 4"
3	1	AML3524B	Sleeve Ring, High Volume
4	1	AML3525	1 1/4" UNCG Trunnion End Bolt
5	1	AML3528	Lock Tab
6	3	AML3533	End Cap Casting, 3 1/2" Shaft: DBI Ring: +2004
7	3	AML3535	Axle Adapter Casting, 3 1/2" Shaft, 5" Round Axle
8	16	AML3541-2	1" UNF8 Deep Nut
9	2	AML3547-B	1/2" Bolt, Tridem S/L Beam
10	4	AML3548B	U-Bolt: 1" x 10 1/2" Leg x 5" Rnd Top
11	2	AML3549	U-Bolt: 1" x 13" x 5" R-Top
12	1	AML3526	Out-Board Leg, Tridem Pole Trir
13	1	AML3548	54" W/B Tridem Short-Beam
14	1	AML75808	Walking Beam Reach Guide
15	1	AML75998	Tridem Long Beam, 54" w/b
16	1	AME7554-01	Tridem Walking Beam 1/2 Boss - Smooth
17	8	BLTRFW16	1 SAE Gr 8 Flat Washer
18	8	BLTRFW16H	1 HD SAE Gr 8 Flat Washer

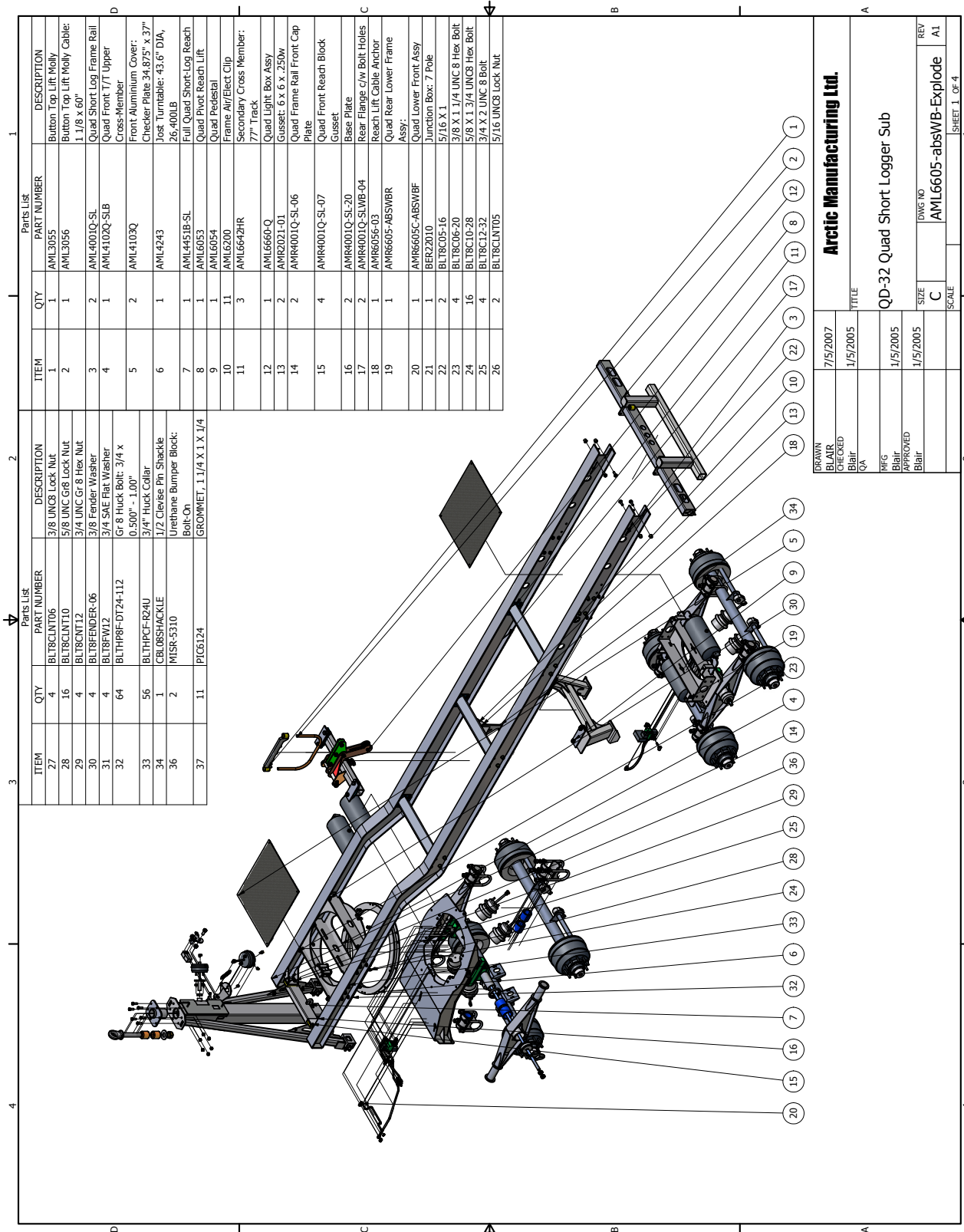


Note:
1. AME7554-01 is part of AML7554B Walking Beam.
2. BLTRFW16H HD washers are used for all under-sling walking beam locations.

DRAWN	2016-06-20	Arctic Manufacturing Ltd.	
Checked	2016-06-20		
QA	2016-06-20	TITLE	
APP'D	2016-06-20	Tridem Walking Beam Assembly: +2004	
REV		SIZE	DWG NO
		C	AML7554B-Assembly
		SCALE	REV



QD-32 Quad Axle - Mechanical Suspension Main Components

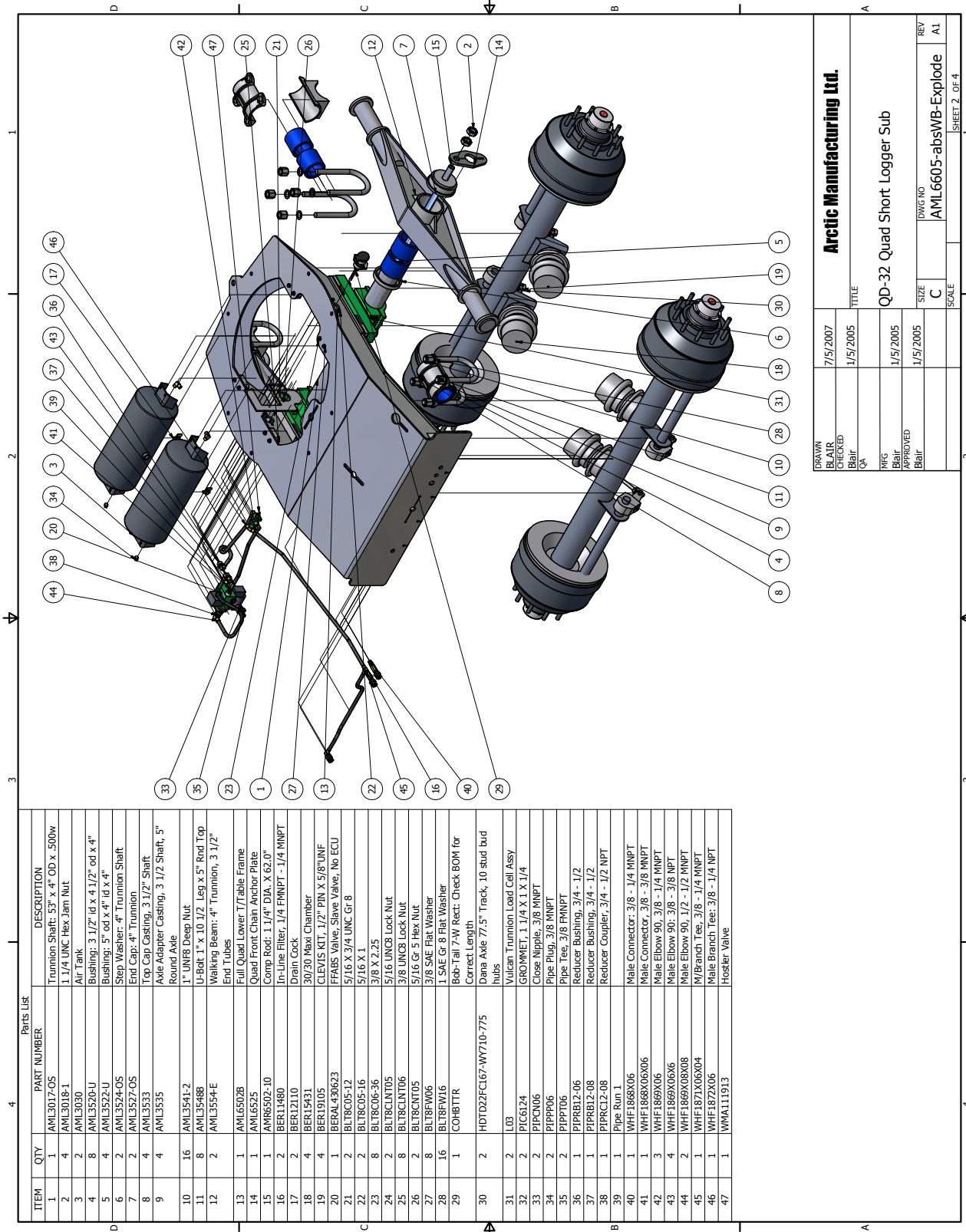


Parts List		Parts List		Parts List	
ITEM	QTY	DESCRIPTION	ITEM	QTY	DESCRIPTION
1	1	3/8 UNCG Lock Nut	1	1	Button Top Lift Molly
2	16	5/8 UNCG Lock Nut	2	1	Button Top Lift Molly Cable: 1 1/8 x 60"
3	4	3/4 UNCG 8 Hex Nut	3	2	Quad Short Log Frame Rail
4	4	3/8 Fender Washer	4	1	Quad Front T/T Upper Cross-Member
5	4	3/4 SAE Flat Washer	5	2	Front Aluminum Cover: Checker Plate 34.875" x 37" 26-400LB
6	64	G-8 Huck Bolt: 3/4 x 0.500" - 1.00"	6	1	Joist Turntable: 43.6" DIA, 26-400LB
7	56	3/4" Huck Collar	7	1	Full Quad Short-Log Reach
8	1	1/2 Clevis Pin Shackle	8	1	Quad Pivot Reach Lift
9	2	Urethane Bumper Block: Bolt-On	9	1	Quad Pedestal
10	11	GROMMET, 1 1/4 X 1 X 1/4	10	11	Frame Air/Elect Clip
11	37		11	3	Secondary Cross Member: 77" Track
12	1		12	1	Quad Light Box Assy
13	2		13	2	Gusset: 6 X 6 X .250w
14	2		14	2	Quad Frame Rail Front Cap Plate
15	4		15	4	Quad Front Reach Block Gusset
16	2		16	2	Base Plate
17	2		17	2	Rear Flange c/w Bolt Holes
18	1		18	1	Reach Lift Cable Anchor
19	1		19	1	Quad Rear Lower Frame Assy.
20	1		20	1	Quad Lower Front Assy
21	1		21	1	Junction Box: 7 Pole
22	2		22	2	5/16 X 1
23	4		23	4	3/8 X 1 1/4 UNC 8 Hex Bolt
24	16		24	16	5/8 X 1 3/4 UNC 8 Hex Bolt
25	4		25	4	3/4 X 2 UNC 8 Bolt
26	2		26	2	5/16 UNC 8 Lock Nut

DRAWN		7/5/2007	Arctic Manufacturing Ltd.	
CHECKED		1/5/2005	TITLE	
QA			QD-32 Quad Short Logger Sub	
MFG		1/5/2005	SIZE	
APPROVED		1/5/2005	SCALE	
BILL			REV	
			C	
			AML6605-absWB-Explode	
			A1	
			SHEET 1 OF 4	



QD-32 Quad Axle - Mechanical Suspension Front Suspension

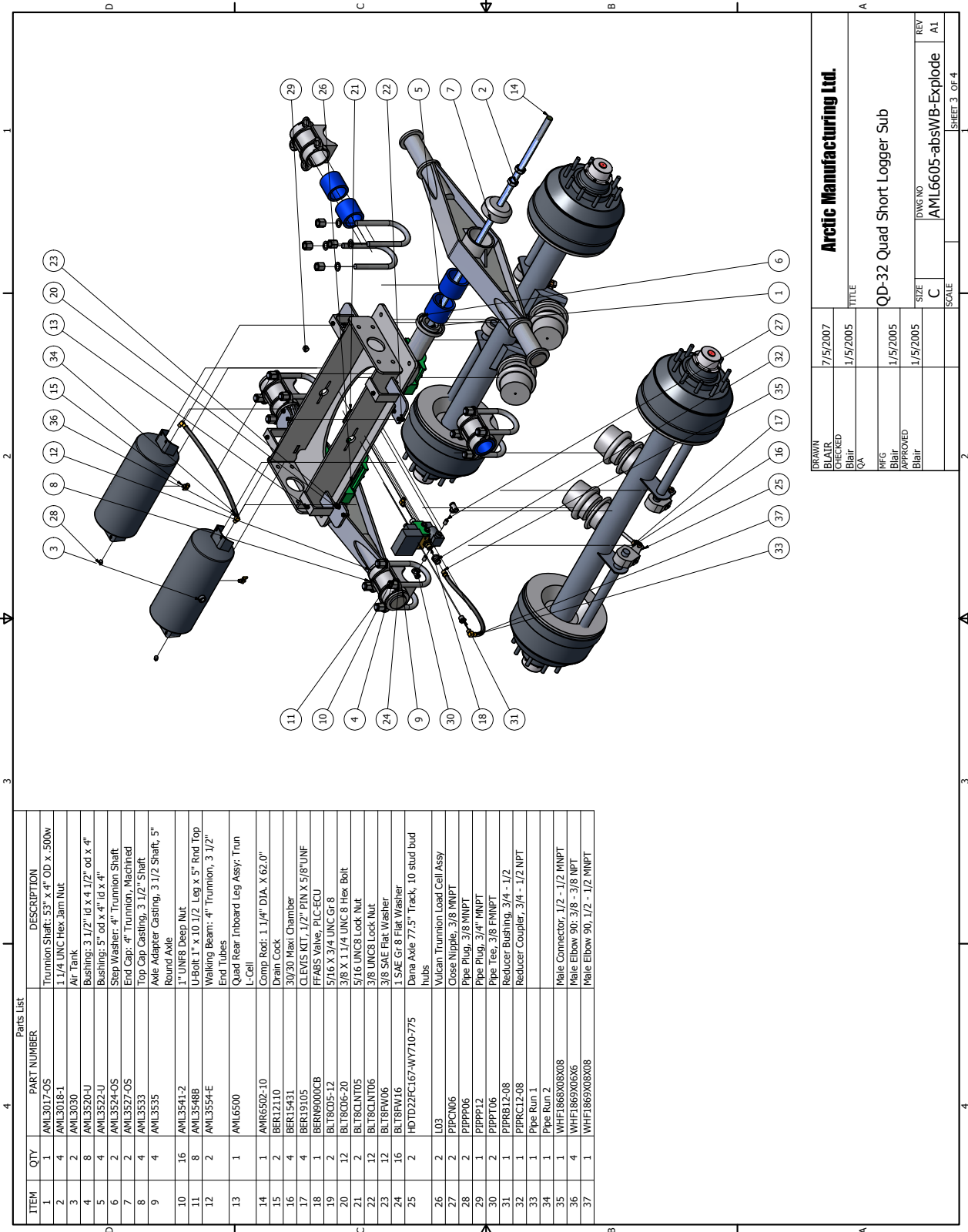


ITEM	QTY	PART NUMBER	DESCRIPTION
1	1	AML3017-05	Trunnion Shaft: 5/8" x 4" OD x .500w
2	4	AML3018-1	1/4" UNC Hex Jam Nut
3	2	AML3030	Air Tank
4	8	AML3520-U	Bushing: 3/1/2" id x 4 1/2" od x 4"
5	4	AML3522-U	Bushing: 5" od x 4" id x 4"
6	2	AML3524-05	Step Washer: 4" Trunnion Shaft
7	2	AML3527-05	End Cap: 4" Trunnion
8	4	AML3533	Top Cap Casting, 3/1/2" Shaft
9	4	AML3535	Axle Adapter Casting, 3 1/2" Shaft, 5" Round Axle
10	16	AML3541-2	1" UNRF Deep Nut
11	8	AML3548B	U-Bolt: 1" x 10 1/2" Leg x 5" Rnd Top
12	2	AML3554-E	Walking Beam: 4" Trunnion, 3 1/2" End Tubes
13	1	AML6502B	Full Quad Lower T/able Frame
14	1	AML6525	Quad Front Chain Anchor Plate
15	1	AMR8502-10	Comp Rod: 1 1/4" DIA. X 62.0"
16	2	BERL1480	In-Line Filter, 1/4" FNPT - 1/4" MNPT
17	2	BERL2110	Drain Cock
18	4	BERL9431	30/30 Wax Chamber
19	4	BERL9105	CLEVIS KIT, 1/2" PIN X 5/8" UNF
20	1	BERAL430623	FFABS Valve, Slave Valve, No ECU
21	2	BLTRC05-12	5/16 X 3/4 UNC Gr 8
22	2	BLTRC06-36	3/8 X 2.25
23	8	BLTRC06-36	5/16 UNCR Lock Nut
24	2	BLTRCLNT05	3/8 UNCR Lock Nut
25	8	BLTRCLNT06	5/16 Gr 5 Hex Nut
26	2	BLTRCNT05	3/8 SAE Flat Washer
27	8	BLTRFW06	1 SAE Gr 8 Flat Washer
28	16	BLTRFW16	Bob-Tail 7AW Rect: Check BOM for Correct Length
29	1	COHBTR	Dana Axle 77.5" Track, 10 stud bud hubs
30	2	HDTD2FC167-WY710-775	hubs
31	2	LO3	Vulcan Trunnion Lead Cell Assy
32	2	PLCG124	GROMMET, 1 1/4 X 1 X 1/4
33	2	P1PCN06	Close Nipple, 3/8 MNPT
34	2	P1PPR06	Pipe Plug, 3/8 MNPT
35	2	P1PPT06	Pipe Tee, 3/8 FNPT
36	1	P1PRB12-06	Reducer Bushing, 3/4 - 1/2
37	1	P1PRB12-08	Reducer Bushing, 3/4 - 1/2
38	1	P1PRCL2-08	Reducer Coupler, 3/4 - 1/2 NPT
39	1	Pipe Run 1	Male Connector, 3/8 - 1/4 MNPT
40	1	WHF1868X06	Male Connector, 3/8 - 3/8 MNPT
41	1	WHF1868X06X06	Male Elbow 90, 3/8 - 1/4 MNPT
42	3	WHF1869X06	Male Elbow 90, 3/8 - 3/8 NPT
43	4	WHF1869X06X6	Male Elbow 90, 1/2 - 1/2 MNPT
44	2	WHF1869X08X08	M/Branch Tee, 3/8 - 1/4 MNPT
45	1	WHF1871X06X04	M/Branch Tee, 3/8 - 1/4 NPT
46	1	WHF1872X06	M/Branch Tee: 3/8 - 1/4 NPT
47	1	WMA111913	Hostler Valve

DRAWN		7/5/2007	Arctic Manufacturing Ltd.	
CHECKED	BLAIR	1/5/2005	TITLE	
BBIT	QA		QD-32 Quad Short Logger Sub	
PART		1/5/2005	SIZE	REV
BBIT	APPROVED	1/5/2005	C	A1
BBIT			IDWG NO	AML6605-absWB-Explode
			SCALE	SHEET 2 OF 4



QD-32 Quad Axle - Mechanical Suspension Rear Suspension



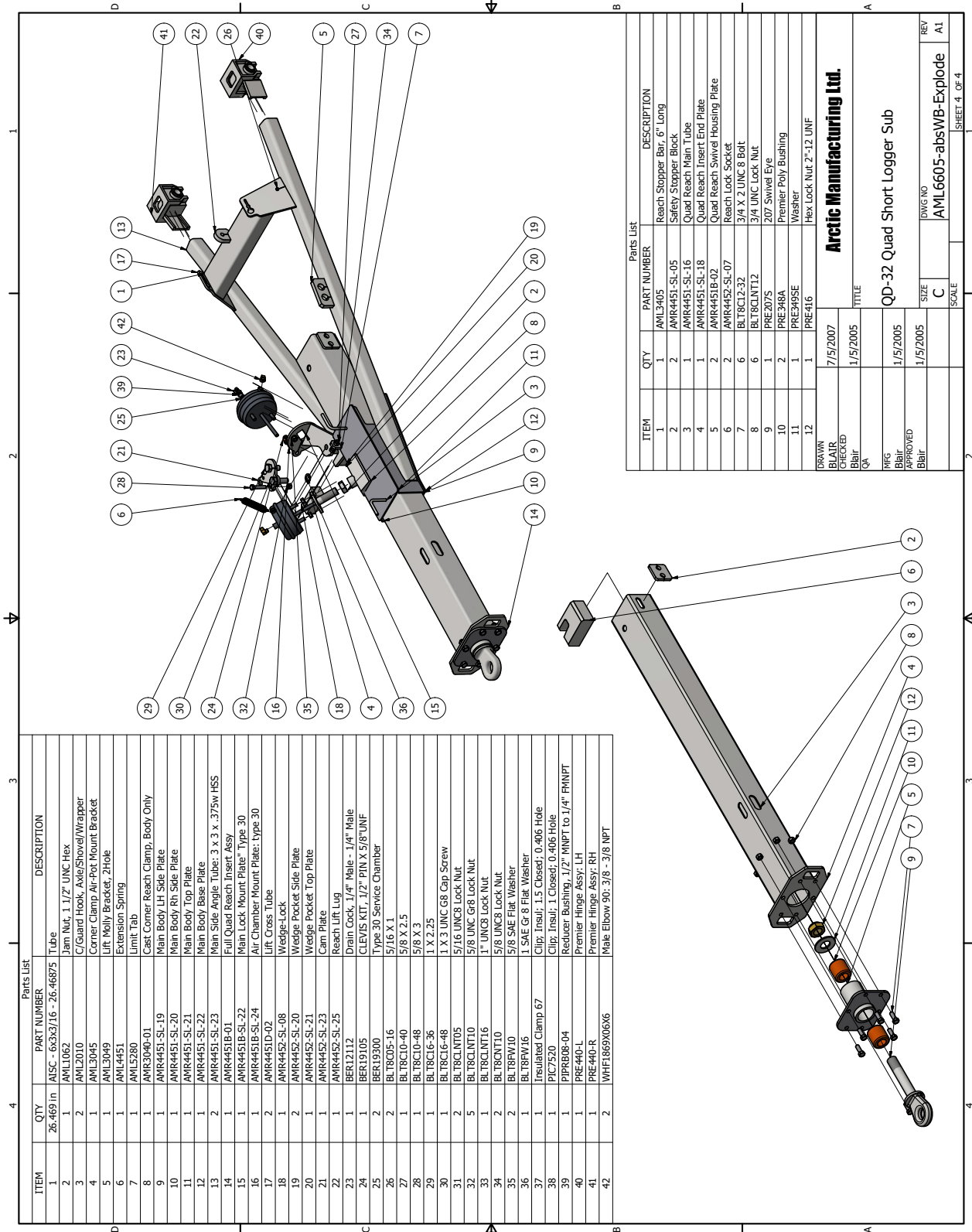
ITEM	QTY	PART NUMBER	DESCRIPTION
1	4	AML3017-05	Trunnion Shaft: 53" x 4" OD x .500w
2	4	AML3018-1	1 1/4 UNC Hex Jam Nut
3	2	AML3030	Air Tank
4	8	AML3520-4J	Bushing: 3 1/2" id x 4 1/2" od x 4"
5	4	AML3524-4J	Bushing: 5" od x 4" id x 4"
6	2	AML3524-OS	Step Washer: 4" Trunnion Shaft
7	2	AML3527-OS	End Cap: 4" Trunnion, Machined
8	4	AML3533	Top Cap Casting: 3 1/2" Shaft
9	4	AML3535	Axle Adapter Casting: 3 1/2" Shaft, 5" Round Axle
10	16	AML3541-2	1" UNF8 Deep Nut
11	8	AML3548B	U-Bolt: 1" x 10 1/2" Leg x 5" Rnd Top
12	2	AML3554E	Walking Beam: 4" Trunnion, 3 1/2" End Tubes
13	1	AML6500	Quad Rear Inboard Leg Assy: Trun I-Cell
14	1	AMR6502-10	Comp Rod: 1 1/4" DIA. X 62.0"
15	2	BER12110	Drain Cock
16	4	BER15431	30/30 Max Chamber
17	4	BER19105	CLEVIS KIT, 1/2" PIN X 5/8" UNF
18	1	BERN9000CB	FFABS Valve, PLC-ECU
19	2	BLT8C05-12	5/16 X 3/4 UNC Gr 8
20	12	BLT8C06-20	3/8 X 1 1/4 UNC 8 Hex Bolt
21	2	BLT8C1NT05	5/16 UNC 8 Lock Nut
22	12	BLT8C1NT06	3/8 UNC 8 Lock Nut
23	12	BLT8RV06	3/8 SAE Flat Washer
24	16	BLT8RV16	1 SAE Gr 8 Flat Washer
25	2	HDT022PC167-WY710-775	Dana Axle 77.5" Track, 10 stud bud hubs
26	2	LU3	Vulcan Trunnion Load Cell Assy
27	2	P1PCN06	Close Nipple, 3/8 MNPT
28	2	P1PPP06	Pipe Plug, 3/8 MNPT
29	1	P1PPP12	Pipe Plug, 3/4" MNPT
30	2	P1PPP06	Pipe Tee, 3/8 FMINPT
31	1	P1PRB12-08	Reducer Bushing, 3/4 - 1/2
32	1	P1PRC12-08	Reducer Coupler, 3/4 - 1/2 NPT
33	1	Pipe Run 1	Pipe Run 1
34	1	Pipe Run 2	Pipe Run 2
35	1	WHF1868X08X08	Male Connector, 1/2 - 1/2 MNPT
36	4	WHF1869X06X6	Male Elbow 90: 3/8 - 3/8 NPT
37	1	WHF1869X08X08	Male Elbow 90, 1/2 - 1/2 MNPT

DRAWN		7/5/2007	Arctic Manufacturing Ltd.	
CHECKED		1/5/2005	TITLE	
Blair			QD-32 Quad Short Logger Sub	
QA			REV	
MFG		1/5/2005	SIZE	
Blair			C	
APPROVED			DWG NO	
Blair			AML6605-absWB-Explode	
			SCALE	
			A1	
			REV	
			A1	

SHEET 3 OF 4



QD-32 Quad Axle - Mechanical Suspension 2-Stage Reach



ITEM	QTY	PART NUMBER	DESCRIPTION
1	26-469 in	AISC - 6x3x3/16 - 26-46875	Tube
2	1	AML1062	Jam Nut, 1 1/2" UNC Hex
3	2	AML2010	C/Guard Hook, Axle/Shovel/Wrapper
4	1	AML3045	Corner Clamp Air-Pot Mount Bracket
5	1	AML3049	Lift Molly Bracket, 2Hole
6	1	AML4451	Extension Spring
7	1	AML5280	Limit Tab
8	1	AMR3040-01	Cast Corner Reach Clamp, Body Only
9	1	AMR4451-SL-19	Main Body LH Side Plate
10	1	AMR4451-SL-20	Main Body RH Side Plate
11	1	AMR4451-SL-21	Main Body Top Plate
12	1	AMR4451-SL-22	Main Body Base Plate
13	2	AMR4451-SL-23	Main Side Angle Tube; 3 x 3 x .375w HSS
14	1	AMR4451B-01	Full Quad Reach Insert Assy
15	1	AMR4451B-SL-22	Main Lock Mount Plate" Type 30
16	1	AMR4451B-SL-24	Air Chamber Mount Plate" type 30
17	2	AMR4451D-02	Lift Cross Tube
18	1	AMR452-SL-08	Wedge-Lock
19	2	AMR452-SL-20	Wedge Pocket Side Plate
20	1	AMR452-SL-21	Wedge Pocket Top Plate
21	1	AMR452-SL-23	Cam Plate
22	1	AMR452-SL-25	Reach Lift Lug
23	1	BER12112	Drain Cock, 1/4" Male - 1/4" Male
24	1	BER19105	CLEVIS KIT, 1/2" PIN X 5/8" UNF
25	2	BER19300	Type 30 Service Chamber
26	2	BLT805-16	5/16 X 1
27	1	BLT805-40	5/8 X 2.5
28	1	BLT805-48	5/8 X 3
29	1	BLT805-36	1 X 2.25
30	1	BLT805-48	1 X 3 UNC G8 Cap Screw
31	2	BLT805-48	5/16 UNC8 Lock Nut
32	5	BLT805-48	5/8 UNC G8 Lock Nut
33	1	BLT805-48	1" UNC8 Lock Nut
34	2	BLT805-48	5/8 UNC8 Lock Nut
35	2	BLT805-48	5/8 SAE Flat Washer
36	1	BLT805-48	1 SAE Gr 8 Flat Washer
37	1	Insulated Clamp 67	Clip; Insul; 1.5 Closed; 0.406 Hole
38	1	PTC7320	Clip; Insul; 1 Closed; 0.406 Hole
39	1	PRR08-04	Reducer Bushing; 1/2" MNPT to 1/4" FNPT
40	1	PRE440-L	Premier Hinge Assy; LH
41	1	PRE440-R	Premier Hinge Assy; RH
42	2	WHF1869X06X6	Male Elbow 3/8 - 3/8 NPT

ITEM	QTY	PART NUMBER	DESCRIPTION
1	1	AML3405	Reach Stopper Bar, 6" Long
2	2	AMR4451-SL-05	Safety Stopper Block
3	1	AMR4451-SL-16	Quad Reach Main Tube
4	1	AMR4451B-02	Quad Reach Insert End Plate
5	2	AMR4452-SL-07	Quad Reach Swivel Housing Plate
6	6	BLT805-32	Reach Lock Socket
7	6	BLT805-32	3/4 X 2 UNC 8 Bolt
8	6	BLT805-32	3/4 UNC Lock Nut
9	1	PRE3075	207 Swivel Eye
10	2	PRE348A	Premier Poly Bushing
11	1	PRE3495E	Washer
12	1	PRE416	Hex Lock Nut 2"-12 UNF

Arctic Manufacturing Ltd.

TITLE
QD-32 Quad Short Logger Sub

DATE
1/5/2005

APPROVED
1/5/2005

SCALE
C

DWG NO
AML6605-absWB-Explode

REV
AL

SHEET 4 OF 4



QD-32 Quad Axle - Air-Ride Suspension Front Suspension

PARTS LIST

ITEM	QTY	PART NUMBER	DESCRIPTION
1	1	6205002	Ridewell Extreme: HCV G/w Dump
2	1	AML30380	Jumbo Air Tank
3	1	AML4451D-SL	SL Quad Reach: +69" Travel:
4	4	AML5280	Limit Tab
5	1	AML6502C	
6	1	AML6530	
7	1	AML6590	Air-Ride Tower Cross-Member: 77" Track
8	2	AMR202-1-01	Gusset: 6 x 6 x .250w
9	3	BER10300	Bulk-Head Fitting
10	2	BER11480	In-Line Filter, 1/4 FNPT - 1/4 MNPT
11	1	BER12110	Drain Cock
12	4	BER15431	30/30 Maxi Chamber
13	4	BER19105	CLEVIS KIT, 1/2" PIN X 5/8" UNF
14	1	BERN15759DG	Pressure Protection Valve, 70 PSI
15	1	BERN90288	FFABS Valve, PLC-ECU 25/IM No Harness
16	2	BLT8C05-16	5/16 X 1
17	4	BLT8C05-20	5/16 X 1 1/4 UNC8 Cap Screw
18	4	BLT8C06-24	3/8 X 1 1/2 UNC8 Gr 8 Cap Screw
19	4	BLT8C10-24	5/8 X 1 1/2 UNC8 Cap Screw
20	6	BLT8C10T05	5/16 UNC8 Lock Nut
21	4	BLT8C10T06	3/8 UNC8 Lock Nut
22	4	BLT8CNT10	5/8 UNC8 Lock Nut
23	2	BLT8FENDER-06	3/8 Fender Washer
24	6	BLT8FW05	5/16 SAE Flat Washer
25	8	BLT8FW06	3/8 SAE Flat Washer
26	1	COHRTR	Bob-Tail 7-W Rest: Check ROM for Correct Length
27	1	DOMS0800	Truck-like Surface Mount Junction Box
28	2	HDTD22FC167-WY710-775	Dana Axle 77.5" Track, 10 stud bud hubs
29	1	MIS2463-P	Poly Light Box, Single 2 1/2"
30	2	NEW240-30K-US-7.5-41	Ridewell 240 30K-U/S 7.5" Suspension
31	9	PICG124	GROMMET, 1 1/4 X 1 X 1/4
32	1	PIPCN04	Close Nipple, 1/4 MNPT
33	1	PIPCN06	Close Nipple, 3/8 MNPT
34	1	PIPP006	Pipe Plug, 3/8 MNPT
35	1	PIPP006	Pipe Tee, 3/8 FNPT
36	1	PIPR806-04	Reducer Bushing, 3/8 MNPT - 1/4 FNPT
37	1	PIPR812-08	Reducer Bushing, 3/4 - 1/2
38	1	PIPRCL2-08	Reducer Coupler, 3/4 - 1/2 NPT
39	1	Run01	
40	1	Run02	
41	1	Run03	
42	1	WHF1868X04K04	Male Connector, 1/4 - 1/4 NPT
43	1	WHF1868X04X06	Male Connector, 1/4 - 3/8 MNPT
44	2	WHF1868X06	Male Connector, 3/8 - 1/2 MNPT
45	2	WHF1868X08X08	Male Connector, 1/2 - 1/2 MNPT
46	2	WHF1869X06	Male Elbow 90, 3/8 - 1/4 MNPT
47	2	WHF1869X06X6	Male Elbow 90, 3/8 - 3/8 NPT
48	8	WHF1871X06X04	M/Bench Tee, 3/8 - 1/4 MNPT
49	1	WHF1872X06	Male Branch Tee, 3/8 - 1/4 NPT

Arctic Manufacturing Ltd.

29/06/2011

29/06/2011

29/06/2011

29/06/2011

TITLE

Air-Ride Quad S/Logger: Front Assembly

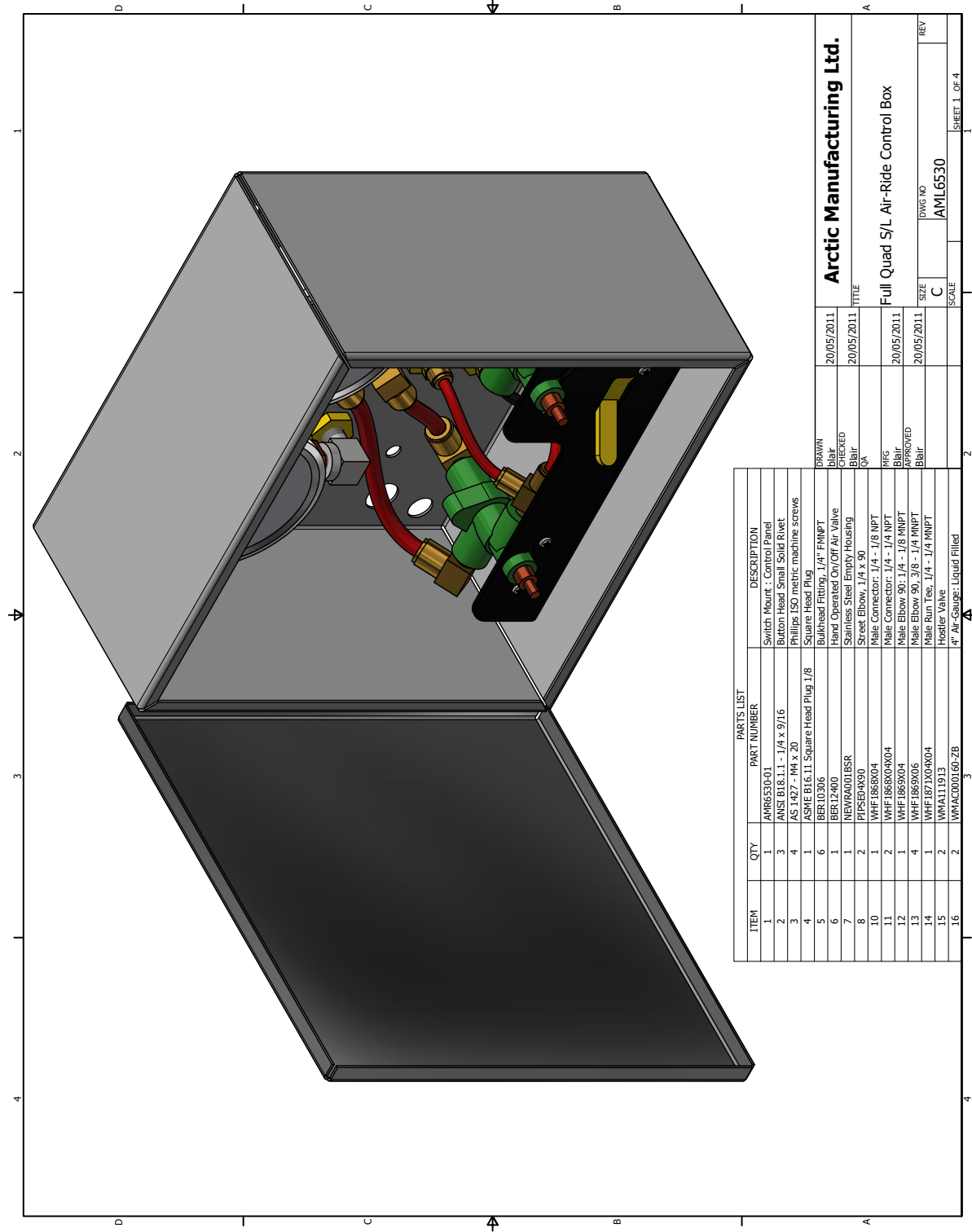
SIZE C DWG NO AMR6605A-ABSAR-assembly

SCALE

SHEET 1 OF 1



QD-32 Quad Axle - Air-Ride Suspension Front Control Box



ITEM	QTY	PART NUMBER	DESCRIPTION
1	1	AMR6530-01	Switch Mount : Control Panel
2	3	ANSI B18.1.1 - 1/4 x 9/16	Button Head Small Solid Rivet
3	4	AS 1427 - M4 x 20	Phillips ISO metric machine screws
4	1	ASME B16.11 Square Head Plug 1/8	Square Head Plug
5	6	BER10306	Bulkhead Fitting, 1/4" FNPT
6	1	BER12400	Hand Operated On/Off Air Valve
7	1	NEWRAD001BSR	Stainless Steel Empty Housing
8	2	P1P5E04X90	Street Elbow, 1/4 x 90
10	1	WHF1868X04	Male Connector, 1/4 - 1/8 NPT
11	2	WHF1868X04X04	Male Connector, 1/4 - 1/4 NPT
12	1	WHF1869X04	Male Elbow 90: 1/4 - 1/8 MNPT
13	4	WHF1869X06	Male Elbow 90: 3/8 - 1/4 MNPT
14	1	WHF1871X04X04	Male Run Tee, 1/4 - 1/4 MNPT
15	2	WMA111913	Hoister Valve
16	2	WMA000160-ZB	4" Air-Gauge: Liquid Filled

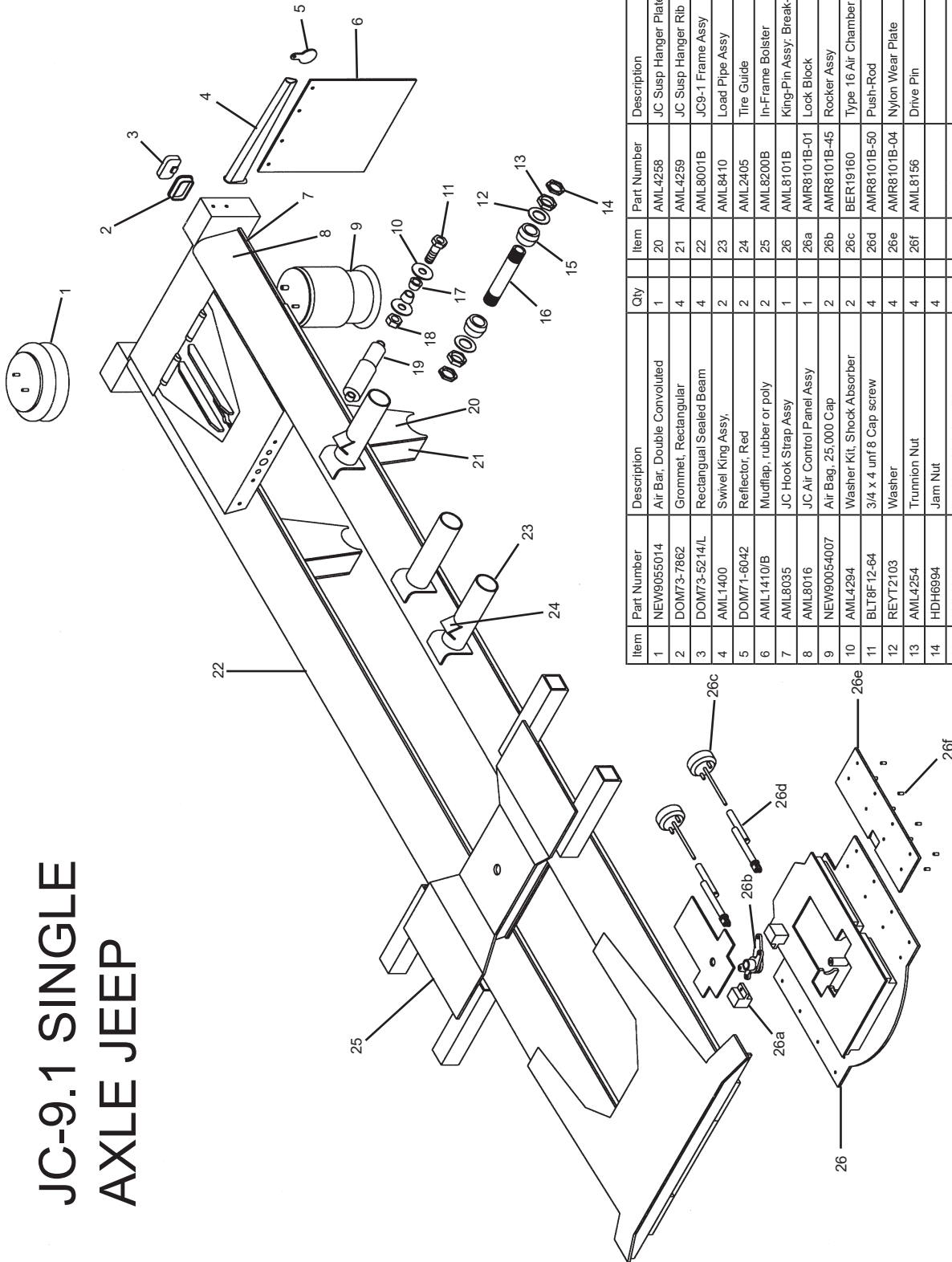
Arctic Manufacturing Ltd.

Full Quad S/L Air-Ride Control Box

DATE: 20/05/2011
 REV: C
 DWG NO: AML6530
 SCALE: 1:1
 SHEET 1 OF 4



JC-9.1 SINGLE AXLE JEEP

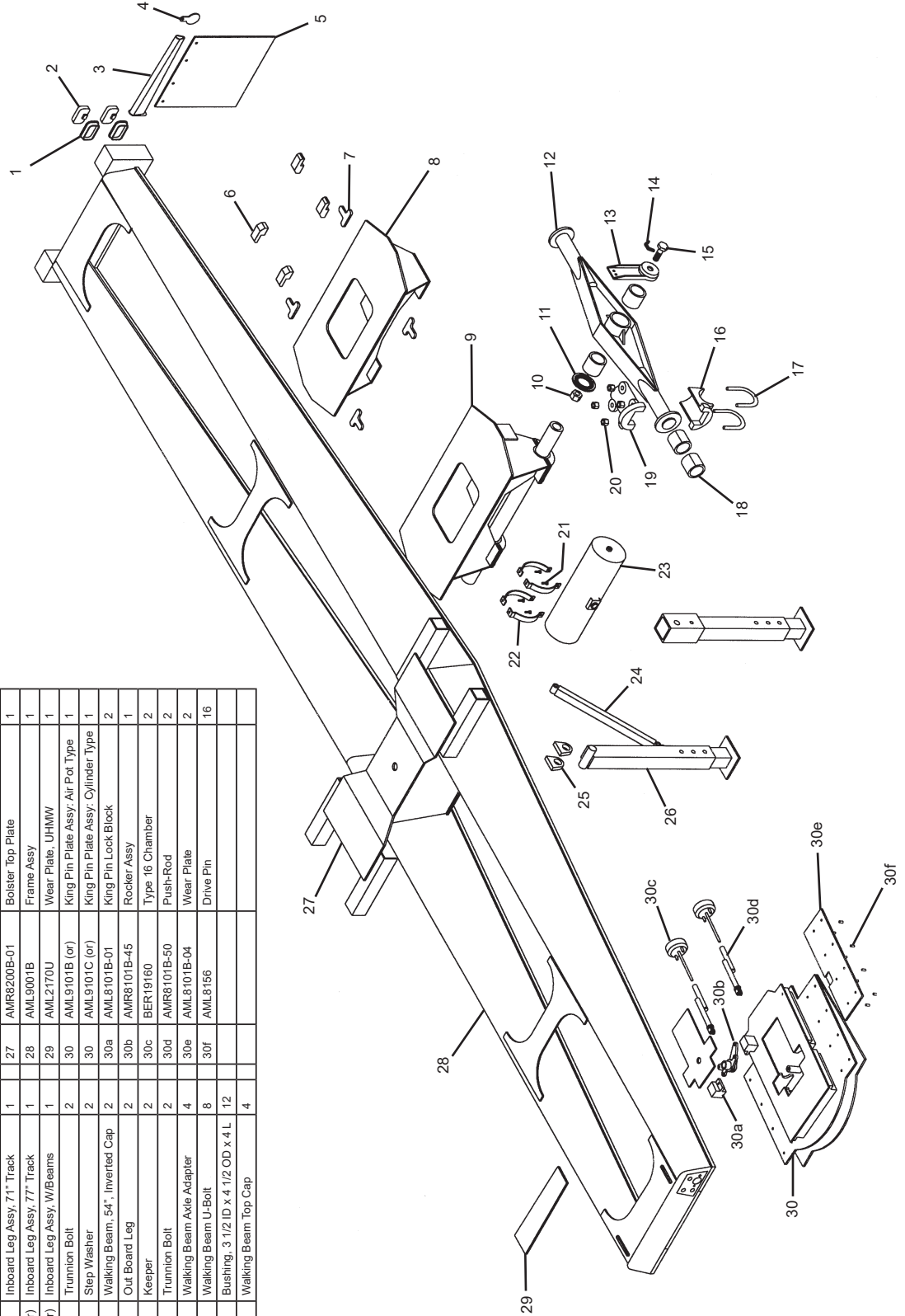


Item	Part Number	Description	Qty	Item	Part Number	Description	Qty
1	NEW905014	Air Bar, Double Convoluted	1	20	AML4258	JC Susp Hanger Plate	4
2	DOM73-7862	Grommet, Rectangular	4	21	AML4259	JC Susp Hanger Rib	4
3	DOM73-52 14/L	Rectangular Sealed Beam	4	22	AML8001B	JC9-1 Frame Assy	1
4	AML1400	Swivel King Assy.	2	23	AML8410	Load Pipe Assy	4-6
5	DOM71-6042	Reflector, Red	2	24	AML2405	Tire Guide	4
6	AML1410/B	Mudflap, rubber or poly	2	25	AML8200B	In-Frame Bolster	1
7	AML8035	JC Hook Strap Assy	1	26	AML8101B	King-Pin Assy: Break-Down	1
8	AML8016	JC Air Control Panel Assy	1	26a	AMR8101B-01	Lock Block	2
9	NEW90054007	Air Bag, 25,000 Cap	2	26b	AMR8101B-45	Rocker Assy	1
10	AML4294	Washer Kit, Shock Absorber	2	26c	BER19160	Type 16 Air Chamber	2
11	BLT8F-12-84	3/4 x 4 unF 8 Cap screw	4	26d	AMR8101B-50	Push-Rod	2
12	REYT2103	Washer	4	26e	AMR8101B-04	Nylon Wear Plate	2
13	AML4254	Trunnion Nut	4	26f	AML8156	Drive Pin	16
14	HDH6994	Jam Nut	4				
15	AML4252	Bushing, Link Arm Pivot	4				
16	AML4253	Tube, Link Arm Pivot	2				
17	AML42592	Sleeve Kit, Shock Absorber Mount	4				
18	BLT8FLNT12	3/4" unF 8 Lock Nut	4				
19	AML4290	Shock Absorber	2				



JC-17 TANDEM AXLE JEEP

Item	Part Number	Description	Qty	Item	Part Number	Description	Qty
1	DOM73-7862	Rectangular Grommet	4	20	AML3541-2	Deep Nut, 1"	16
2	DOM73-8214	Rectangular Lamp	4	21	BLT8C06-20	3/8 x 1 1/4" UNC8 Capscrew	12
3	AML1400	Swivel King Assy	2	22	AML3031-1	Air Tank Clamp Bracket	8
4	DOM71-6042	Reflector, Red	2	23	AML3030	Air Tank	2
5	AML1410	Mudflap	2	24	AML9340	Support Prop, Swing Down Leg	1
6	AML9560	Suspension Mount Lug	4	25	AML9320	Hinge Plate, Swing Down Leg	2
7	AML4520D	In-Board Leg Locator Plate	4	26	AML9300	Leg, Swing Down, Telescopic	1
8	AML9500 (or)	Inboard Leg Assy, 71" Track	1	27	AMR8200B-01	Bolster Top Plate	1
8	AML9500A (or)	Inboard Leg Assy, 77" Track	1	28	AML9001B	Frame Assy	1
9	AML9500B (or)	Inboard Leg Assy, W/Beams	1	29	AML2170U	Wear Plate, UHMW	1
10	AML3018	Trunnion Bolt	2	30	AML9101B (or)	King Pin Plate Assy: Air Pot Type	1
11	AML3524	Step Washer	2	30	AML9101C (or)	King Pin Plate Assy: Cylinder Type	1
12	AML3554C	Walking Beam, 54", Inverted Cap	2	30a	AML8101B-01	King Pin Lock Block	2
13	AML3526	Out Board Leg	2	30b	AMR8101B-45	Rocker Assy	1
14	AML3528	Keeper	2	30c	BER19160	Type 16 Chamber	2
15	AML3525	Trunnion Bolt	2	30d	AMR8101B-50	Push-Rod	2
16	AML3534	Walking Beam Axle Adapter	4	30e	AML8101B-04	Wear Plate	2
17	AML3548	Walking Beam U-Bolt	8	30f	AML8156	Drive Pin	16
18	AML3520-U	Bushing, 3 1/2 ID x 4 1/2 OD x 4 L	12				
19	AML3532	Walking Beam Top Cap	4				



ARCTIC MANUFACTURING LTD.

Ph:(250)962-9631 Fax (250)962-7500

www.arcticmfg.com



ARCTIC LOGGING EQUIPMENT




STAKES & EXTENSIONS

LONG LOG




PART NUMBER	PART DESCRIPTION
AML1000	MAIN STAKE, 60"
AML1000L	MAIN STAKE, 72"



PART NUMBER	PART DESCRIPTION
AML1001	EXTENSION ,48"
AML1000L	EXTENSION, 60"



PART NUMBER	PART DESCRIPTION
AML1002	STAKE, 60" MAIN X 48" EXTENSION
AML1000L	STAKE, 72" MAIN X 48" EXTENSION




PART NUMBER	PART DESCRIPTION
AML1004	HD HINGED STAKE, 60" X 48"
AML1004L	HD HINGED STAKE, 60 X 60"
AML1021	HD HINGED STAKE, 72 X 60"
AML1022	HD HINGED STAKE, 84 X 48"
AML1024	HD HINGED STAKE, 90 X 48"
AML1027	SOLID STAKE, 96"



STAKE HARDWARE

1-1/2 PIN ASSY



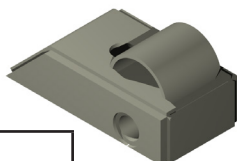
PART NUMBER	PART DESCRIPTION
AML1060	1-1/2" DIA STAKE PIN X 10 1/4"
AML1062	1-1/2" STAKE PIN JAM NUT
AML1355	STAKE PIN LICK TAB
AML1065	STAKE PIN, 1-3/4 X 10-1/4"
AML1352-1	JAM NUT, 1-3/4" UNC

EXTENSION SPRINGS



PART NUMBER	PART DESCRIPTION
AML1015	EXTENSION SPRING, 24" X 1 1/2" OD
AML1016	EXTENSION SPRING, 30" X 1 1/2" OD
AML1017	HD EXTENSION SPRING, 30" X 1 1/2" OD
AML1018	EX-HD EXTENSION SPRING, 36" X 1 1/2" OD
AML1019	EXTENSION SPRING 30" X 1 1/4" OD
AML1020	EXTENSION SPRING 36" X 1 3/4" OD

DOGLEG



PART NUMBER	PART DESCRIPTION
AML1091	3" DOGLEG WELD-ON ADAPTER
AML1096	6" DOGLEG WELD-ON ADAPTER


STAKE HINGE KIT



PART NUMBER	PART DESCRIPTION
AML1003	STAKE HINGE KIT


BOLSTER HARDWARE

14" HUB




PART NUMBER
AML1114

14" NYLON HUB



PART NUMBER
AML1114U


17" HUB



PART NUMBER
AML1117

CONVERSION HUB - FITS OVER 14" HUB
PART NUMBER
AML1117-C

17" LOW PROFILE HUB



PART NUMBER
AML1117




BOLSTER HARDWARE

WEAR PLATE



PART NUMBER	PART DESCRIPTION
AML1141	3/16" WEAR PLATE. 4"X20"
AML1142	1/4" WEAR PLATE. 4"X20"

LOCK EYES



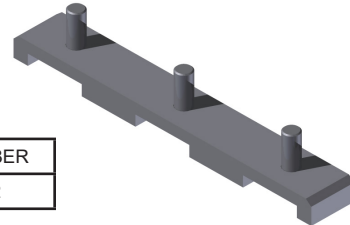
PART NUMBER	PART DESCRIPTION
AML1150	CARROT PIN LOCK EYE
AML1152	CARROT PIN LOCK EYE, LONGER
AML1153	CARROT PIN EYE/LIFT EYE
AML1155	CARROT PIN EYE, LONGER, BENT

BOLSTER MOUNTING PLATE



PART NUMBER
AML1170

FALSE RISER BLOCKS



PART NUMBER
AML1182



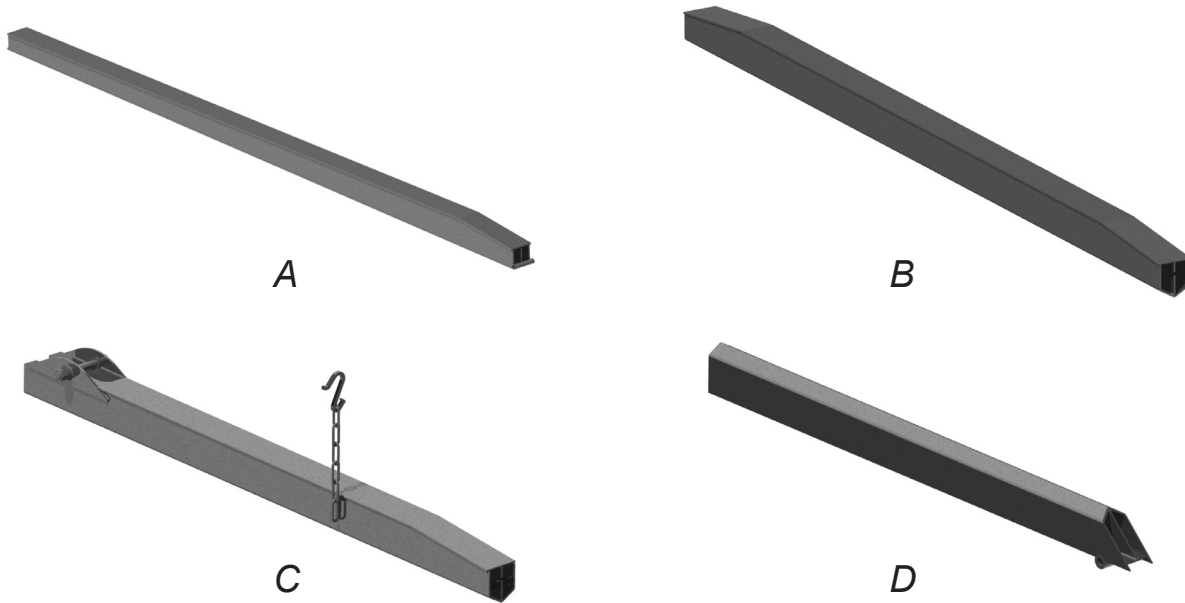
BUNKS - LONG LOG Bare



PART NUMBER	PART DESCRIPTION
AML1206	8'-6" BARE BUNK, NO SAUCER, C/W ANCHORS, TRIPS, CABLE-GUIDES
AML1206-1	8'-6" BUNK, C/W 14" SAUCER, ANCHORS, TRIPS, CABLE GUIDES
AML1206-2	8'-6" BUNK, C/W 17" SAUCER, ANCHORS, TRIPS, CABLE GUIDES
AML1206LP	8'-6" LOW PROFILE BARE BUNK, NO SAUCER, C/W ANCHORS, TRIPS, CABLE GUIDES
AML1206LP-1	8'-6" LOW PROFILE BARE BUNK, C/W 14" SAUCER, ANCHORS, TRIPS, CABLE GUIDES
AML1207	9' -6" BUNK, NO SAUCER, C/W ANCHORS, TRIPS, CABLE GUIDES
AML1209	9' BUNK, NO SAUCER, C/W ANCHORS, TRIPS, CABLE GUIDES
AML1209-1	9' BUNK, C/W 14" SAUCER, ANCHORS, TRIPS, CABLE GUIDES
AML1209-2	9' BUNK, C/W 17" SAUCER, ANCHORS, TRIPS, CABLE GUIDES
AML1210	10' BUNK, NO SAUCER, C/W ANCHORS, TRIPS, CABLE GUIDES
AML1210-1	10' BUNK, C/W 14" SAUCER, ANCHORS, TRIPS, CABLE GUIDES
AML1210-2	10' BUNK, C/W 17" SAUCER, ANCHORS, TRIPS, CABLE GUIDES
AML1210-6	10'-6" BUNK, NO SAUCER, C/W HD TRIPS, CABLE GUIDES
AML1210-6LP	10'-6" L.P. BUNK, NO SAUCER, C/W ANCHORS, TRIPS, CABLE GUIDES
AML1210LP	10' L.P. BUNK, NO SAUCER, C/W ANCHORS, TRIPS CABLE GUIDES
AML1211	11' BUNK, NO SAUCER, C/W ANCHORS, H.D. TRIPS, CABLE GUIDES
AML1212	12' BUNK, NO SAUCER, C/W ANCHORS, TRIPS, CABLE GUIDES
AML1212-1	12' BUNK, C/W 14" SAUCER, ANCHORS, TRIPS, CABLE GUIDES
AML1212-2	12' BUNK, C/W 17" SAUCER, ANCHORS, TRIPS, CABLE GUIDES
AML1213	13' BUNK, NO SAUCER, C/W H.D. TRIPS, 1-3/4" PIN HOLE, ANCHORS, CABLE GUIDES
AML1220	8'-6" to 10'-6" EXPANABLE BUNK, C/W ANCHORS, TRIPS CABLE GUIDES



SHORT LOG STAKE (DROP IN STAKE)



A

PART NUMBER	PART DESCRIPTION
AML1008	8' DROP-IN SOLID STAKE, S/L, SQUARE POCKET
AML1008-B	8' DROP-IN SOLID STAKE, FORMED BACK, SQUARE POCKET
AML1008HD	8' HD DROP-IN SOLID STAKE, S/L, SQUARE POCKET
AML1009	9 DROP-IN SOLID STAKE, S/L, SQUARE POCKET
AML1009-B	9' DROP-IN SOLID STAKE, FORMED BACK, SQUARE POCKET
AML1009HD	9' HD DROP-IN SOLID STAKE, S/L, SQUARE POCKET
AML1010-6	10'-6" DROP-IN SOLID STAKE, S/L, SQUARE POCKET
AML1010-6HD	10'-6" HD DROP-IN SOLID STAKE, S/L, SQUARE POCKET

B

PART NUMBER	PART DESCRIPTION
AML1008BF	100" FORMED BACK DROP-IN SOLID STAKE, S/L
AML1009BF	114" FORMED BACK DROP-IN SOLID STAKE, S/L
AML1010	118" FORMED BACK DROP-IN SOLID STAKE, S/L
AML1010-6BF	10'-6" HD FORMED BACK DROP-IN SOLID STAKE, S/L

C

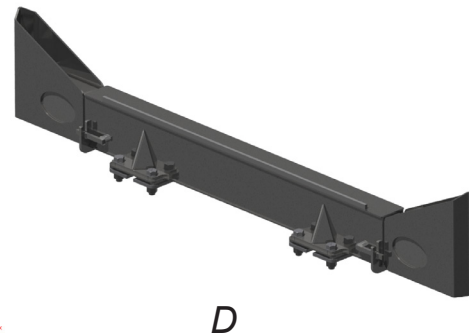
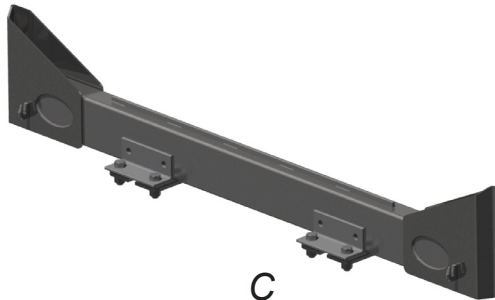


PART NUMBER	PART DESCRIPTION
AML1013	72" MAIN STAKE, FORMED BACK

D

PART NUMBER	PART DESCRIPTION
AML1014	42" EXTENSION, FORMED BACK, TAPERED END
AML1014L	60" EXTENSION, FORMED BACK, TAPERED END



SHORT LOG BUNK (DROP IN STAKE)



A

PART NUMBER	PART DESCRIPTION
AML1206S	8' - 6" SHORT LOG BUNK, 4" POCKET - 14 ton, Square Pocket
AML1206SS	8' - 6" SHORT LOG BUNK, 4" POCKET - 8 ton, Square Pocket
AML1206SSS	8' - 6" SHORT LOG BUNK, 3" POCKET - 8 ton, Square Pocket
AML1207S	9' - 6" SHORT LOG BUNK, 4" POCKET - 14 ton, Square Pocket
AML1210S	10' SHORT LOG BUNK, 4" POCKET - 14 ton, Square Pocket

B

PART NUMBER	PART DESCRIPTION
AML1220-6SE	8' - 6" to 10' - 6" EXPANDABLE SHORT LOG BUNK, 4" POCKET - 14 ton, Square Pocket

C

PART NUMBER	PART DESCRIPTION
AML1206SF	8' - 6" SHORT LOG BUNK, 4" FORMED BACK POCKET - 14 ton
AML12067SF	89 - 6" SHORT LOG BUNK, 4" FORMED BACK POCKET - 14 ton
AML1210SF	10" SHORT LOG BUNK, 4" FORMED BACK POCKET - 14 ton

D

PART NUMBER	PART DESCRIPTION
AML1210-SEF	8' - 6" to 10' - 6" EXPANDABLE SHORT LOG BUNK, 4" FORMED BACKPOCKET - 14 ton



LONG LOGGER BUNK (LIGHT WEIGHT/NON TRIP)



PART NUMBER	PART DESCRIPTION
AML3209LW	8' - 6" LIGHT WEIGHT "U" BUNK, 14' SAUCER, 60"x60" SPRING LOADED EXTENSION
AML3209LW-02	8' - 6" LIGHT WEIGHT "U" BUNK, 17' SAUCER, 60"x60" SPRING LOADED EXTENSION
AML3209LW-02L	8' - 6" LIGHT WEIGHT "U" BUNK, 17' SAUCER, 72"x48" SPRING LOADED EXTENSION
AML3209LW-L	8' - 6" LIGHT WEIGHT "U" BUNK, 14' SAUCER, 72"x48" SPRING LOADED EXTENSION
AML3210LW-05	10' LIGHT WEIGHT "U" BUNK, 17" SAUCER, 72"x48" SPRING LOADED EXTENSION
AML3210LW-6L-05	10'-6" LIGHT WEIGHT LOW-PROFILE "U" BUNK, 17" SAUCER, 90"x48" SPG LDD EXT
AML3212LW	9'-6" LIGHT WEIGHT "U" BUNK, 14" SAUCER, 60"x60" SPG LDD EXT
AML3212LW-L	9'-6" LIGHT WEIGHT "U" BUNK, 14" SAUCER, 72"x48" SPG LDD EXT
AML3212LW-04	9'-6" LIGHT WEIGHT LOW-PROFILE "U" BUNK, 14" SAUCER, 60"x60" SPG LDD EXT
AML3212LW-05	9'-6" LIGHT WEIGHT LOW-PROFILE "U" BUNK, 17" SAUCER, 60"x60" SPG LDD EXT



LONG LOGGER BUNK

(HIGH-VOLUME/NON TRIP)



PART NUMBER	PART DESCRIPTION
AML3230	8'-6" LP NON-TRIP BUNK, c/w 72"x 48" STAKES, 14" SAUCER
AML3230-1	8'-6" LP NON-TRIP BUNK, c/w 60"x 60" STAKES, 14" SAUCER
AML3230-2	8'-6" LP NON-TRIP BUNK, c/w 72"x 48" STAKES, 17" SAUCER
AML3230-3	8'-6" LP NON-TRIP BUNK, c/w 60"x 60" STAKES, 17" SAUCER
AML3240	9'-6" LP NON-TRIP BUNK, c/w 72"x 48" STAKES, 14" SAUCER
AML3240-1	9'-6" LP NON-TRIP BUNK, c/w 60"x 60" STAKES, 14" SAUCER
AML3240-2	9'-6" LP NON-TRIP BUNK, c/w 72"x 48" STAKES, 17" SAUCER
AML3240-3	9'-6" LP NON-TRIP BUNK, c/w 60"x 60" STAKES, 17" SAUCER
AML3220	10'-6" LP NON-TRIP BUNK, c/w 90"x 48" HD STAKES, 17" SAUCER



SHORT LOG "QUAD" (HIGH-VOLUME/NON TRIP)



PART NUMBER	PART DESCRIPTION
AML3206	8'-6" QUAD BUNK, 67"x 52" STAKE, 18 ton
AML3206L	8'-6" QUAD BUNK, 67"x 62" STAKE, 18 ton
AML3207	9'-6" QUAD BUNK, 67"x 52" STAKE, 18 ton
AML3207L	9'-6" QUAD BUNK, 67"x 62" STAKE, 18 ton



SHORT LOG "QUAD"

(EXPANDABLE HIGH-VOLUME/NON TRIP)



PART NUMBER	PART DESCRIPTION
AML3206SE	8'-6" to 9'-6" EXPANDABLE QUAD BUNK, 67"x 52" STAKE, 18 ton
AML3206SE-L	8'-6" to 9'-6" EXPANDABLE QUAD BUNK, 67"x 62" STAKE, 18 ton




BUNK HARDWARE

QUICK FIX




PART NUMBER	PART DESCRIPTION
AML1298	5/8" QUICK FIX, C/W WEDGES
AML1299	1/2" QUICK FIX, C/W WEDGES
AML1300	7/8" QUICK FIX, C/W WEDGES
AML1300W	WEDGES, FOR 7/8" QUICK FIX
AML1301	1" QUICK FIX, C/W WEDGES
AML1301W	WEDGES, FOR 1" QUICK FIX
AML1302	1 1/8" QUICK FIX, C/W WEDGES
AML1302W	WEDGES, FOR 1 1/8" QUICK FIX

CABLE BELL



PART NUMBER	PART DESCRIPTION
AML1303	CABLE BELL. 7/8", C/W WEDGES
AML1304	CABLE BELL, 1", C/W WEDGES
AML1305	CABLE BELL, 1-1/8", C/W WEDGES

14" SAUCER



PART NUMBER
AML1314

14" SHIM WEAR PLATE




PART NUMBER
AML1315

14" WEAR DISC




PART NUMBER
AML1316

17" WEAR DISC SET



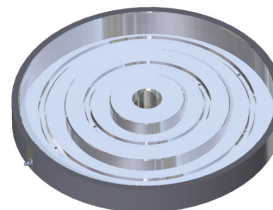
PART NUMBER
AML1316-1

17" SAUCER



PART NUMBER
AML1317

17" LOW PROFILE

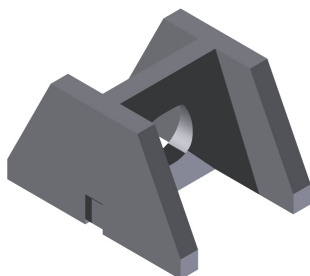


PART NUMBER
AML1317-1




BUNK HARDWARE

CABLE ANCHOR




PART NUMBER
AML1330

TRIPS



PART NUMBER	PART DESCRIPTION
AML1335	BUNK TRIP ASSEMBLY
AML1335HD	HD BUNK TRIP ASSEMBLY

TRIP LOCK PIN



PART NUMBER
AML1336

CARROT PIN



PART NUMBER	PART DESCRIPTION
AML1340	CARROT PIN ONLY
AML1341	CARROT PIN W/ CHAIN

LIVE BUNK CLIP




PART NUMBER
AML1345

BUNK PIN ASSY



PART NUMBER	PART DESCRIPTION
AML1349	BUNK PIN, 1 3/4 X 8 1/2", UNC
AML1350	BUNK PIN, 1 3/4 X 10", UNC
AML1350-1	BUNK PIN, 1 3/4 X 11", UNC
AML1350-2	BUNK PIN, 1 3/4 X 12", UNC
AML1351	BUNK PIN, 1 3/4 X 13", UNC
AML1353	BUNK PIN, 1 3/4 X 14", UNC
AML1352	NUT, BUNK PIN, 1 3/4" UNC
AML1352-1	JAM NUT, 1 3/4" UNC
AML1354	COTTER PIN, 1/4 X 3"

STAKE PIN LOCK TAB



PART NUMBER
AML1355

BUNK MAIN SPRING



PART NUMBER	PART DESCRIPTION
AML1360	MAIN SPRING, 12" X 2 1/2" X 29" OAL

SPRING-LOAD CHAINS



PART NUMBER	PART DESCRIPTION
AML1361	SPRINGLOAD CHAIN, FOR 8' - 6" BUNK
AML1362	SPRINGLOAD CHAIN, FOR 9/10 BUNK
AML1363	SPRINGLOAD CHAIN, FOR 11' + BUNKS

SPRING-LOAD CABLES



PART NUMBER	PART DESCRIPTION
AML1365	SPRINGLOAD CABLE, 1/2" X 54", W/EYE
AML1366	SPRINGLOAD CABLE, 1/2" X 70", W/EYE
AML1367	SPRINGLOAD CABLE, 1/2" X 80", W/EYE



BUNK HARDWARE

RUB BAR



PART NUMBER	PART DESCRIPTION
AML 1369	BUNK RUB BAR, 3/8"
AML1370	BUNK RUB BAR, 1/2"
AML1371	BUNK RUB BAR, 5/8"

WEAR & MOUNTING PLATE



PART NUMBER	PART DESCRIPTION
AML1370U	NYLON BUNK WEAR PLATE, BOLT-ON, 1/2"
AML1370U-H	NYLON BUNK WEAR PLATE, BOLT-ON, 2"




PART NUMBER	PART DESCRIPTION
AML1378	1/4" MNT, PLATE, FOR NYLON WEAR PLATE
AML1378H	3/8" MNT, PLATE, FOR NYLON WEAR PLATE
AML1378HH	1/2" MNT, PLATE, FOR NYLON WEAR PLATE

RUB BAR SPACER



PART NUMBER	PART DESCRIPTION
AML1374	RUB BAR SPACER, 1" X 3" X 10 1/2"

BUNK SPRING



PART NUMBER	PART DESCRIPTION
AML1360	STD BUNK, 1/2" x 2 1/2" x 29"
AML1380	EXPANDO BUNK, 1/2" X 2 1/2" 19"


BUNK CABLE



PART NUMBER	PART DESCRIPTION
AML1395	1" X 11'-10", FITS 8'-6" BUNKS
AML1396	1" X 12'-6", FITS 8'-6" LOW PROF. BUNKS
AML1397FS	1 1/8" X 12'-10", FITS 10' BUNKS

MUDFLAP & FENDER

SWIVEL KING - BLACK



PART NUMBER	PART DESCRIPTION
AML1400	SWIVEL KING ASSEMBLY, BLACK

SWIVEL KING - CHROME




PART NUMBER	PART DESCRIPTION
AML1400C	SWIVEL KING ASSEMBLY, CHROME



MUDFLAP & FENDER

MUDFLAP SPRING



PART NUMBER	PART DESCRIPTION
AML1401-S	SPRING, LEE-WAY SWIVEL KING
AML1402	SPRING, GROEN SWIVEL KING

MOUNTING BRACKET



PART NUMBER	PART DESCRIPTION
AML1403	MOUNTING BRACKET, GROEN S/KING

MOUNTING BAR




PART NUMBER	PART DESCRIPTION
AML1408	MUDFLAP MOUNTING BAR

UPPER MOUNTING BAR



PART NUMBER	PART DESCRIPTION
AML1408	MUDFLAP MOUNTING BAR

ARCTIC MUDFLAP




PART NUMBER	PART DESCRIPTION
AML1410	WHITE - 24" X 24", C/W BLUE/RED LOGO & ANTI SAIL/SPRAY

ARCTIC MUDFLAP




PART NUMBER	PART DESCRIPTION
AML1410B	BLACK - 24" X 24". C/W WHITE LOGO

ARCTIC MUDFLAP



PART NUMBER	PART DESCRIPTION
AML1412	BLACK - 12" X 24". NO LOGO

ARCTIC MUDFLAP



PART NUMBER	PART DESCRIPTION
AML1415	BLACK - 12" X 30", C/W WHITE LOGO



MUDFLAP & FENDER

SWIVEL KING - BLACK



PART NUMBER
AML1420

ARM




PART NUMBER	PART DESCRIPTION
AML1423	BETTS TYPE MUDFLAP ARM, B23

ARM



PART NUMBER	PART DESCRIPTION
AML1425	BETTS TYPE MUDFLAP ARM, B25

FENDER




PART NUMBER	PART DESCRIPTION
AML1426	RUBBET CURVED QUARTER FENDER

FENDER



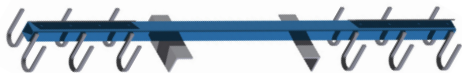
PART NUMBER	PART DESCRIPTION
AML1448	MAGNUM ALUM. QUARTER FENDER

FENDER



PART NUMBER	PART DESCRIPTION
AML1450	STD CURVED POLY HALF FENDER "Polytech"
AML1470	HD ANGLED POLY HALF FENDER "Federco"

CHAIN HANGER



PART NUMBER	PART DESCRIPTION
AML1451	CHAIN HANGER FRONT CROSS TUBE

CHAIN HANGER




PART NUMBER	PART DESCRIPTION
AML1452	POLY FENDER FRONT CROSS TUBE

CHAIN HANGER



PART NUMBER	PART DESCRIPTION
AML1453	POLY FENDER FRONT SIDE TUBE

BRACKET



PART NUMBER	PART DESCRIPTION
AML1455	BRACKET, POLY 1/2 FENDER MNT



MUDFLAP & FENDER

FENDER



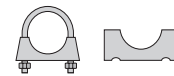
PART NUMBER	PART DESCRIPTION
AML1460	CURVED STEEL HALF FENDER KIT

FENDER BRACKET



PART NUMBER	PART DESCRIPTION
AML1461	half fender mounting bracket

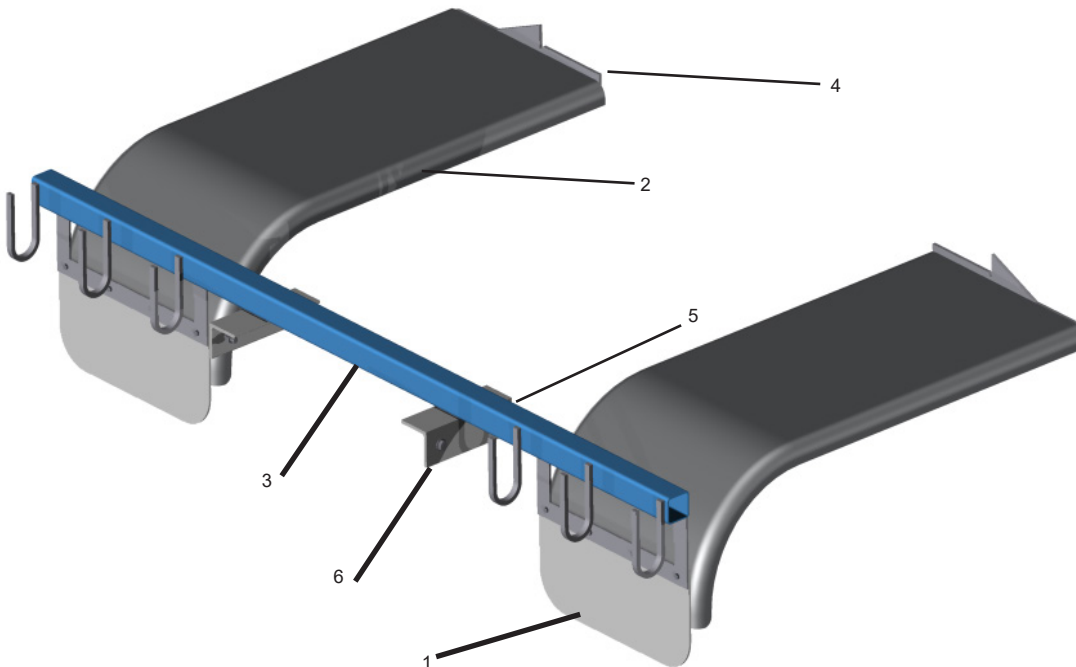
FENDER PIPE



PART NUMBER	PART DESCRIPTION
AML1462	CROSS PIPE KIT, HALF FENDERS
AML1463	PIPE, FENDER MOUNTING



POLY 1/2 FENDER CHAIN HANGER KIT



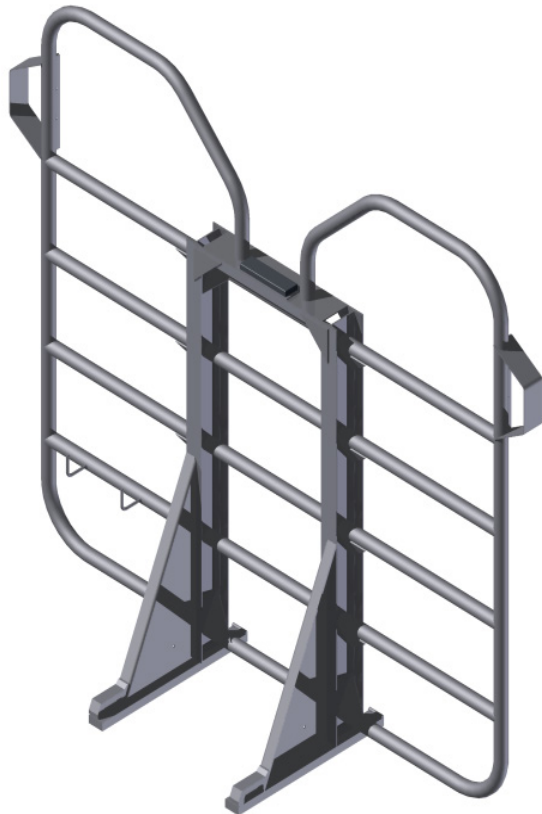
ITEM	PART NUMBER	DESCRIPTION
1	AML1412	BLACK - 12" X 24", NO LOGO
2	AML1450	POLYTECH CURVED POLY 1/2 FENDER
2	AML1470	FENDERCO HD POLY 1/2 FENDER
3	AML1452	POLY FENDER FRONT CROSS TUBE
	AML1354	END CAP PLUG: 3" SQ (not shown in picture)
4	AML1455	END MOUNT BRACKET TO FRAME ANGLE
4	AML1459	END MOUNT BRACKET TO BOLSTER
5	AML2401	GUSSET - not shown (Cross Tube to Frame Angle)
6	AML2403	FRAME ANGLE, 12" - 4X4X3/8 L



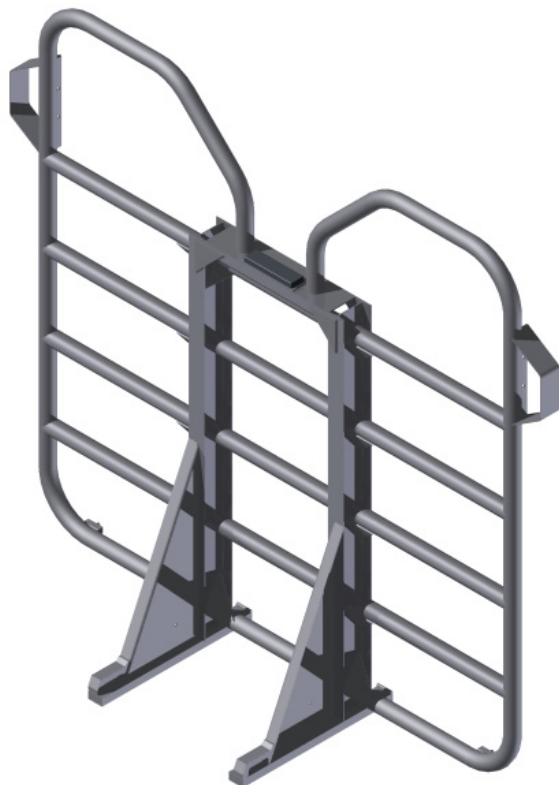
ARCTIC LOGGING TRUCK EQUIPMENT




CABGUARDS




ITEM NUMBER	ITEM DESCRIPTION
AML2021	CABGUARD 2 3/8" OD, C/W MAIN GUSSETS & BASE RAILS - SCREDED
AML2021-T	CABGUARD 2 3/8" OD - TABS FOR ALUMINUM



ITEM NUMBER	ITEM DESCRIPTION
AML2026EH	CABGUARD, 2 7/8" OD, C/W BASE MNT RAILS & MAIN GUSSETS - SCREENED
AML2026EH-T	CABGUARD, 2 7/8" OD - TABS FOR AMUMINUM



ITEM NUMBER	ITEM DESCRIPTION
AML2026LB	LOW-BED CABGUARD, C/W BASE MNT RAILS & MAIN GUSSETS - SCREENED
AML2026LB-T	LOW-BED CABGUARD, C/W BASE MNT RAILS & MAIN GUSSETS - TABS for ALUMINUM



ITEM NUMBER	ITEM DESCRIPTION
AML2029EH	CABGUARD, 3 1/2 " OD, C/W BASE MNT RAILS & MAIN GUSSETS - SCREENED
AML2029EH-T	CABGUARD, 3 1/2 " OD - TABS FOR ALUMINUM



Maximum Coverage Logging Approved Cab-Guard
 102" wide x 88 1/2" Tall



ITEM NUMBER	ITEM DESCRIPTION
AML2027EH-T	MAX Suare Tube Cab-Guard: No Lights, Alum Checker Plate or Mnt Kit, in Primer.
AML2027EH-T C/G	MAX Suare Tube Cab-Guard: c/w LED Lights, Alum Checker Plate , U-Bolt Mnt Kit, Painted



ARCTIC MANUFACTURING LTD.
www.arcticmfg.com

Ph:(250)962-9631 Fax (250)962-7500



Cab-guards available with "Short-Log" Main Mounting Gussets

Cab-guards also available in "Extended" Height" Versions for Trucks with Integral Sleepers.

"Extended Height" Versions are +6" Taller


All Stock Height Cab-guards are 102" wide (Pipe Frame) and 102" Tall (Overall Height Base Rails - Top of Wings)

Screen and Tabs Not Shown in Pictures

Weld-On Chain Trays/Tank Protector Available for all Cab-Guards.

TRUCK HARDWARE

TOOL BOX



ITEM NUMBER	ITEM DESCRIPTION
AML2030	TOOL BOX, STD 28" WIDTH
AML2030-N	TOOL BOX, STD 24/3/4" WIDTH

TOOL TRAY




ITEM NUMBER	ITEM DESCRIPTION
AML2035	TOOL TRAY, 3' LONG, CHAIN HOOKS
AML2035-L	TOOL TRAY, 5' LONG, CHAIN HOOKS



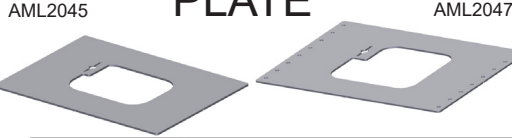
TRUCK HARDWARE

C/GUARD BAR WINDOW



ITEM NUMBER	ITEM DESCRIPTION
AML2038	C/GUARD BAR WINDOW:S-LOG

SCALE MOUNTING PLATE



ITEM	DESCRIPTION
AML2045	SCALE PLATE
AML2047	POOR MAN'S SLIDER
AMR2047	5 x 5 x 1/2 Pre-Punched Angle x 60"
AMR2047L	4 x 4 x 3/8 Pre-Punched Angle x 60"

SCALE-AMP MOUNTING PLATE



ITEM NUMBER	ITEM DESCRIPTION
AML2050	SCALE-AMP MOUNTING PLATE

SAFETY CHAIN

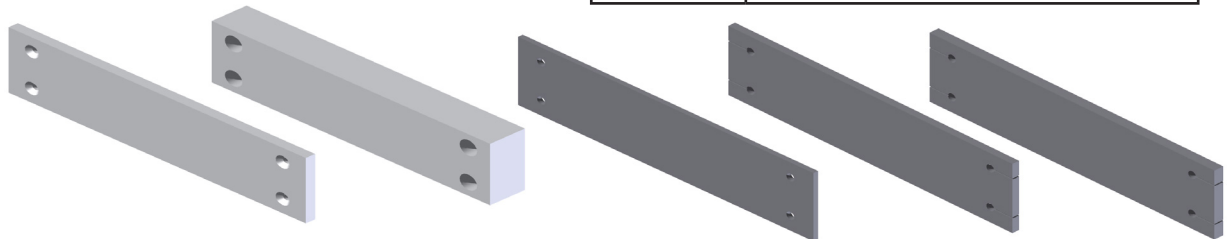


ITEM NUMBER	ITEM DESCRIPTION
AML2060	SAFETY CHAIN, 3/8 X 12", C/W TOGGLE
AML2062	SAFETY CHAIN, 1/2 X 20", C/W TOGGLE


BOLSTER NYLON WEAR PLATE



ITEM NUMBER	ITEM DESCRIPTION
AML21700U	TRUCK NYLON WEAR PLATE: 1/2" X 5" X 33 1/2"
AML1370U	1/2" UHMW BOLSTER BOLT-ON WEAR PLATE
AML1370U-H	2" UHMW HD BOLSTER BOLT-ON WEAR PLATE
AML1378	1/4" MOUNT PLATE
AML1378H	3/8" MOUNT PLATE
AML1378HH	1/2" MOUNT PLATE



BUTTERFLY BOLSTERS



ITEM NUMBER	ITEM DESCRIPTION
AML2115	60" FORMED WING BUTTERFLY BOLSTER, SET FOR 54" x 77" W/BASE, NO HUB, NO MNTNG CASTING
AML2115-LW	76" LIGHTWEIGHT BUTTERFLY BOLSTER, SET FOR 54" x 77"-89" W/BASE, NO HUB, NO MNTNG CASTING
AML2125	76" LIGHTWEIGHT BUTTERFLY BOLSTER, SET FOR 54" x 77"-89" W/BASE, 14" HUB, NO MNTNG CASTING
AML2135	76" LIGHTWEIGHT-HD BUTTERFLY BOLSTER, SET FOR 54" x 77"-89" W/BASE, NO HUB, NO MNTNG CASTING
AML2145	76" LIGHTWEIGHT-HD BUTTERFLY BOLSTER, SET FOR 54" x 77"-89" W/BASE, 14" HUB, NO MNTNG CASTING
AML2155	76" LIGHTWEIGHT-HD BUTTERFLY BOLSTER, SET FOR 54" x 77"-89" W/BASE, 17" HUB, NO MNTNG CASTING

ALL BOLSTERS REQUIRE: 2 - AML1170 BOLSTER MOUNTING CASTINGS




TRUCK HARDWARE

U BOLT



PART NUMBER	PART DESCRIPTION
AML2002-4	U BOLT, 7/8 X 4 1/8 X 14" ST
AML2002-5	U BOLT, 7/8 X 4 1/8 X 16" ST
AML2002-6	U BOLT, 7/8 X 4 1/8 X 18" ST
AML2002-7	U BOLT, 7/8 X 4 1/8 X 20" ST

TIE PLATE



ITEM NUMBER	ITEM DESCRIPTION
AML2003	TIE PLATE, 4" ID U BOLT

FRAME ANGLE



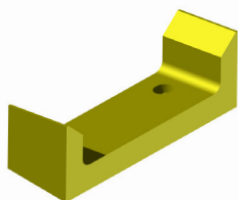
ITEM NUMBER	ITEM DESCRIPTION
AML2004	FRAME ANGLE, 4X4X3/8"
AML2004L	FRAME ANGLE, 5X5X3/8"
AML200HL	FRAME ANGLE, 5X5X1/2"

CABGUARD MAIN MOUNTING GUSSET




ITEM NUMBER	DESCRIPTION
AML2005	MAIN GUSSET L/LOG
AMR2005-SL	MAIN GUSSET S/LOG

REACH PAD



ITEM NUMBER	ITEM DESCRIPTION
AML2006	REACH PAD BOLT-ON URETHANE

REACH PAD



ITEM NUMBER	ITEM DESCRIPTION
AML2007	CABGUARD REACH PAD, WELD-ON

LIGHT BRACKET




ITEM NUMBER	ITEM DESCRIPTION
AML2008	CABGUARD LIGHT BRACKET, WELD ON

CHAIN HANGERS



ITEM NUMBER	ITEM DESCRIPTION
AML2014	CHAIN HANGERS ALUMINUM

CHAIN HANGERS



ITEM NUMBER	ITEM DESCRIPTION
AML2016	TIRE CHAIN HANGERS, ALUMINUM

TOP WING SET



ITEM NUMBER	ITEM DESCRIPTION
AML2022	TOP WING SET, ALUM CABGUARD C/W WINGS, LIGHT BRKT & R-PAD




TRUCK HARDWARE

FRONT SAUCER GUSSET




ITEM NUMBER	ITEM DESCRIPTION
AMR1261	GUSSET, FRONT BUNK - 14" SAUCER
AMR1261-01	GUSSET, FRONT BUNK - 17" SAUCER


REAR SAUCER GUSSET



ITEM NUMBER	ITEM DESCRIPTION
AMR1262	GUSSET, BUNK REAR - 14" SAUCER
AMR1263	GUSSET, BUNK REAR - 17" SAUCER



ITEM NUMBER	ITEM DESCRIPTION
AMR2100-02	FORMED BOLSTER WING: 48" long



ITEM NUMBER	ITEM DESCRIPTION
AMR2214-L	TIRE RIDE/GUIDE, LH
AMR2214-R	TIRE RIDE/GUIDE, RH



ITEM NUMBER	ITEM DESCRIPTION
AMR2220	FRONT RIDE PIPE, FLATTENED END
AMR2220-01	FRONT RIDE PIPE, OPEN END




ITEM NUMBER	ITEM DESCRIPTION
AMR2220-02	FRONT RIDE END GUSSET: 54" W/B
AMR2220-03	FRONT RIDE END GUSSET: 60" W/B




TRUCK HARDWARE

CAM



ITEM NUMBER	ITEM DESCRIPTION
AMR1000-06	CAM, MAIN STAKE CABLE CAM

BUSHING



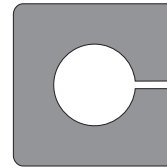
ITEM NUMBER	ITEM DESCRIPTION
AMR1000-07	BUSHING, STAKE PIN, 1 1/2" I.D.
AMR1000-07OB	BUSHING, STAKE PIN, 1 3/4" I.D.

EYE




ITEM NUMBER	ITEM DESCRIPTION
AMR1010-01	EYE, STAKE & BUNK CABLE GUIDE

RETAINER PLATE




ITEM NUMBER	ITEM DESCRIPTION
AMR1124	BOLSTER NUT RETAINING PLATE

TRAILER BOLSTER GUSSET




ITEM NUMBER	ITEM DESCRIPTION
AMR1160	BOLSTER WING GUSSET

TRUCK BOLSTER GUSSET



ITEM NUMBER	ITEM DESCRIPTION
AMR1161	TRUCK BOLSTER EAR GUSSET


STOP PLATE



ITEM NUMBER	ITEM DESCRIPTION
AMR1206-05	BUNK STAKE STOP PLATE




BUNK, STAKE ASSEMBLIES



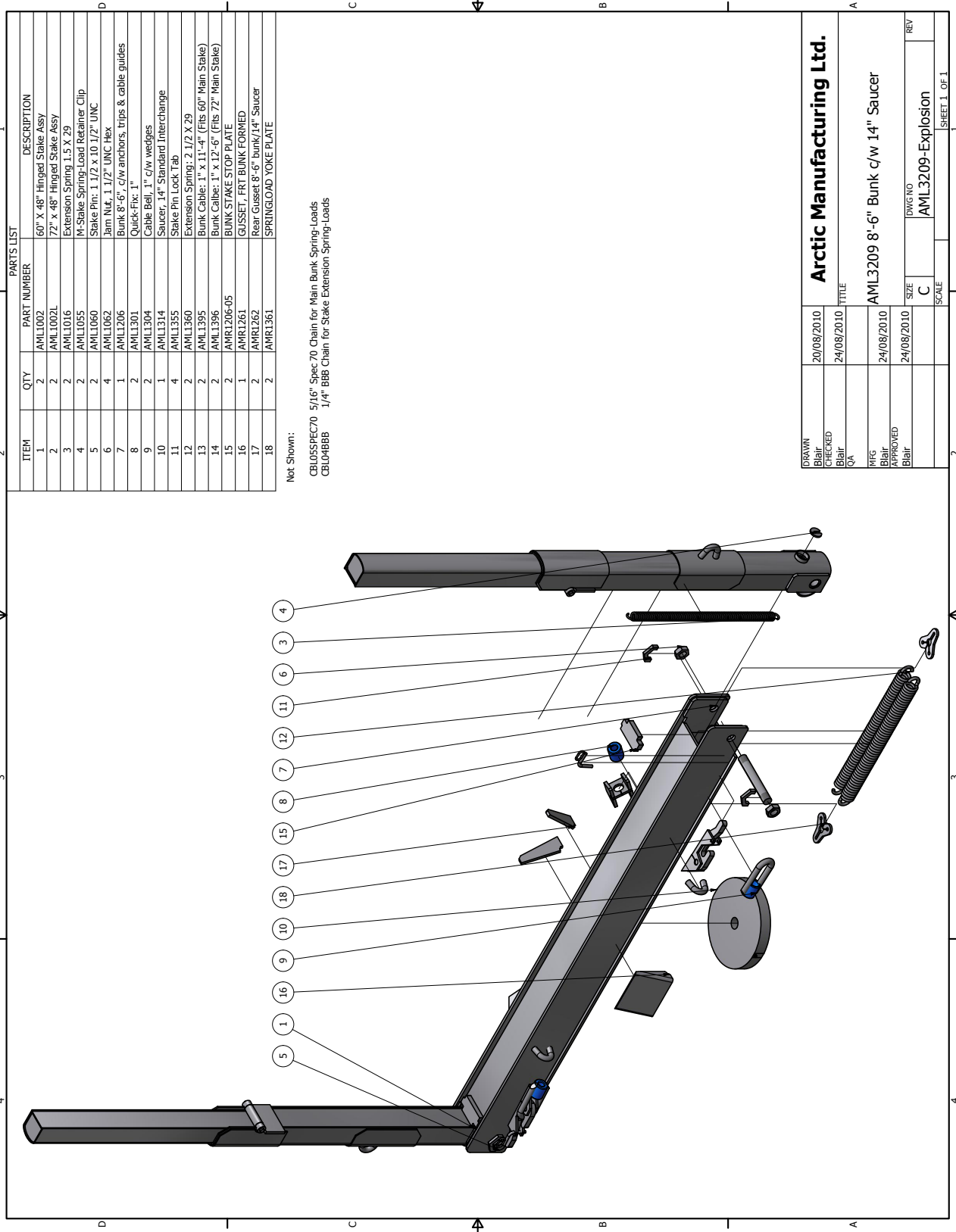
		8'-6" BUNK	8'-6" L.P. BUNK	8'-6" S.L. BUNK	9' BUNK	10' BUNK	10' L.P. BUNK	10'-6" BUNK	10'-6" L.P. BUNK	11' BUNK	12' BUNK	13' BUNK
STAKE	NONE	•	•		•	•	•	•	•	•	•	•
	60" FOR.	•	•	•	•	•	•	•	•	•	•	•
	72" FOR.	•	•	•	•	•	•	•	•	•	•	•
	84" H.D.	•	•		•	•	•	•	•	•	•	•
	90" H.D.	•	•		•	•	•	•	•	•	•	•
	96" SOL.	•	•		•	•	•	•	•	•	•	•
EXTENSION	48" FOR.	•	•	•	•	•	•	•	•	•	•	•
	60" FOR.	•	•	•	•	•	•	•	•	•	•	•
	48" H.D.	•	•		•	•	•	•	•	•	•	•
CABLE	1"	•	•	•								
	1 1/8"	•	•		•	•	•	•	•	•	•	•
TRIPS	STANDARD	•	•	•								
	HEAVY DUTY				•	•	•	•	•	•	•	•
SAUCER	14"	•	•		•	•	•	•	•	•	•	•
	17"	•	•		•	•	•	•	•	•	•	•
	17" L.P.											

L.P. = Low Profile
 S.L. = Short Logger
 FOR. = Formed
 H.D. = Heavy Duty
 SOL. = Solid



		8'-6" BUNK	8'-6" L.P. BUNK	8'-6" S.L. BUNK	9' BUNK	10' BUNK	10' L.P. BUNK	10'-6" BUNK	10'-6" L.P. BUNK	11' BUNK	12' BUNK	13' BUNK
STAKE	NONE	•	•		•	•	•	•	•	•	•	•
	60" FOR.	•	•	•	•	•	•	•	•	•	•	•
	72" FOR.	•	•	•	•	•	•	•	•	•	•	•
	84" H.D.	•	•		•	•	•	•	•	•	•	•
	90" H.D.	•	•		•	•	•	•	•	•	•	•
	96" SOL.	•	•		•	•	•	•	•	•	•	•
EXTENTION	48" FOR.	•	•	•	•	•	•	•	•	•	•	•
	60" FOR.	•	•	•	•	•	•	•	•	•	•	•
	48" H.D.	•	•		•	•	•	•	•	•	•	•
CABLE	1"	•	•	•								
	1 1/8"	•	•		•	•	•	•	•	•	•	•
TRIPS	STANDARD	•	•	•								
	HEAVY DUTY				•	•	•	•	•	•	•	•
SAUCER	14"	•	•		•	•	•	•	•	•	•	•
	17"	•	•		•	•	•	•	•	•	•	•
	17" L.P.											
BOL-STER	4'	•	•		•	•	•	•	•	•	•	•
	5'	•	•		•	•	•	•	•	•	•	•

L.P. = Low Profile
 S.L. = Short Logger
 FOR. = Formed
 H.D. = Heavy Duty
 SOL. = Solid



ITEM	QTY	PART NUMBER	DESCRIPTION
1	2	AML1002	60" X 48" Hinged Stake Assy
2	2	AML1002L	72" X 48" Hinged Stake Assy
3	2	AML1016	Extension Spring 1.5 X Z9
4	2	AML1055	M-Stake Spring-Load Retainer Clip
5	2	AML1060	Stake Pin: 1 1/2 x 10 1/2" UNC
6	4	AML1062	Jam Nut, 1 1/2" UNC Hex
7	1	AML1206	Bunk 8'-6", c/w anchors, trips & cable guides
8	2	AML1301	Quick-Fix: 1"
9	2	AML1304	Cable Bell, 1" c/w wedges
10	1	AML1314	Saucer, 14" Standard Interchange
11	4	AML1355	Stake Pin Lock Tab
12	2	AML1360	Extension Springs: 2 1/2 X Z9
13	2	AML1395	Bunk Cable: 1" X 11'-4" (Fits 60" Main Stake)
14	2	AML1396	Bunk Cable: 1" X 12'-6" (Fits 72" Main Stake)
15	2	AMR1206-05	BUNK STAKE STOP PLATE
16	1	AMR1261	GUSSET, FRT BUNK FORMED
17	2	AMR1262	Rear Gusset 8'-6" bunk/14" Saucer
18	2	AMR1361	SPRINGLOAD YOKE PLATE

Not Shown:

CBU05SPEC70 5/16" Spec 70 Chain for Main Bunk Spring-Loads
 CBU04888 1/4" BBB Chain for Stake Extension Spring-Loads

DESIGN	20/08/2010	TITLE	Arctic Manufacturing Ltd.
CHECKED	24/08/2010		
QA			
MTG	24/08/2010	SIZE	AML3209 8'-6" Bunk c/w 14" Saucer
APPROVED	24/08/2010	DWG NO	AML3209-Explosion
REV		SCALE	
			SHEET 1 OF 1

ARCTIC MANUFACTURING LTD.

Ph:(250)962-9631 Fax (250)962-7500

www.arcticmfg.com





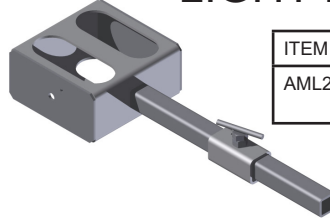
LIGHT BRKT & LOAD PIPE

LIGHT BRACKET



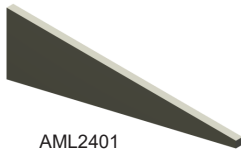
ITEM NUMBER	ITEM DESCRIPTION
AML2400	WIDE LOAD LIGHT BRACKET

LIGHT BRACKET



ITEM NUMBER	ITEM DESCRIPTION
AML2400B	WIDE LOAD LIGHT KIT "ALBERTA"


LOAD PIPE HARDWARE



AML2401



AML2402



AML2403



AML2405



AML2406



AML2406-1



AML2410




ITEM NUMBER	ITEM DESCRIPTION
AML2407	LOAD PIPE: 4" x 70"
AML2409	LOAD PIPE: 4" x 90"

ITEM NUMBER	ITEM DESCRIPTION
AML2401	LOAD PIPE REINFORCEMENT GUSSET, TAPERED - 12"L X 4" ONE SIDE
AML2402	LOAD PIPE MOUNTING/REINFORCEMENT PLATE, 1/2 X 3 X 4" MSFB
AML2403	FRAME ANGLE, 12" - 4 X 4 X 3/8"
AML2405	LOAD PIPE TIRE GUIDE
AML2406	LOAD PIPE PEDESTAL, 6" HEIGH
AML2406-1	LOAD PIPE PEDESTAL, 8" HEIGH
AML2410	DOUBLE LOAD-PIPE GUIDE BAR - CONNECTS DOUBLE LOAD PIPES

LOAD PIPE HARDWARE


LOCK LUG

ITEM NUMBER	ITEM DESCRIPTION
AML2415	QUICK CHANGE LOCK LUG



LOCK PIN


ITEM NUMBER	ITEM DESCRIPTION
AML2418	QUICK CHANGE LOCK PIN





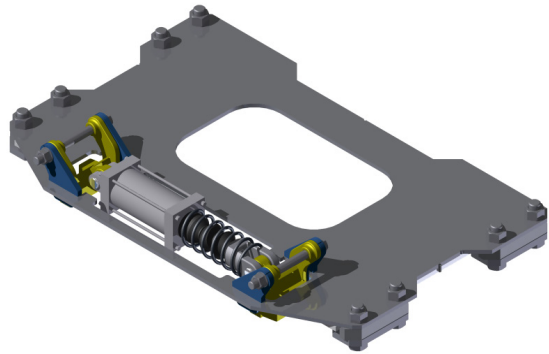
OPEN SLIDERS & CENTER PIN

TOP PLATE




ITEM NUMBER	ITEM DESCRIPTION
AML2420	O/RAIL TOP PLATE - LOGGER, 5/8" Plate

TOP PLATE



ITEM NUMBER	ITEM DESCRIPTION
AML2420H	O/RAIL TOP PLATE - HI-WAY

SLIDE PLATE




ITEM NUMBER	ITEM DESCRIPTION
AML2420P	O/RAIL TOP PLATE - OIL-PATCH

SLIDE RAIL




ITEM NUMBER	ITEM DESCRIPTION
AMR2500-24	24" OPEN SLIDE RAIL
AMR2500-36	36" OPEN SLIDE RAIL
AMR2500-48	48" OPEN SLIDE RAIL
AMR2500-54	54" OPEN SLIDE RAIL
AMR2500-60	60" OPEN SLIDE RAIL
AMR2500-72	72" OPEN SLIDE RAIL
AMR2500-84	84" OPEN SLIDE RAIL
AMR2500-96	96" OPEN SLIDE RAIL
AMR2500-120	120" OPEN SLIDE RAIL

CENTER PIN SLIDE PLATE



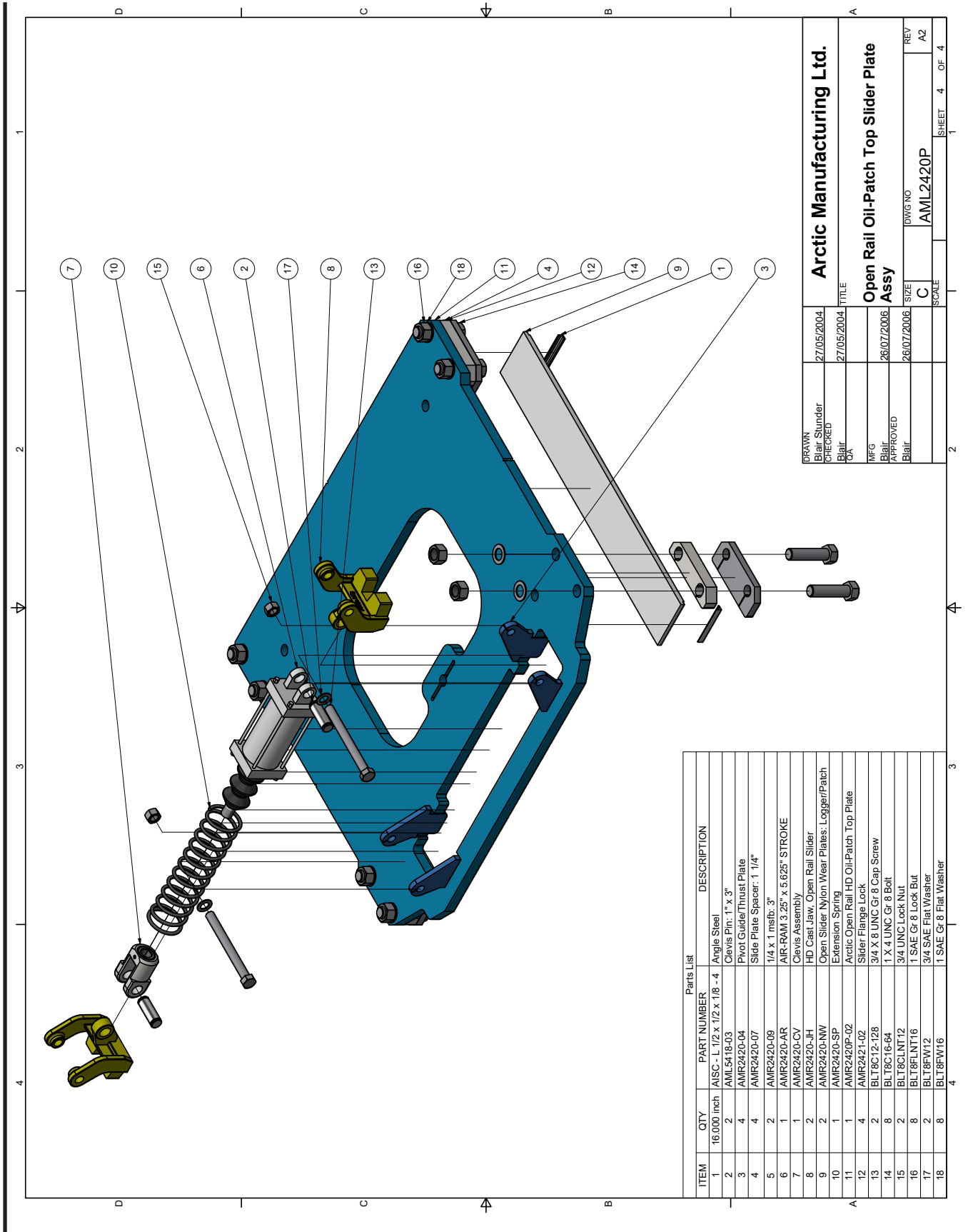
ITEM NUMBER	ITEM DESCRIPTION
AML2421	TOP HD SLIDE PLATE, C/W AIR POT & LOCK PIN, NYLON SLIDES
AML2421P	TOP EX-HD SLIDE PLATE, C/W AIR POT & LOCK PIN, NYLON SLIDES



ITEM NUMBER	ITEM DESCRIPTION
AML2421Q	TOP HD SLIDE PLATE, QUICK CHANGE C/W AIR POT/LOCK & NYLON SLIDERS



Parts List: All Open-Rail Sliders

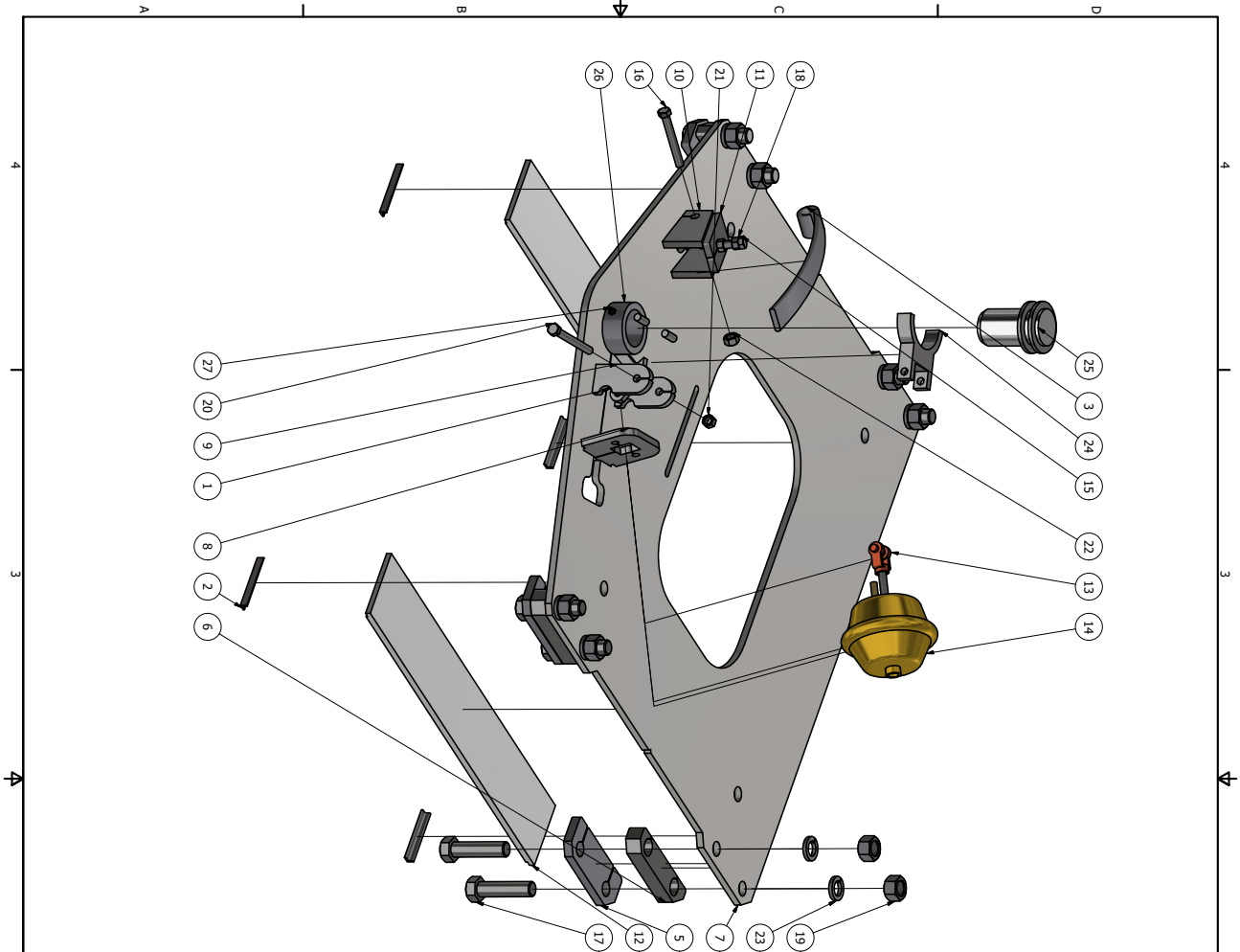


DRAWN	Blair Stunder	27/05/2004	Arctic Manufacturing Ltd.
CHECKED	Blair	27/05/2004	TITLE
DATE	26/07/2006	26/07/2006	Open Rail Oil-Patch Top Slider Plate
REV	Blair	26/07/2006	Assy
SIZE	C	SCALE	1
DWG NO	AML2420P	SHEET	4 OF 4

ITEM	QTY	PART NUMBER	DESCRIPTION
1	16,000	AISC - L 1/2 x 1/2 x 1/8 - 4	Angle Steel
2	2	AML5418-03	Clevis Pin: 1" x 3"
3	4	AMR2420-04	Pivot Guide/Thrust Plate
4	4	AMR2420-07	Slide Plate Spacer: 1 1/4"
5	2	AMR2420-09	1/4 x 1 msfb: 3"
6	1	AMR2420-AR	AR-RAM 3.25" x 5.625" STROKE
7	1	AMR2420-CV	Clevis Assembly
8	2	AMR2420-JH	HD Cast Jaw, Open Rail Slider
9	2	AMR2420-NW	Open Slider Nylon Wear Plates: Logger/Patch
10	1	AMR2420-SP	Extension Spring
11	1	AMR2420F-02	Arctic Open Rail HD Oil-Patch Top Plate
12	4	AMR2421-02	Slider Flange Lock
13	2	BLT8C12-128	3/4 X 8 UNC Gr 8 Cap Screw
14	8	BLT8C16-64	1 X 4 UNC Gr 8 Bolt
15	2	BLT8CLNT12	3/4 UNC Lock Nut
16	8	BLT8FLNT16	1 SAE Gr 8 Lock Buf
17	2	BLT8FW12	3/4 SAE Flat Washer
18	8	BLT8FW16	1 SAE Gr 8 Flat Washer



Parts List: Center=Pin Sliders

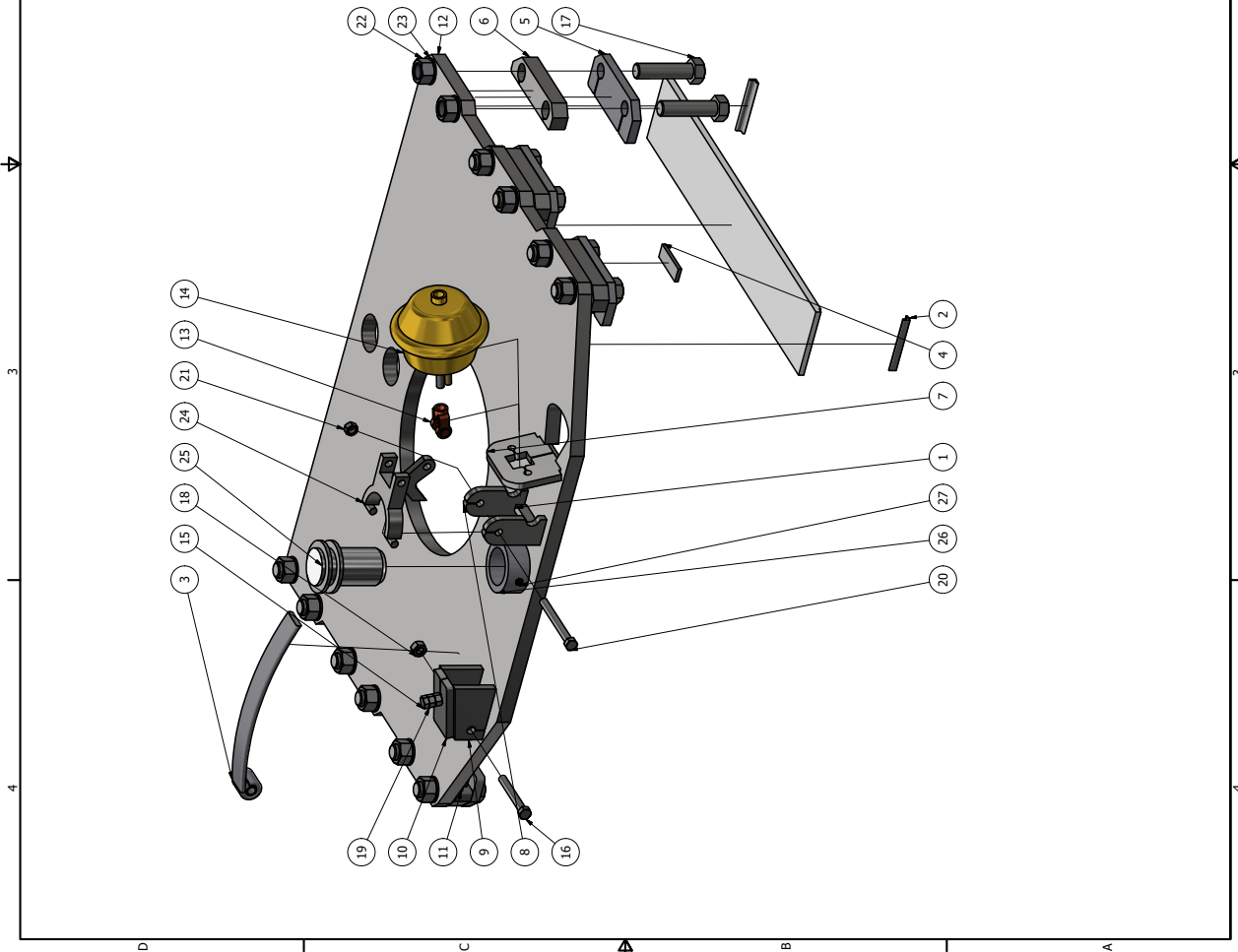


ITEM	QTY	PART NUMBER	DESCRIPTION
1	2.750 in	AISC - 3/4x1/2 - 2.75	Flat Bar Steel
2	16,000 inch	AISC - L 1/2 x 1/2 x 1/8 - 4	Angle Steel
3	1	AMR2528	Leaf Spring: 1 3/4" x 3/8"
4	2	AMR2420-09	1/4 x 1 mnb: 3"
5	4	AMR2420-09	Slider Flange Lock
6	4	AMR2420-5B	Slide Plate Spacer: 1 1/4"
7	1	AMR2421-02	Main Top Plate
8	1	AMR2421-04	Air-Pot Mounting Bracket
9	2	AMR2421-05	Yoke Mount Bars
10	2	AMR2421-06	Spring Mount Pivot Side Plate
11	1	AMR2421-07	Spring Pivot Top Plate
12	2	AMR2421-NW	Center-Pin Slider In/Out Wear Plates
13	1	BERI19105	CLEVIS KIT - 1/2" PIN X 5/8" UNF
14	1	BERI19160	Type 16 Air-Pot: 2.25" stroke
15	1	BLT8C08-32	1/2 X 2 UNCF Hex Bolt
16	1	BLT8C09-64	1 X 4 UNCF Gr 8 Bolt
17	8	BLT8C16-64	1/2 UNCF-8 Hex Nut
18	2	BLT8CNT16	1 UNCF-8 Hex Nut
19	8	BLT8E08-80	1/2 X 5 UNF Gr 8 Bolt
20	1	BLT8FLN709	1/2 UNF Gr 8 Locknut
21	1	BLT8FLN709	9/16
22	8	BLT8LW16	1 SAE Lock Washer
23	1	FOML52031	Yoke Assy, Slider Lock Lift
24	1	FOML52033	Lock Pin, Arctic HD Slider
25	1	FOML52034	Housing, Arctic Slider Lock Pin
26	1	FOML52034	ZERK FITTINGS: 1/8" NPT
27	1	MISZERK-02	

DRAWN		2018-01-17	TITLE	
CHECKED		2018-01-16	Arctic Manufacturing Ltd.	
DATE		2018-01-16	AML2421 Center Pin Top Slider Assembly	
MFG			SIZE	
APPROVED		2018-01-16	C	
DATE		2018-01-16	SCALE	
REV			AML2421-EXPLOSION	
			SHEET 1 OF 1	



ITEM	QTY	PART NUMBER	DESCRIPTION
1	2,750 in	AISC - 3/4x1/2 - 2.75	Flat Bar Steel
2	16,000 inch	AISC - L 1/2 x 1/2 x 1/8 - 4	Angle Steel
3	1	AMC2528	Leaf Spring: 1 3/4" x 3/8"
4	2	AMR2420-09	1/4 x 1 in sb: 3"
5	6	AMR2420-FL	Slider Flange Lock
6	6	AMR2421-04	Slide Plate Spacer: 1 1/4"
7	1	AMR2421-04	Air-Pot Mounting Bracket
8	2	AMR2421-05	Yoke Mount Bars
9	2	AMR2421-06	Spring Mount Pivot Side Plate
10	1	AMR2421-07	Spring Pivot Top Plate
11	2	AMR2421-NW	Center-Pin Slider Nylon Wear Plates
12	1	AMR2421P-02	Main Top Plate: O/P Pin Slike
13	1	BER19105	CLEVIS KIT: 1/2" PTN X 5/8" UNF
14	1	BER19160	Type 16 Air-Pot: 2.25" stroke
15	1	BLTRC08-32	1/2 X 2 UNC8 Hex Bolt
16	1	BLTRC09-64	1 X 4 UNC Gr 8 Bolt
17	12	BLTRC16-64	9/16" UNC Locknut
18	1	BLTRCNT09	1/2 UNC-8 Hex Nut
19	2	BLTRCNT08	1/2 X 5 UNF Gr 8 Bolt
20	1	BLTRF08-80	1/2 UNF Gr 8 Locknut
21	1	BLTRFLNT08	1 SAE Gr 8 Lock Bolt
22	12	BLTRFLNT16	1 SAE Gr 8 Flat Washer
23	12	BLTRFW16	Yoke Assy: Slider Lock Lift
24	1	FOMLS2031	Lock Pin, Arctic HD Slider
25	1	FOMLS2033	Housing, Arctic Slider Lock Pin
26	1	FOMLS2034	ZERK FITTING: 1/8" NPT
27	1	MISZERK-02	



Arctic Manufacturing Ltd.	
DRAWN	2018-01-17
CHECKED	2018-01-16
QA	
TITLE	
AML2421P Oil-Patch Slider	
MTG	2018-01-16
APPROVED	2018-01-16
REV	
SIZE	C
DWG NO	AML2421P-Explosion
SCALE	
SHEET 1 OF 1	



TRUCK HARDWARE

AIR LOCK BUNK PIN




ITEM NUMBER	ITEM DESCRIPTION
AML2422	AIR LOCK BUNK PIN, 14" C/S SET
AML2422-1	AIR LOCK BUNK PIN, 17" C/S SET

SPARE TIRE RACK




ITEM NUMBER	ITEM DESCRIPTION
AML2440	SPARE TIME RACK, SIDE MOUNT

BUNK AIR LOCK




ITEM NUMBER	ITEM DESCRIPTION
AML2424	BUNK AIR LOCK, W/O AIR POT

QUICK CHANGE SCALE PLATE



ITEM NUMBER	ITEM DESCRIPTION
AML2425	QUICK CHANGE SCALE PLATE C/W 2 SET MOUNTAIN PLATES

QUICK CHANGE MOUNT PLATE



ITEM NUMBER	ITEM DESCRIPTION
AML2425QHD	QUICK CHANGE MOUNT PLATE




TRUCK HARDWARE

WISHBONE




ITEM NUMBER	ITEM DESCRIPTION
AML2450	WISHBONE, TRUCK TAIL-FRAME: UN-DRILLED

APRON HITCH ASSY




ITEM NUMBER	ITEM DESCRIPTION
AML2452	QUAD APRON/HITCG ASSY

APRON - Wet Kit



ITEM NUMBER	ITEM DESCRIPTION
AML2457	APRON/HITCH PLATE: AIR-RIDE

LIGHT BOX



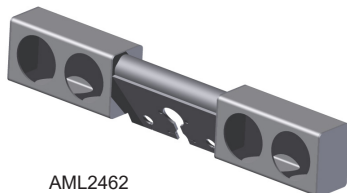
ITEM NUMBER	ITEM DESCRIPTION
AML2460	LIGHT BOX, DOUBLE ROUND HOLE



ITEM NUMBER	ITEM DESCRIPTION
AML2460R	LIGHT BOX, DOUBLE RECT. HOLE




ITEM NUMBER	ITEM DESCRIPTION
AML2461	LIGHT BOX, 4" SINGLE ROUND LIGHT



AML2462

ITEM NUMBER	ITEM DESCRIPTION
AML2462	TRUCK TAIL FRAME LIGHT BOX/ELEC
AML2462R	TRUCK TAIL FRAME LIGHT BOX/ELEC



AML2462R



TRUCK HARDWARE

LIGHT PLATE



ITEM NUMBER	ITEM DESCRIPTION
AML2463	LIGHT PLATE, DOUBLE ROUND HOLE
AML2463R	LIGHT PLATE, DOUBLE RECT. HOLE

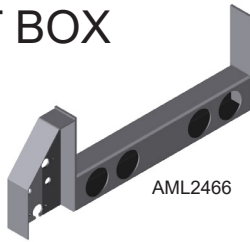
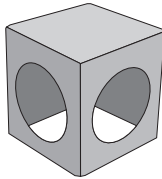
LIGHT PLATE



ITEM NUMBER	ITEM DESCRIPTION
AML2463	LIGHT PLATE, SINGLE OVAL HOLE

LIGHT BOX

AML2465



AML2466

ITEM NUMBER	ITEM DESCRIPTION
AML2465	LIGHT BOX, 2.5" DBL ROUND HOLE
AML2466	TRUCK TAIL-LIGHT BOX/ ELEC ASSY

MOUNTING PLATE



ITEM NUMBER	ITEM DESCRIPTION
AML2467	M. PLATE, HOSLER/FLIPPER VALVE
AML2469	MOUNTING PLATE, 4P RECEPTACLE
AML2471	MOUNT PLATE, 7 POLE RECEPTACLE

MOUNTING PLATE




ITEM NUMBER	ITEM DESCRIPTION
AML2468	MOUNT PLATE, AIRE/ELEC, FITS B/ HEADFTGS & 7P RECEPTACLES

MOUNTING PLATE



ITEM NUMBER	ITEM DESCRIPTION
AML2468L	LP MOUNT PLATE, AIRE/ELEC, FITS B/ HEADFTGS & 7P RECEPTACLES

STINGER



ITEM NUMBER	ITEM DESCRIPTION
AML2470	TRUCK TAIL-FRAME STINGER, W/O PINTLE HITCH

LIGHT BRACKET



ITEM NUMBER	ITEM DESCRIPTION
AML2475	LONG LOAD LIGHT BRACKET
AML2476	L/L LIGHT KIT, C/W BRKT, GRT & WIRE



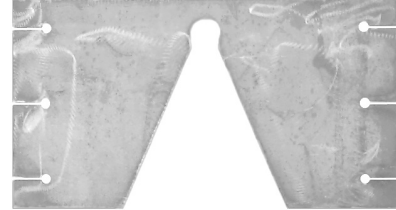
TRUCK HARDWARE

SCISSOR JACK-KNIFE




ITEM NUMBER	ITEM DESCRIPTION
AML2479	SLIDER/SCISSOR JACK-KNIFE

JEEP LOCK PLATE




ITEM NUMBER	ITEM DESCRIPTION
AML2480	TRUCK TAIL FRAME JEEP LOCK PLATE

CAP PLATE




ITEM NUMBER	ITEM DESCRIPTION
AML2483	FORMED CAP PLATE, TRUCK T/FRAME

TIRE RAMP



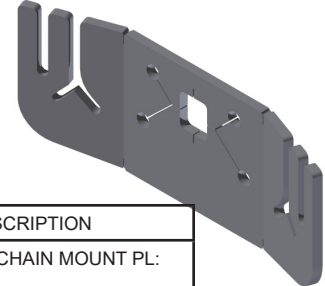
ITEM NUMBER	ITEM DESCRIPTION
AML2485	FORMED TIRE RAMP MATERIAL

TAIL FRAME




ITEM NUMBER	ITEM DESCRIPTION
AML2489	TAIL-FRAME FOR S-JACK-KNIFE

SAFETY CHAIN MOUNTING PLATE




ITEM NUMBER	ITEM DESCRIPTION
AML2490	HITCH/S-CHAIN MOUNT PL: 4 HOLE

SAFETY CHAIN MOUNTING PLATE



ITEM NUMBER	ITEM DESCRIPTION
AML2492	HITCH/S-CHAIN MOUNT PL: 6 HOLE

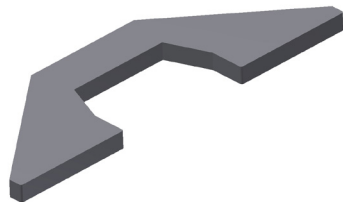
SAFETY CHAIN KIT




ITEM NUMBER	ITEM DESCRIPTION
AML2062	SAFETY CHAIN, 1/2" x 20': Toggle @ 1-end
AML2495	SAFETY CHAIN, 1/2" x 60': Toggle @ 1-end



SAFETY CHAIN HARDWARE



ITEM NUMBER	ITEM DESCRIPTION
AMR2495-01	SAFETY CHAIN REACH TOGGLE EYE



ITEM NUMBER	ITEM DESCRIPTION
AMR2495-02	CHAIN TOGGLE: WELD-ON



ITEM NUMBER	ITEM DESCRIPTION
AMR2495-03	CHAIN TOGGLE: CRIMP-ON




ITEM NUMBER	ITEM DESCRIPTION
AMR2495-04	SAFTEY CHAIN HANGER

SLIDE RAIL "Center Pin Type"

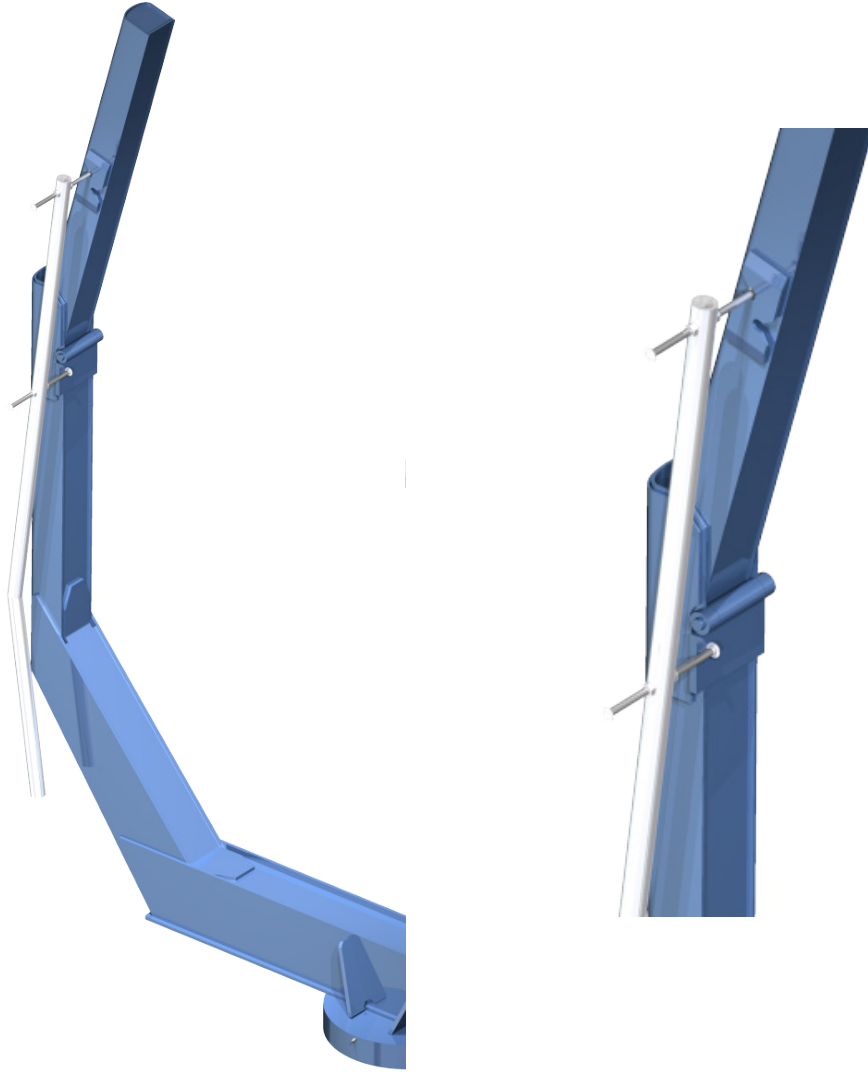
For use with AML2421 & AML2421P
Top Slide Plates

ITEM NUMBER	ITEM DESCRIPTION
AML2500	SLIDE RAIL, 36", ARCTIC TYPE, 10 hole
AML2501	SLIDE RAIL, 48", ARCTIC TYPE, 13 hole
AML2502	SLIDE RAIL, 60", ARCTIC TYPE, 16 hole
AML2501P	XHD SLIDE RAIL, 48", ARCTIC TYPE, 13 hole
AML2503P	XHD SLIDE RAIL, 72", ARCTIC TYPE, 19 hole
AML2504P	XHD SLIDE RAIL, 84", ARCTIC TYPE, 22 hole






STAKE - BREAK



PART NUMBER	DESCRIPTION
AML1082	STAKE-BREAK POLE ASSEMBLY
AMR1082-03	EXTENSION PLATE



MOVABLE LOW-BED RAMPS (TRI-DRIVE)



- Rear Slider Extension (AML2822)•
- Bolts to Existing “Arctic” Top Slide Plate•
- Allows Upper Ramp Portion to Travel with•
- 5th Wheel Slider•




ARCTIC MANUFACTURING LTD. Ph:(250)962-9631 Fax (250)962-7500
www.arcticmfg.com



ARCTIC LOGGING TRAILER EQUIPMENT



LT - 22/25 TRAILER BODY



ITEM NUMBER	ITEM DESCRIPTION
AML3003	ARCTIC TRAILER BODY, LT-22 77" TRACK

TRAILER HARDWARE

UPPER TRUNNION CLAMP



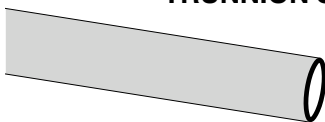
ITEM NUMBER
AML3015

LOWER TRUNNION CLAMP




ITEM NUMBER
AML3016

TRUNNION SHAFT



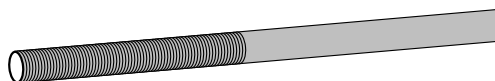
PART NUMBER	PART DESCRIPTION
AML3017	71" TRACK, 47" OAL, C/W THR. INSERTS
AML3017L	77" TRACK, 53" OAL, C/W THR. INSERTS

TREAD PLUG



PART NUMBER	PART DESCRIPTION
AML3018	TREAD PLUG, 1 1/4" UNC

TRUNNION COMPRESSION ROD



PART NUMBER	PART DESCRIPTION
AML3019	T. COMP. ROD, 1 1/4" X 58" - UNF
AML3020	T. COMP. ROD, 1 1/4" X 70" - 4" UNF

AIR TANK CLAMP BRACKETS



PART NUMBER
AML3031-1




TRAILER HARDWARE

AIR TANK




ITEM NUMBER	ITEM DESCRIPTION
AML3030	AIR TANK, 26" 9 1/8"
AML3030J	AIR TANK, 29" X 12"

CORNER REACH CLAMP




ITEM NUMBER	ITEM DESCRIPTION
AML3040	CAST CORNER REACH CLAMP ASSY
AML4042	HANDLE-ONLY, FITS CAST CORNER CLAMP

MOLLY BRACKET




ITEM NUMBER	ITEM DESCRIPTION
AML3049	2 HOLE LIFT MOLLY BRACKET

MOLLY BRACKET



ITEM NUMBER	ITEM DESCRIPTION
AML3050	5 HOLE LIFT MOLLY BRACKET

LIFT MOLLY



ITEM NUMBER	ITEM DESCRIPTION
AML3051	LIFT MOLLY, 18" DIA, 3 ALUM. FITTINGS
AML3051-1	LIFT MOLLY, 24" DIA 4 ALUM. FITTINGS
AML3052	LIFT MOLLY, 32" DIA., 6 STEEL FITTINGS
AML3052-1	LIFT MOLLY, 26" DIA., 3 ALUM / 2 STEEL FITTINGS




TRAILER HARDWARE

LIFT MOLLY - 32"



ITEM NUMBER	ITEM DESCRIPTION
AML3053	LIFT MOLLY, 32" D., 2-ALUM. 4 STL FITTINGS

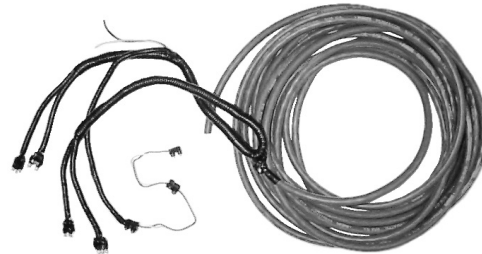
LIFT MOLLY BAR




ITEM NUMBER	ITEM DESCRIPTION
AML3055	LIFT MOLLY BAR, BUTTON TOP TYPE C/W 1" Q/F EACH END

ELECTRICAL HARNESS

ITEM NUMBER	ITEM DESCRIPTION
AML3081	ELECTRICAL HARNESS, 52'
AML3081-1	ELECTRICAL HARNESS, 10'
AML3081-2	ELECTRICAL HARNESS, 4', JC9/17
AML3081-3	ELECTRICAL HARNESS, 42'



TRAILER BOLSTER



ITEM NUMBER	ITEM DESCRIPTION
AML3114	4' TRAILER BOLSTER, W/O HUB
AML3114-LW	52" L/WTRLR BOLSTER, W/O HUB
AML3115	5' TRAILER BOLSTER, W/O HUB
AML3124	4' TRAILER BOLSTER, C/W 14" HUB
AML3124A	4' ALUM. TRLR BLSTR, 14" NYLON HUB
AML3125	5' TRLR BOLSTER, C/W 14" HUB
AML3134	4' HD TRAILER BOLSTER, W/O HUB
AML3135	5' HD TRAILER BOLSTER, W/O HUB
AML3144	4' HD TRLR BOLSTER, C/W 14" HUB
AML3145	5' HD TRLR BOLSTER, C/W 14" HUB
AML3154	4' HD TRLR BOLSTER, C/W 17" HUB
AML3155	5' HD TRLR BOLSTER, C/W 17" HUB



BUNK, STAKE ASSEMBLIES




		8'-6" BUNK	8'-6" L.P. BUNK	8'-6" S.L. BUNK	9' BUNK	10' BUNK	10' L.P. BUNK	10'-6" BUNK	10'-6" L.P. BUNK	11' BUNK	12' BUNK	13' BUNK
STAKE	NONE
	60" FOR.
	72" FOR.
	84" H.D.
	90" H.D.
	96" SOL.
EXTENTION	48" FOR.
	60" FOR.
	48" H.D.
CABLE	1"	.	.	.								
	1 1/8"
TRIPS	STANDARD	.	.	.								
	HEAVY DUTY			
SAUCER	14"
	17"
	17" L.P.											

L.P. = Low Profile
 S.L. = Short Logger
 FOR. = Formed
 H.D. = Heavy Duty
 SOL. = Solid



BUNK/BOLSTER, STAKE ASSEMBLIES




		8'-6" BUNK	8'-6" L.P. BUNK	8'-6" S.L. BUNK	9' BUNK	10' BUNK	10' L.P. BUNK	10'-6" BUNK	10'-6" L.P. BUNK	11' BUNK	12' BUNK	13' BUNK
STAKE	NONE
	60" FOR.
	72" FOR.
	84" H.D.
	90" H.D.
	96" SOL.
EXTENSION	48" FOR.
	60" FOR.
	48" H.D.
CABLE	1"	.	.	.								
	1 1/8"
TRIPS	STANDARD	.	.	.								
	HEAVY DUTY			
SAUCER	14"
	17"
	17" L.P.											
BOL-STER	4'
	5'


L.P. = Low Profile
 S.L. = Short Logger
 FOR. = Formed
 H.D. = Heavy Duty
 SOL. = Solid



TRAILER REACH



ITEM NAME	ITEM DESCRIPTION
AML3400	REACH, 30' - 1/4"W, C/W 60" NYLON BUSHED COMPANSATOR
AML3400H	REACH, 30' - 3/8"W, C/W 60" NYLON BUSHED COMPANSATOR
AML3400L	REACH, 30' LIGHT WEIGHT .188W, C/W NYLON BUSHED COMPANSATOR




ITEM NAME	ITEM DESCRIPTION
AML3420	REACH, 30' X 20' - 1/4"W, NYLON BUSHED 60" COMP & C/CLAMP
AML3420H	REACH, 30' X 20' - 3/8"W - 1/4" I NYLON BUSHED COMP, C/CLAMP
AML3420HH	REACH, 30' X 20' - 3/8"W - 3/8" I NYLON BUSHED COMP, C/CLAMP

TRAILER HARDWARE

COMPANSATOR

ITEM NUMBER	ITEM DESCRIPTION
AML3425	COMPANSATOR, 60" NYLON BUSHED, INNER/OUTER ASSEMBLY
AML3435	INNER COMPANSATOR, 60" TUBE C/W CAST EYE
AML3435-C	HARD-CHROMED INNER COMPANSATOR, 60" TUBE C/W CAST EYE
AML3436	INNER COMPANSATOR, 72" TUBE C/W CAST EYE






TRAILER HARDWARE

REACH SPLICE




ITEM NUMBER	ITEM DESCRIPTION
AML3410	R. SPLICE, FORMED ANGLE, 3"X3"X24"

OUTER COMPANSATOR



ITEM NUMBER	ITEM DESCRIPTION
AML3441	OUTER COMPANSATOR, NYLON BUSHED
AML3441L	OUTER COMP. FULL LENGTH BUSHING
PPI91240	OUTER COMP 4",FULL LENGTH BUSHING

SWIVEL EYE



ITEM NUMBER	ITEM DESCRIPTION
AML3445	SWIVEL EYE, SHORT LOGGER URETHANE BUSHED

Comp Bushings



ITEM NUMBER	ITEM DESCRIPTION
AML3447	COMP., NYLON, 4" ODX3.53"IDX6"OAL
AML3447-L	COMP., NYLON, 4" ODX3.53"IDX9 1/2"OAL
AML3447-LR	COMP., REDCO, 4" ODX3.53"IDX9 1/2"OAL
AML3447-1	COMPENSATOR DRIVE PIN
AML3448	COMP., STEEL, 4"ODX3.53"IDX6"OAL
AML3448-L	COMP, NYLON, 4.45"OD x 4.1"ID x 10" OAL

COMP LOCK



ITEM NUMBER	ITEM DESCRIPTION
AML3450	COMPENSATOR CLEVIS LOCK KIT, C/W SIDE PLATES

LOCK SPRING



ITEM NUMBER	ITEM DESCRIPTION
AML3451	CLEVIS LOCK HOLD DOWN SPRING
AML4451	REACH LOCK HOLD DOWN SPRING

REACH CADDIE

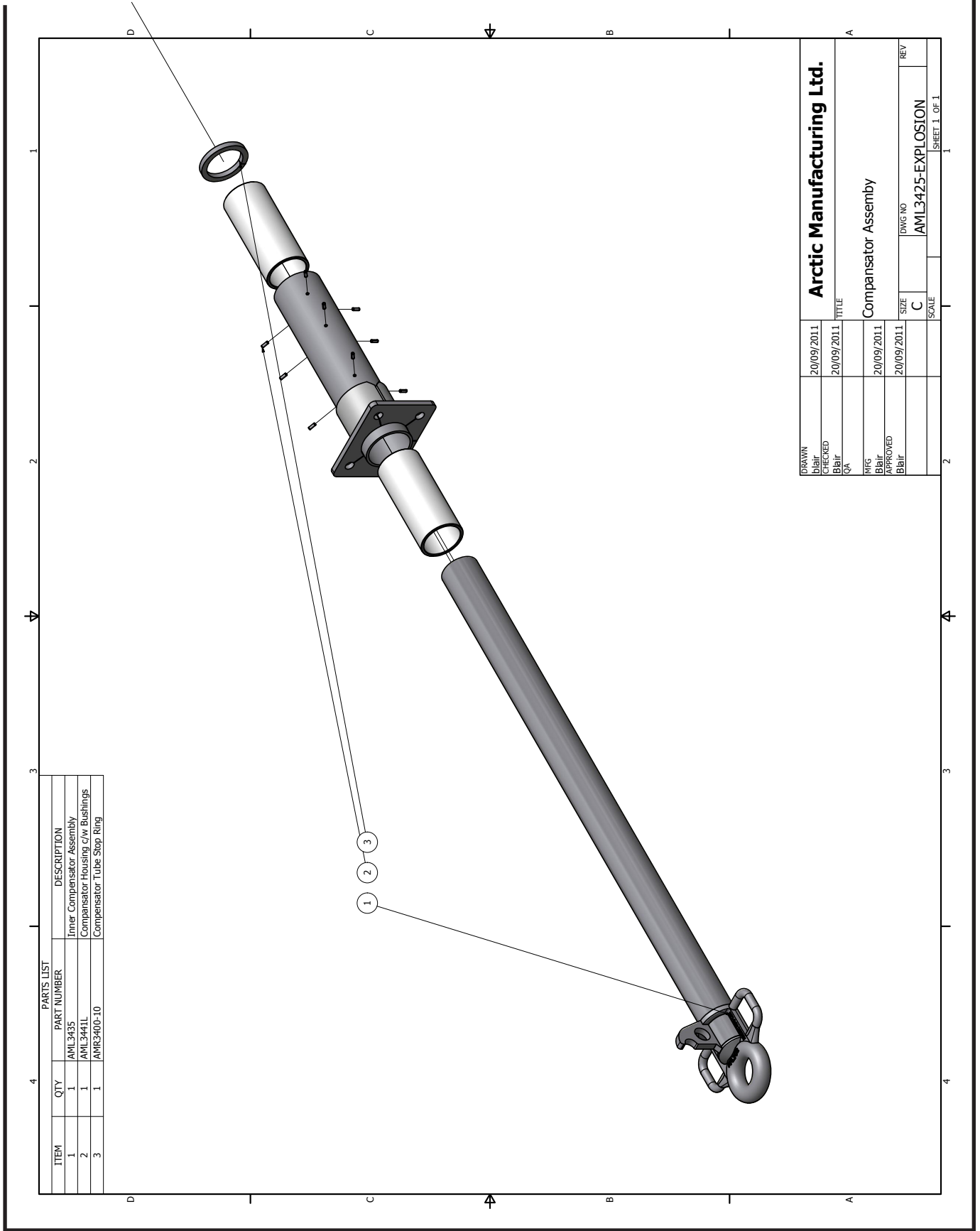


ITEM NUMBER	ITEM DESCRIPTION
AML3460	REACH CADDIE, CABLE TYPE
AML3460L	REACH CADDIE-LARGE, CABLE TYPE

COMPENSATOR EYE

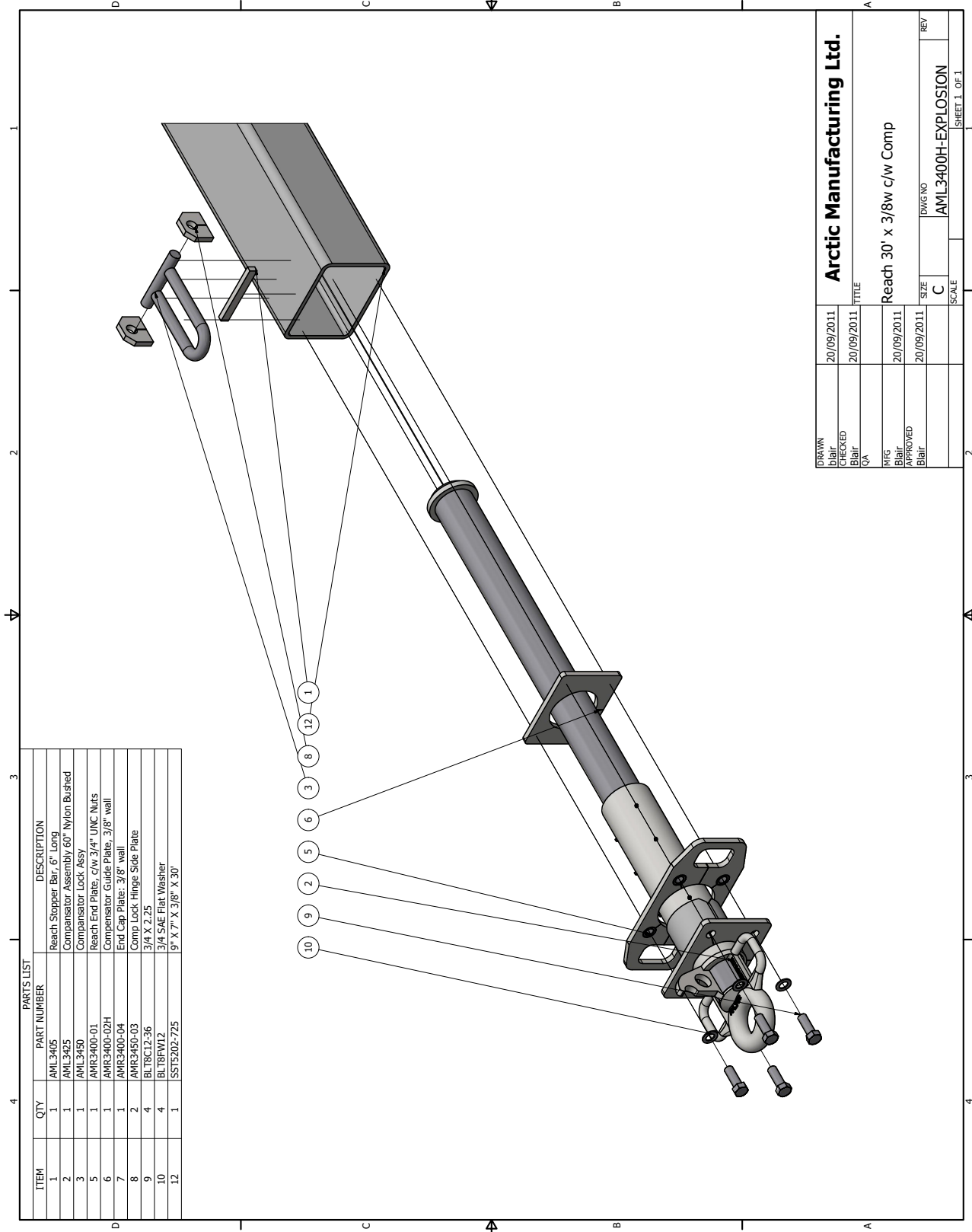


ITEM NUMBER	ITEM DESCRIPTION
AML3470	COMP EYE, WELD-ON, DBLE HOOK (discontinued)
AML3472	COMPENSATOR EYE, WELD-ON, SINGLE HOOK



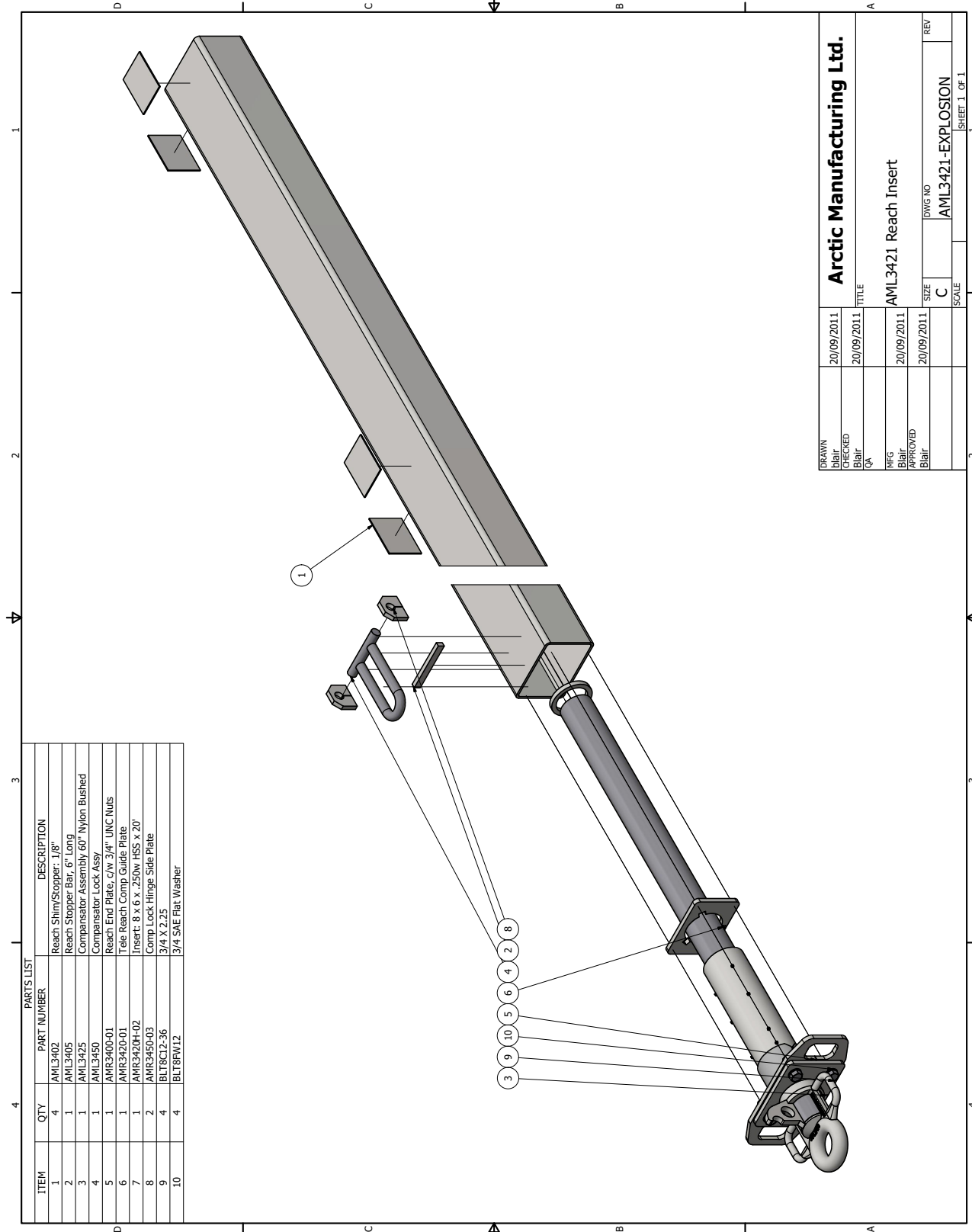
PARTS LIST		
ITEM	QTY	DESCRIPTION
1	1	Inner Compensator Assembly
2	1	Compensator Housing c/w Bushings
3	1	Compensator Tube Stop Ring

DRAWN Blair CHECKED Blair QA QA	20/09/2011 20/09/2011	Arctic Manufacturing Ltd. TITLE Compensator Assembly	1
MFG Blair APPROVED Blair	20/09/2011 20/09/2011	SIZE C DWG NO AML3425-EXPLOSION REV	1 SCALE SHEET 1 OF 1



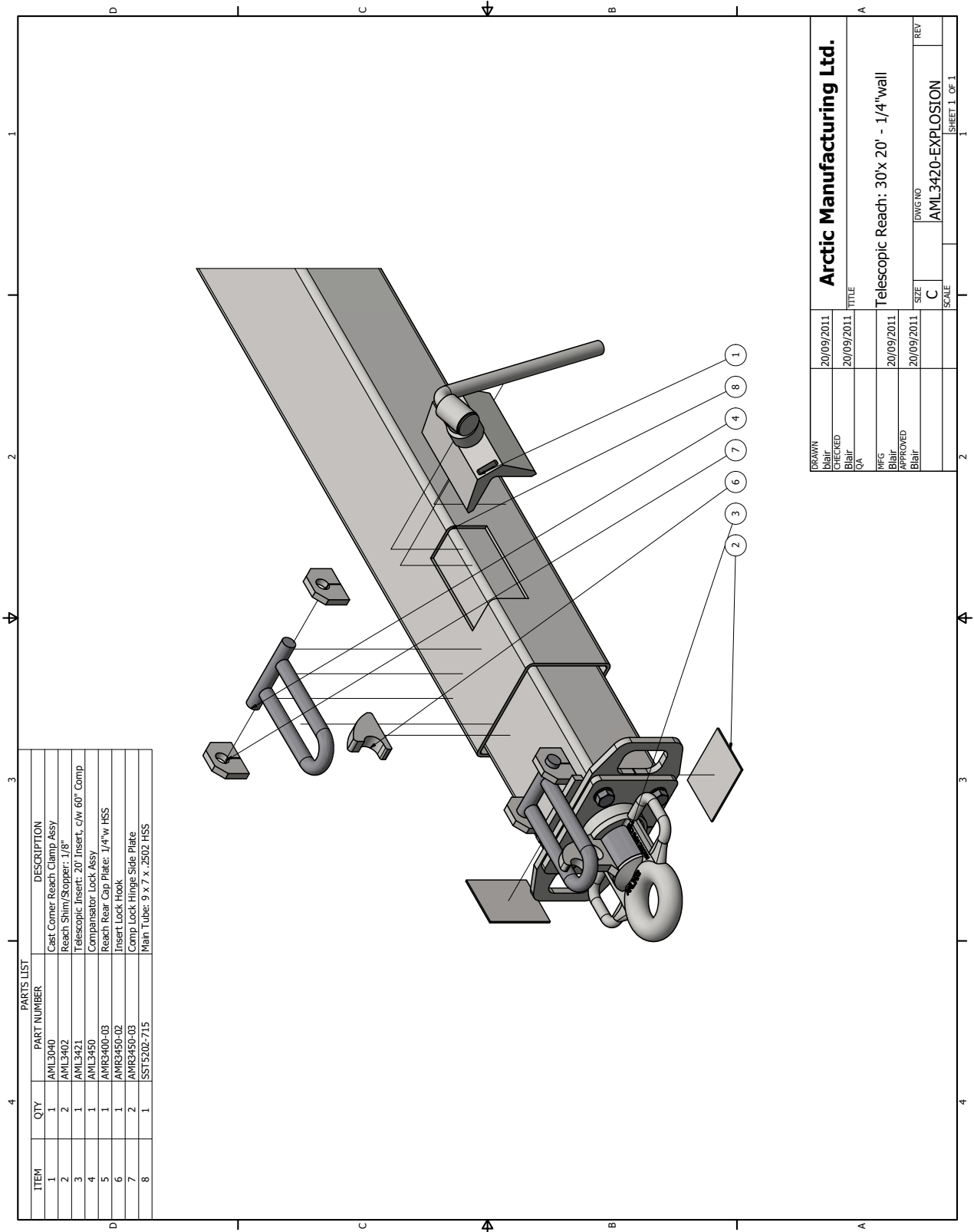
PARTS LIST		
ITEM	QTY	PART NUMBER DESCRIPTION
1	1	AML3405 Reach Stopper Bar, 6" Long
2	1	AML3405 Compensator Assembly 60" Nylon Bushed
3	1	AML3450 Compensator Lock Assy
5	1	AMR3400-01 Reach End Plate, c/w 3/4" UNC Nuts
6	1	AMR3400-02H Compensator Guide Plate, 3/8" wall
7	1	AMR3400-04 End Cap Plate, 3/8" wall
8	2	AMR3450-03 Comp Lock Hinge Side Plate
9	4	BLT8C12-36 3/4 X 2.25
10	4	BLT8FW12 3/4 SAE Flat Washer
12	1	SST5202-725 9" X 7" X 3/8" X 30'

DRAWN	20/09/2011	Arctic Manufacturing Ltd.
CHECKED	20/09/2011	
QA		
TITLE		
Reach 30' x 3/8w c/w Comp		
MFG	20/09/2011	REV
APPROVED		
BLAIR		
DWG NO		SCALE
AML3400H-EXPLOSION		
SHEET 1 OF 1		



PARTS LIST			
ITEM	QTY	PART NUMBER	DESCRIPTION
1	4	AML3402	Reach Shim/Stopper: 1/8"
2	1	AML3405	Reach Stopper Bar, 6" Long
3	1	AML3425	Compensator Assembly 60" Nylon Bushed
4	1	AML3450	Compensator Lock Assy
5	1	AMR3400-01	Reach End Plate, c/w 3/4" UNC Nuts
6	1	AMR3420-01	Telescopic Reach Comp. Guide Plate
7	1	AMR3420H-02	Insert: 8 x 6 x .250w/ HSS x 20'
8	2	AMR3450-03	Comp. Lock Hinge Side Plate
9	4	BLT8C12-36	3/4 X 2.25
10	4	BLT8FM12	3/4 SAE Flat Washer

DRAWN	20/09/2011	Arctic Manufacturing Ltd.
CHECKED	20/09/2011	TITLE
BY		AML3421 Reach Insert
QA		SIZE
REV	20/09/2011	C
APPROVED	20/09/2011	DWG NO
BY		AML3421-EXPLOSION
SCALE		REV
		1 OF 1




DRAWN	20/09/2011	Arctic Manufacturing Ltd.
CHECKED	20/09/2011	TITLE
Blair		Telescopic Reach: 30'x 20' - 1/4"wall
Blair		SIZE
QA		C
RFG	20/09/2011	DWG NO
Blair		AML3420-EXPLOSION
APPROVED		SCALE
Blair		1
		SHEET 1 OF 1




TRAILER HARDWARE

BUSHINGS



ITEM NUMBER	ITEM DESCRIPTION
AML3520-U	URETHANE, 3.5"ID X 4.5"OD X 4" OAL
AML3522-U	URETHANE, 4"ID X 5"OD X 4" OAL

SADDLE BUSHINGS




ITEM NUMBER	ITEM DESCRIPTION
AML3521	WALKING BEAM SADDLE BUSHING

BASE PAD




ITEM NUMBER	ITEM DESCRIPTION
AML3522	WALKING BEAM BASE PAD

STEP RING




ITEM NUMBER	ITEM DESCRIPTION
AML3524	STEP RING, 3 1/2" ID - Replaces AML3523 MULTI-STEP
AML3524-OS	STEP RING, 4" ID

TRUNNION BOLT & LOCK RING



ITEM NUMBER	ITEM DESCRIPTION
AML3525	TRUNNION BOLT, 1 1/4" UNC GR8
AML3528	LOCK RING, TRUNNION - W/BEAM

OUTBOARD LEG



ITEM NUMBER	ITEM DESCRIPTION
AML3526	CAST OUTBOARD LEG

END CAP



ITEM NUMBER	ITEM DESCRIPTION
AML3527	CAST END CAP 3 1/2" SHAFT(1978--1989/90)
AML3527-OS	CAST END CAP 4" SHAFT

END BEARING ASSEMBLY




ITEM NUMBER	ITEM DESCRIPTION
AML3530	END BEARING ASSY. (1978-1988/89)




TRAILER HARDWARE

TOP END CAP



ITEM NUMBER	ITEM DESCRIPTION
AML3532	WALKING BEAM END CAP (1989 - 2003)

AXLE ADAPTER




ITEM NUMBER	ITEM DESCRIPTION
AML3534	WALKING BEAM AXLE ADAPTER (1989 - 2003)

U - BOLTS



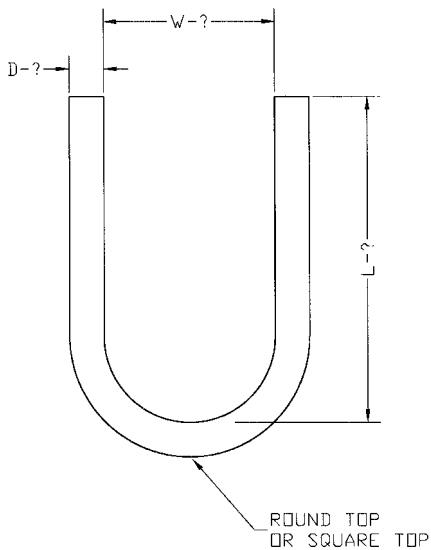
ITEM NUMBER	ITEM DESCRIPTION
AML3540	W/BEAM, 3/4"X7-1/2"X5" R - TOP
AML3542K	KNIGHT ENDCAP, 7/8" X11-1/2"X5" R-TOP
AML3547	TRIDEM S/L BEAM, 1"X9"X5" R-TOP
AML3548	ARCTIC W/BEAM, 1"X12"X5" R-TOP
AML3549	ARCTIC W/BEAM, 1"X13"X5" R-TOP

WALKING BEAM



ITEM NUMBER	ITEM DESCRIPTION
AML3554	W/BEAM, 54", 1pc END CAP (1978-1988)

CUSTOM U - BOLTS




COMPRESSION ROD



ITEM NUMBER	ITEM DESCRIPTION
AML3564	COMPRESSION ROD, W/BEAM, 1 1/4" X 19", 4" UNC AT ENDS
AMR6502-10	QUAD COMPRESSION ROD: 1 1/4" X 59" UNC


A19-A22 CONVERSION SLEEVE



ITEM NUMBER	ITEM DESCRIPTION
AML3950	COVERSION KIT, A19 - A22 INNER BEARING & PINNION SPACER





Single Ring Walking Beams



ITEM NUMBER	ITEM DESCRIPTION
AML3554BH	W/BEAM, 54", 2pc END CAP (1989-1993)
AML3554B	W.BEAM, 54", 2pc END CAP , Hollow E-Tubes (1988)


ITEM NUMBER	ITEM DESCRIPTION
AML3554C	W/BEAM, 54", 2pc INVERTED END CAP (1993-2003)

Double Grip-Ring End Caps/Walking Beams



ITEM NUMBER	ITEM DESCRIPTION
AML3533	WALKING BEAM END CAP (2004+)

ITEM NUMBER	ITEM DESCRIPTION
AML3535	WALKING AXLE ADAPTER (2004+)




ITEM NUMBER	ITEM DESCRIPTION
AML3554-D	W/BEAM, 54", 2pc END CAP 3 1/2" Trunnion (2004+)

ITEM NUMBER	ITEM DESCRIPTION
AML3554-E	W/BEAM, 54", 2pc END CAP 4" Trunnion (2005+)



LT - 22/25 GLIDER KIT



PART NUMBER	PART DESCRIPTION
AML3622	LT - 22/25 GLIDER KIT, 54" W/BASE REBUILD KIT, C/W W/BEAMS, TANKS, VALVES, LIGHTS, ELECTRICAL HARNESS, MUDFLAPS & ARMS, PRIMED.



ARCTIC MANUFACTURING LTD.
www.arcticmfg.com

Ph:(250)962-9631 Fax (250)962-7500

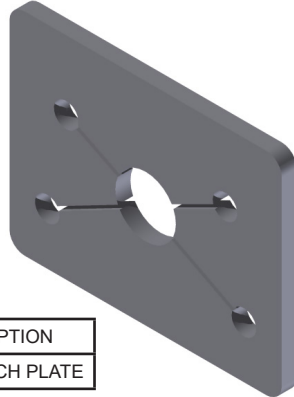


ARCTIC TRAILER




TRAILER HARDWARE

STINGER HITCH PLATE




ITEM NUMBER	ITEM DESCRIPTION
AMR2470-04	STINGER HITCH PLATE

AIR TANK MOUNT PLATE



ITEM NUMBER	ITEM DESCRIPTION
AMR3005-03	AIR TANK MOUNTING PLATE, 12X1/4X6"

STINGER HITCH PLATE



ITEM NUMBER	ITEM DESCRIPTION
AMR3100-02	TRAILER BOLSTER WING, 24" LONG

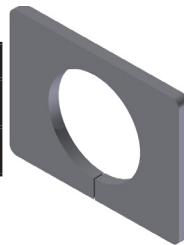
REACH PLATE



ITEM NUMBER	ITEM DESCRIPTION
AMR3400-01	REACH END PLATE, C/W 3/4" NF NUTS

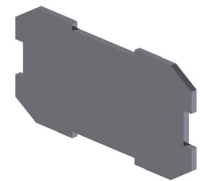
REACH PLATE

ITEM NUMBER	ITEM DESCRIPTION
AMR3400-02	COMP GUIDE PLATE, 1/4" W
AMR3400-02H	COMP GUIDE PLATE, 3/8" W



REACH PLATE

ITEM NUMBER	ITEM DESCRIPTION
AMR3400-03	REACH (1/4"W) END COVER PLATE
AMR3400-04	REACH (3/8"W) END COVER PLATE




STOPPER RING



ITEM NUMBER	ITEM DESCRIPTION
AMR3400-10	COMPENSATOR STOPPER RING

REACH PLATE



ITEM NUMBER	ITEM DESCRIPTION
AMR3420-01	TELESCOPIC REACH COMP. G/PLATE

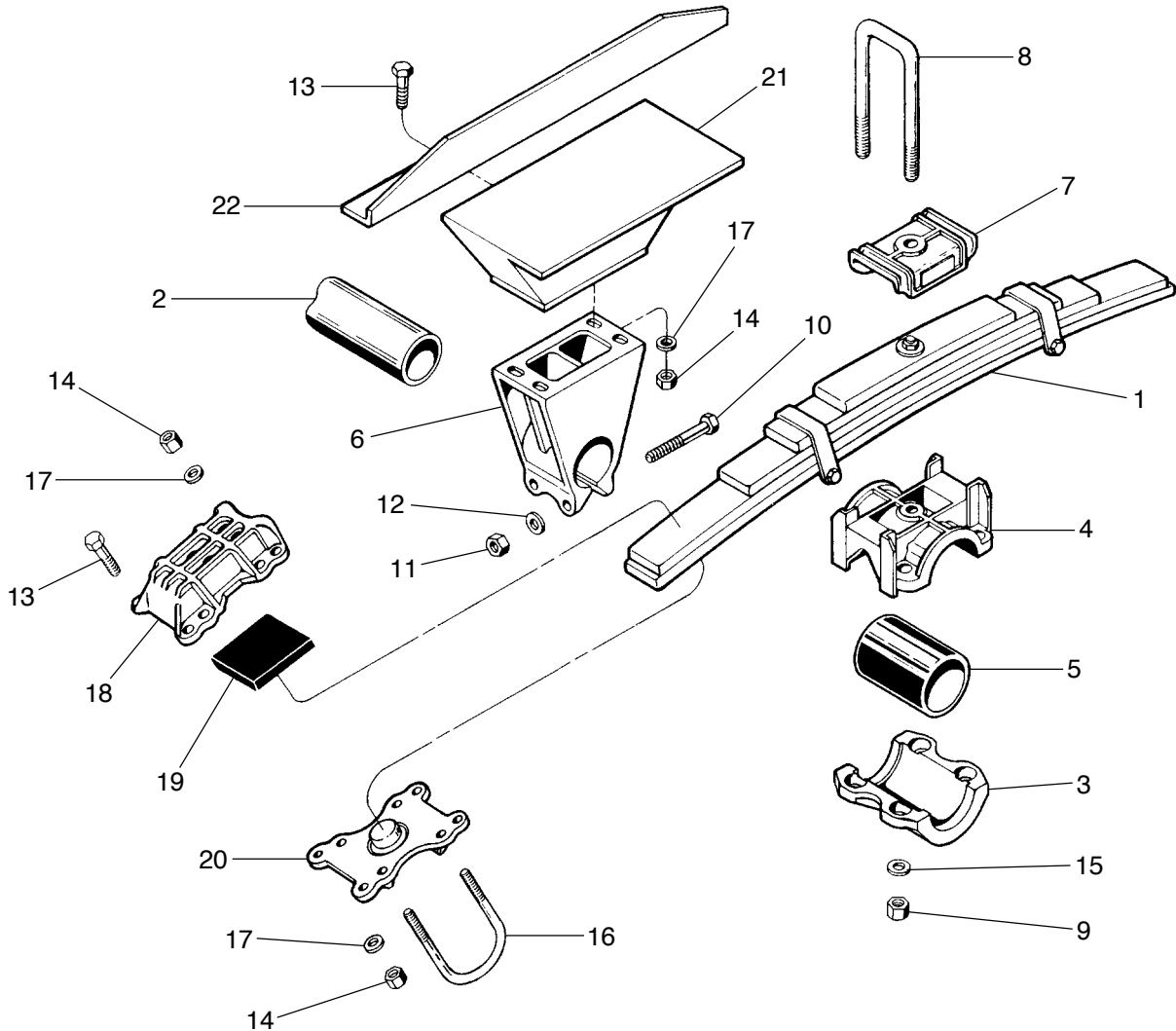


SUSPENSIONS



NEWAY SUSPENSION

TS - 542-1



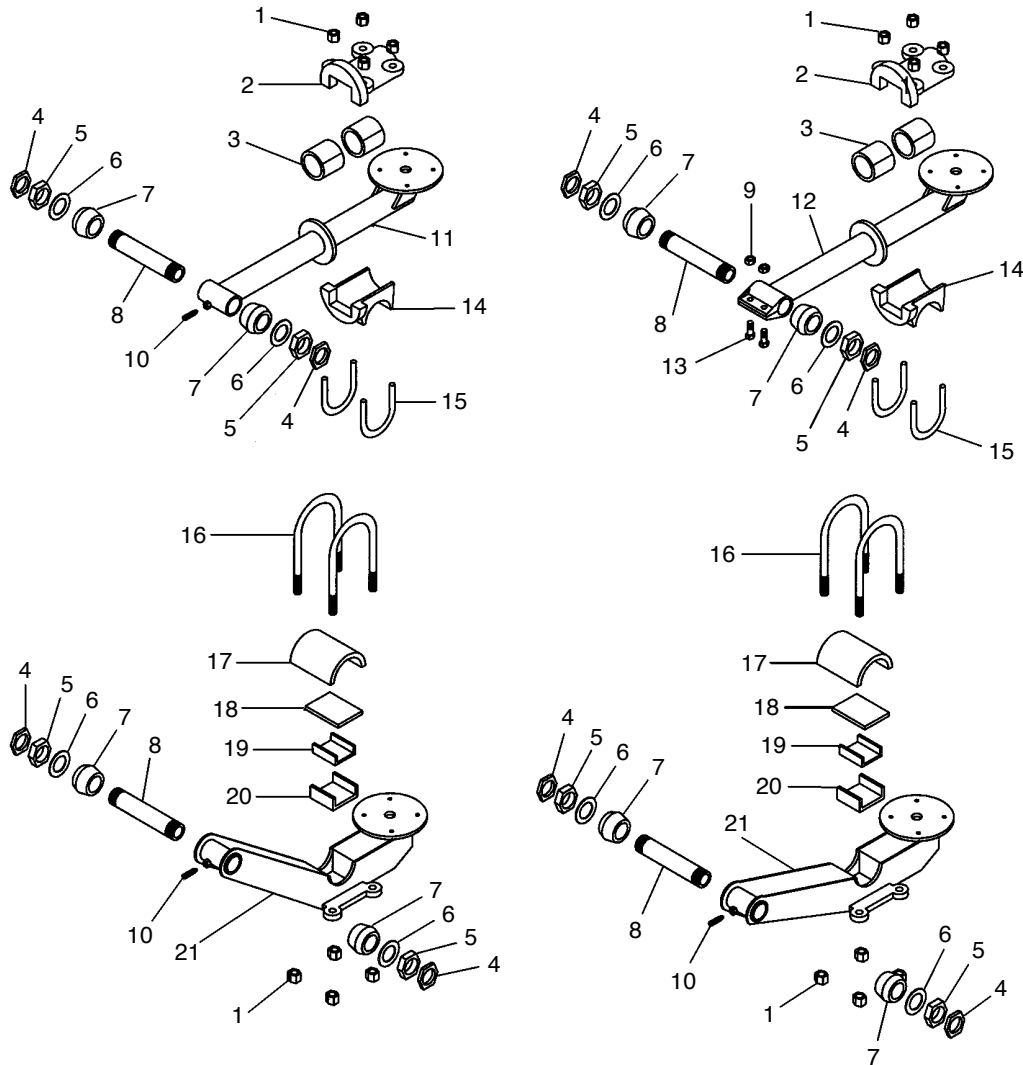
ITEM	PART NUMBER	PART DESCRIPTION	QTY.	ITEM	PART NUMBER	PART DESCRIPTION	QTY.
1	915-57-014	Spring Assembly - TS-426	2	9	934-00-504	1 1/8" - 7 Lock Nut	8
	915-57-015	Spring Assembly - TS-432	2	10	930-03-621	3/4" - 10x4 1/2" Cap Screw	4
	915-57-016	Spring Assembly - TS-436	2	*11	934-00-492	3/4" - 10 Lock Nut	4
	915-57-017	Spring Assembly - TS-442	2	*12	936-00-156	3/4" H.T. Washer	4
	915-57-018	Spring Assembly - TS-536	2	*13	930-03-345	5/8" - 11x2" Cap Screw	24
	915-57-019	Spring Assembly - TS-542	2	14	934-00-488	5/8" - 11 Lock Nut	40
2	910-38-003	Trunnion Tube - TS-432, TS-436, TS-536	1	15	936-00-174	1 1/8" H.T. Washer	8
	910-38-004	Trunnion Tube - TS-442, TS-542	1	16	900-41-067	5/8" - 11 U-Bolt 5" Rd. Axle	8
3	910-10-040	Trunnion Rubber Cap Casting	2	900-42-061	5/8" - 11 U-Bolt 5 3/4" & 6" Rd. Axle	8	
4	910-01-051	Trunnion Spring Seat Casting	2	17	939-00-025	5/8" H.T. Washer	40
*5	910-08-022	Trunnion Rubber Bushing	2	18	910-10-043	Spring End Cap Casting (2 Main Leaf Spring)	4
6	910-01-054	Trunnion Clamp Casting - 2 1/2" C Dim. (for - 1 Models)	2	910-10-038	Spring End Cap Casting (3 Main Leaf Spring)	4	
	910-01-055	Trunnion Clamp Casting - 4 1/2" C Dim. (for - 2 Models)	2	*19	910-28-089	Spring End Rubber Pad (TS - 426- A ONLY)	4
	910-01-056	Trunnion Clamp Casting - 6 1/2" C Dim. (for - 3 Models)	2	*	910-28-013	Spring End Rubber Pad	4
	910-01-058	Trunnion Clamp Casting - 8 1/2" C Dim. (for - 4 Models)	2	20	910-01-044	Spring End Pad Casting - 5" Rd. Axle	4
7	910-10-021	Spring Saddle Casting	2	910-01-047	Spring End Pad Casting - 5 3/4" & 6" Rd. Axle	4	
8	900-41-689	1 1/8" - 7 Spring U-Bolt - TS-426-A, TS-432	4	21	910-18-008	Frame Bracket	2
	900-41-691	1 1/8" - 7 Spring U-Bolt - TS-436, TS-536	4	22	910-23-057	Frame Support Angle	2
	900-41-695	1 1/8" - 7 Spring U-Bolt - TS-442, TS-542	4				

**WHEN ORDERING PARTS, BE SURE TO SPECIFY
ITEM NO., PART NO., SERIAL NO., & MODEL NO.**

NOTE: Service Repair Kit (SRK) available to service Axle and Trunnion connection.
* Indicates Revision



TA-26.1 & JC-9 LINK ARMS

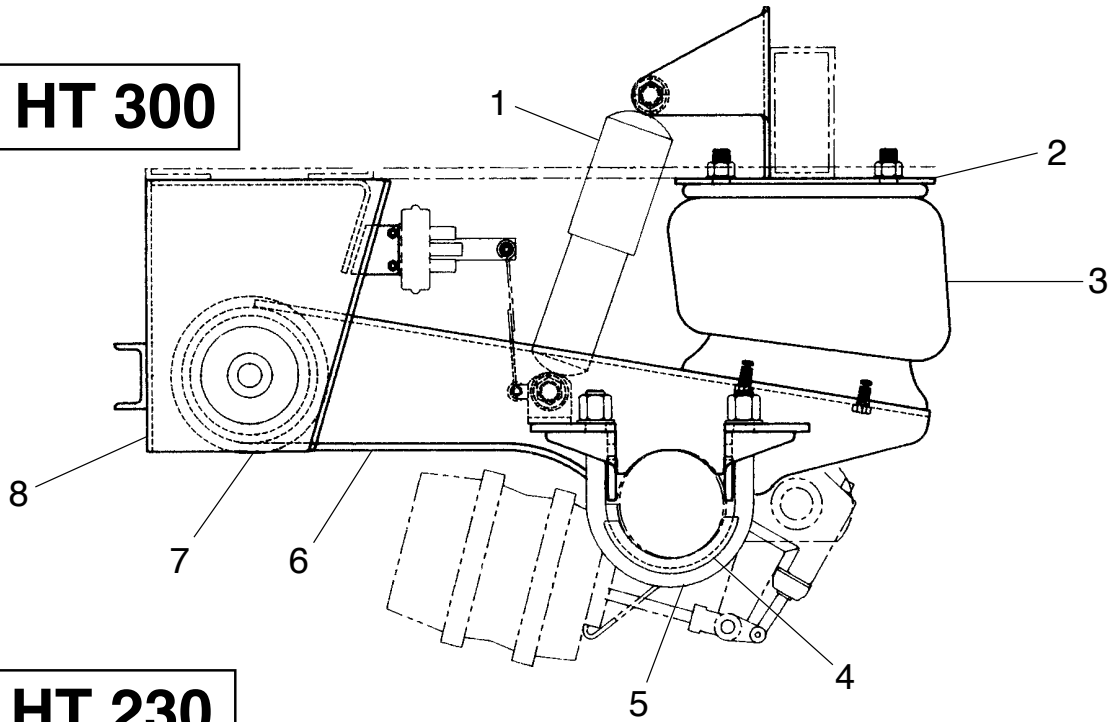


ITEM	PART NUMBER	PART DESCRIPTION	QTY.
1	AML3541-2	1" UNF8 DEEP NUT	4
2	AML3532	WALKING BEAM TOP END CLAMP	1
3	AML3520-80	WALKING BEAM & TRUNNION BUSHING	2
4	HDH6994	NUT, END TUBE	2
5	AML4254	TRUNNION NUT, LINK ARM SUSP.	2
6	REYT2103	WASHER, COMPRESSION	2
7	AML4252	BUSHING, LINK ARM PIVOT TUBE	2
8	AML 4253	TUBE, LINK ARM TRUNNION TUBE	1
9	BLT8CNT12	3/4" UNC8 NUT	2
10	AML6560	5/8 x 2 1/4" SHAFT SET SCREW	1
11		OBSOLETE	
12	AML4251	ROUND TUBE LINK ARM, C/W PAD BASE	1
13	BLT8C12-40	3/4 x 2 1/2" UNC CAP SCREW	2
14	AML3534	WALKING BEAMEND AXLE ADAPTER	1
15	AML3548	1" WALKING BEAM "U" BOLT	2
16	AML6540	SUSPENSION "U" BOLT	2
17		OBSOLETE	
18	AML6523	TOP RUBBER CAP	1
19	SCH1403-105	4" CHANNEL	1
20	AML6522B	"U" RUBBER BASE PAD	1
21		OBSOLETE	

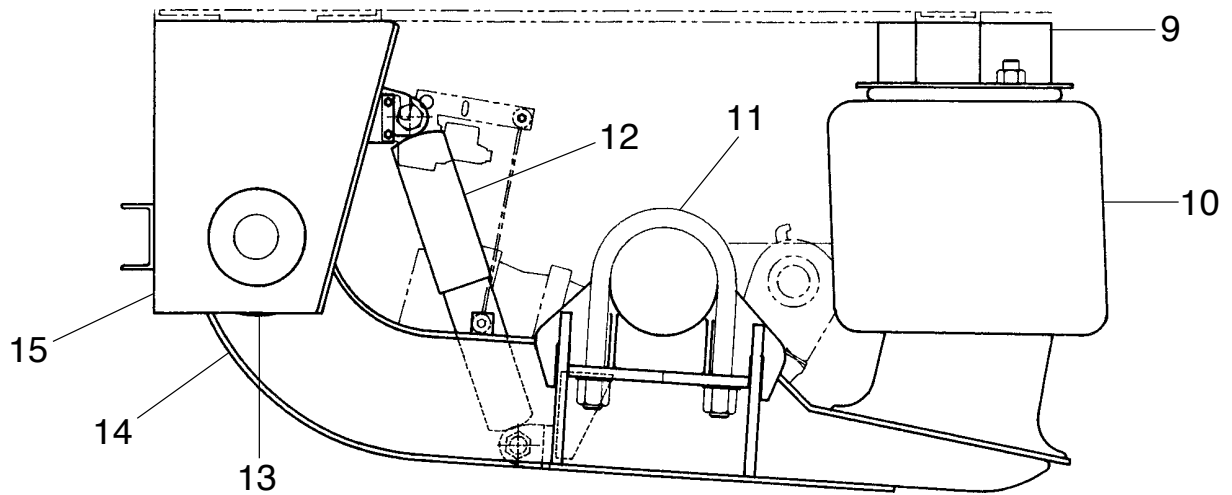


HENDRICKSON Turner

HT 300



HT 230



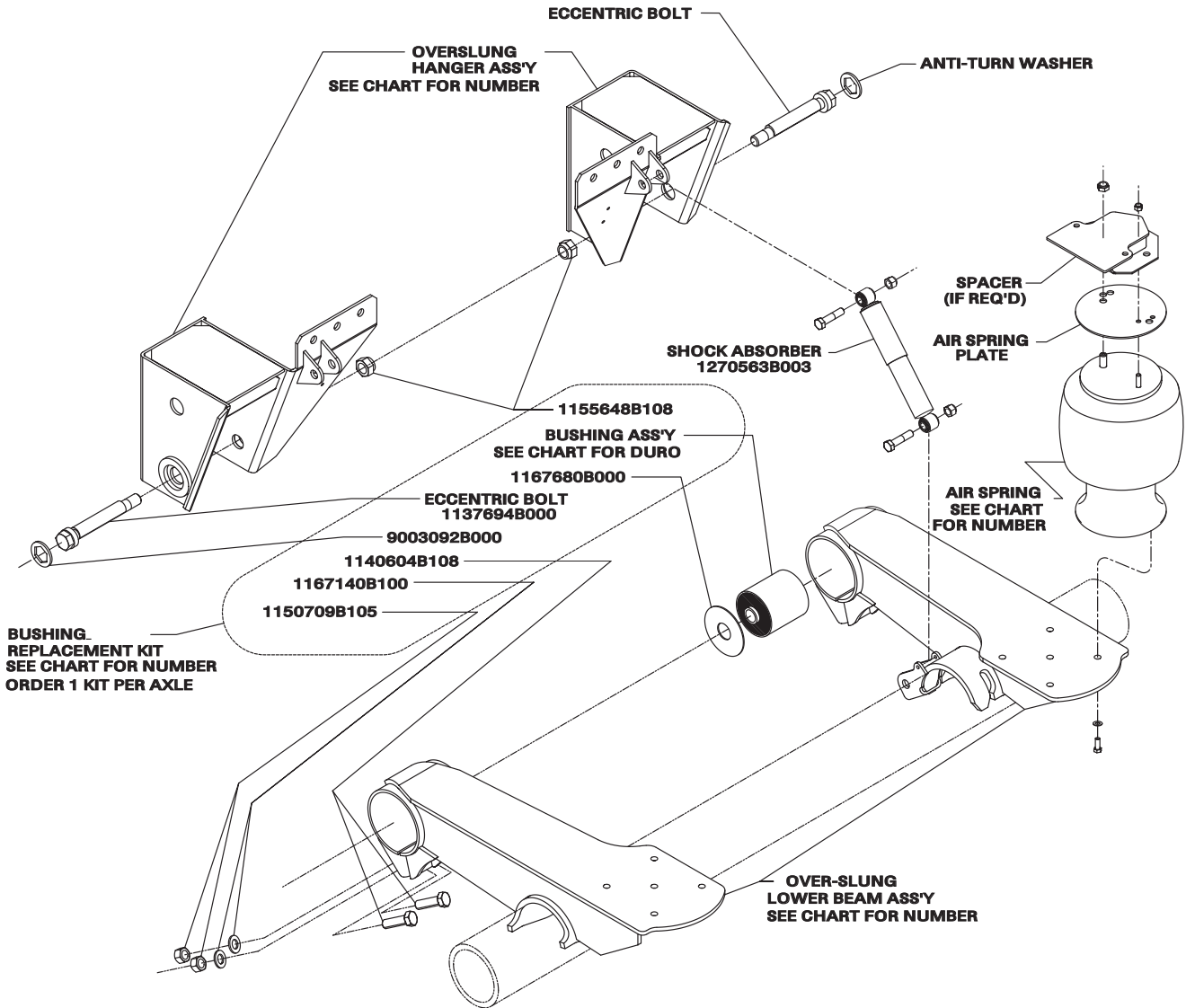
TORQUE	ITEM	PART NUMBER	PART DESCRIPTION	QTY.	
IN FOOT POUNDS	1	A-20126	SHOCK ABSORBER	2	
	2	C-20199-1	AIR SPRING SHOCK MOUNT	1	
		C-20199-2	AIR SPRING SHOCK MOUNT	1	
	3	B-4771	AIR SPRING	2	
	4	B-20701	AXLE SPACER	4	
	475	5	A-20032	U-BOLT KIT	1
		6	D-20186-1	BEAM ASSEMBLY	1
			D-20186-2	BEAM ASSEMBLY	1
7		B-11613	WEAR PAD BUSHING	4	
8		C-20196-1	FRAME BRACKET ASSY.	1	
	C-20196-2	FRAME BRACKET ASSY.	1		

TORQUE	ITEM	PART NUMBER	PART DESCRIPTION	QTY.	
IN FOOT POUNDS	9	C-20016-3	AIR SPRING SPACER ASSY.	2	
	10	C-20124	AIR SPRING	2	
	475	11	A-3650	U-BOLT KIT	1
		12	A-20002	SHOCK ABSORBER	2
	13	C-20335-1	BEAM & AXLE SEAT ASSY.	1	
		C-20335-2	BEAM & AXLE SEAT ASSY.	1	
	14	B-11613	WEAR PAD BUSHING	4	
	15	D-20323-1	FRAME BRACKET ASSY.	1	
		D-20323-2	FRAME BRACKET ASSY.	1	



RAR-240 Overslung - 30,000 lb. cap.

manufactured
after 10-1-95

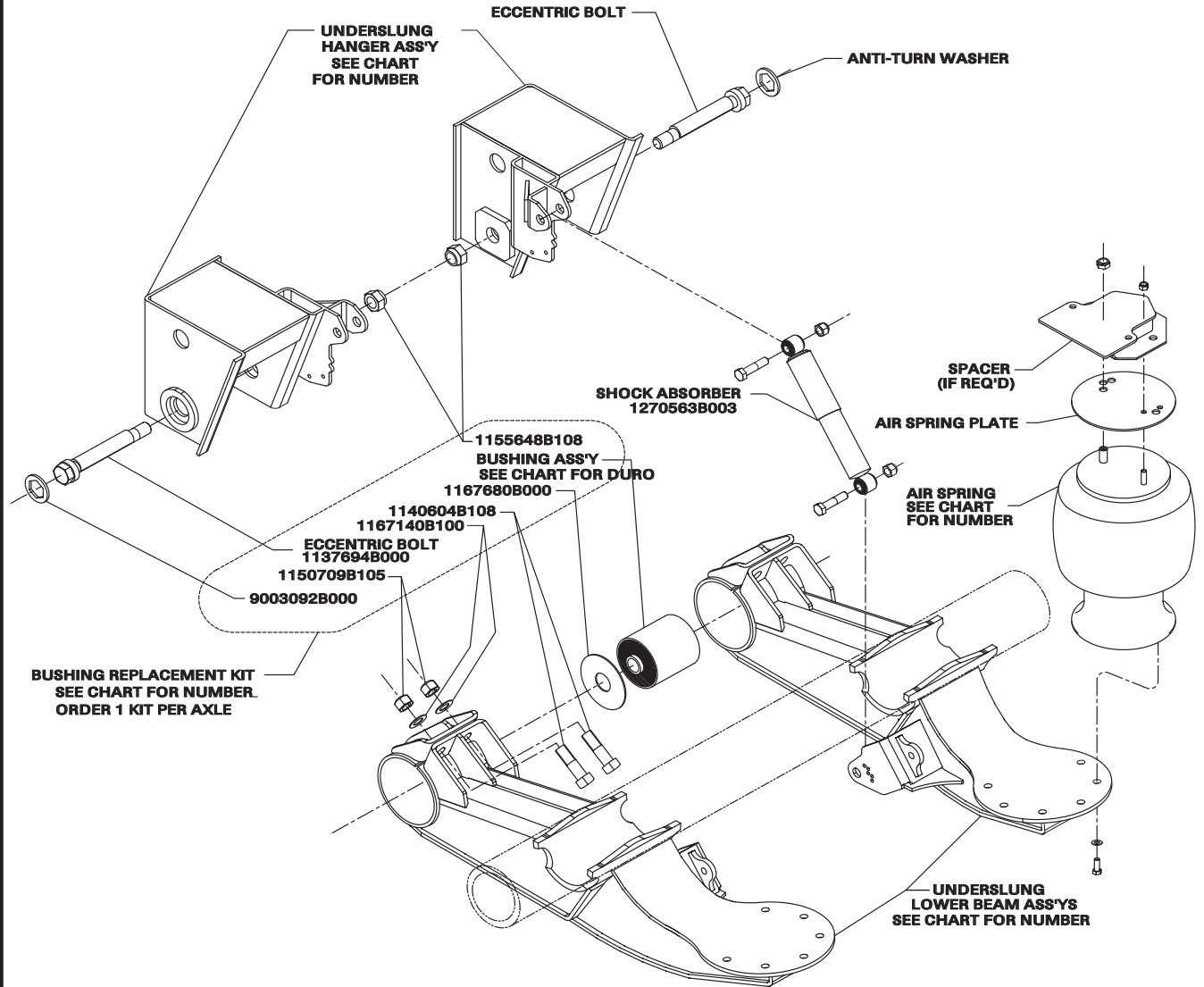


SUSPENSION PART NUMBER	AXLE DIAMETER	HANGER ASSY. LH/RH	BUSHING/BEAM ASSY. LH/RH	BUSHING REPLACEMENT KIT	AIR SPRING REPLACEMENT
2400001	5"	3260019/20	5970008/09	6040028 (70 DURO)	1000008050Q
2400002	5"	3260021/22	5970008/09	6040028 (70 DURO)	1000008050Q
2400003	5"	3260023/24	5970008/09	6040028 (70 DURO)	1000008050Q
2400004	5.75"	3260019/20	5970010/11	6040028 (70 DURO)	1000008050Q
2400005	5.75"	3260021/22	5970010/11	6040028 (70 DURO)	1000008050Q
2400006	5.75"	3260023/24	5970010/11	6040028 (70 DURO)	1000008050Q
2400020	5"	3267695C101/201	5970099/100	6040028 (70 DURO)	1003587839C
2400060	5"	3260058/59	5970077/78	6040028 (70 DURO)	1000007
2400077	5"	3260088/89	5970008/09	6040028 (70 DURO)	1000008050Q
2400815	5"	3260019/20	5970077/78	6040028 (70 DURO)	1000008050Q
2400817	5"	3260021/22	5970077/78	6040028 (70 DURO)	1000008050Q



RAR-240 Underslung - 30,000 lb. cap.

manufactured
after 10-1-95



SUSPENSION PART NUMBER	AXLE DIAMETER	HANGER ASSY. LH/RH	BUSHING/BEAM ASSY. LH/RH	BUSHING REPLACEMENT KIT	AIR SPRING REPLACEMENT
2400055	5"	3260048/49	5970056/57	6040028 (70 DURO)	1000006
2400062	5"	N / A	5970056/57	6040028 (70 DURO)	1000006
2400070	5"	3267744C108/208	5970001/02	6040028 (70 DURO)	1003588778C
2400508	5"	3267744C108/208	5970052/53	6040028 (70 DURO)	1000006
2400512	5"	3267744C110/210	5970052/53	6040028 (70 DURO)	1001R13146Q
2400808	5"	3267744C108/208	5970082/81	6040028 (70 DURO)	1000006
2400814	5"	3260056/57	5970097/98	6040028 (70 DURO)	1001R14176Q
2400901	5"	3260040/41	5970176/77	6040028 (70 DURO)	1001R14176Q
2403106	5.75"	3267744C106/206	5970046/47	6040028 (70 DURO)	1001R13097G
2403107	5.75"	3267744C107/207	5970046/47	6040028 (70 DURO)	1003588778C
2403108	5.75"	3267744C108/208	5970046/47	6040028 (70 DURO)	1003588778C
2403176	5"	3267744C106/206	5970048/49	6040028 (70 DURO)	1001R13097G
2403177	5"	3267744C107/207	5970048/49	6040028 (70 DURO)	1003588778C
2403178	5"	3267744C108/208	5970048/49	6040028 (70 DURO)	1003588778C



∇ AIR SPRING IDENTIFICATION AND APPLICATION

DOUBLE CONVOLUTION (2B DESIGN)

Goodyear Part No.	Top View	Bottom View	Internal Rubber Bumper?	Flexible Member Number	Replaces
2B9-200			No	2B9 578-92-3-200 or 578-92-3-202	Firestone #20/6910 Page 1027405 Granning 1371 Ridewell S-4512C Reyco 12906-01
2B9-201			Yes	2B9 578-92-3-200 or 578-92-3-202	Firestone #20/6902 Page 1027505 Ridewell S-1728C
2B12-300			No	2B12 578-92-3-305 or 578-92-3-309	Firestone #22/7424 Neway TC-144-2 (90557014)
2B12-305			No	2B12 578-92-3-310	Firestone #22-1.5/ 7443/7416 Granning 1218/1589 Ridewell S-2683C
2B12-307			Yes	2B12 578-92-3-309	Firestone #22/7403 Turner Quick Lift B-1159 Ridewell S-4302C
2B12-309			Yes	2B12 578-92-3-305 or 578-92-3-309	Firestone #22/7400 Neway TC-144-4 (90557016) Ridewell S-788-C Page 1027519 Turner C-1013 Talbert Fab Tek (West. Unit) 040080 Freightliner 16-10796 GMC 693230
2B12-320			Yes	2B12 578-92-3-305 or 578-92-3-309	Firestone #22/7437/7401 Neway TC-144-3A (90557015) Ridewell S-3363-C GMC 666010 & 711954

- — Bolt or Stud— 1/2-13
- ⊗ — Air Fitting— 1/4 NPTF
- ⊗ — Combination Stud Air Fitting— Stud— 3/4-16; Air Fitting— 1/4 NPTF
- ⊗ — Tapped Hole on Top Retainers 3/8-16, on Pistons— 1/2-13
- ⊗ — Air Fitting— 1/2 NPTF or 3/8 NPTF
- ⊗ — Stud— 3/4-10

*DO NOT USE WITH FIRESTONE OR TOYO PISTONS



V AIR SPRING IDENTIFICATION AND APPLICATION

ROLLING LOBE (1R DESIGN)

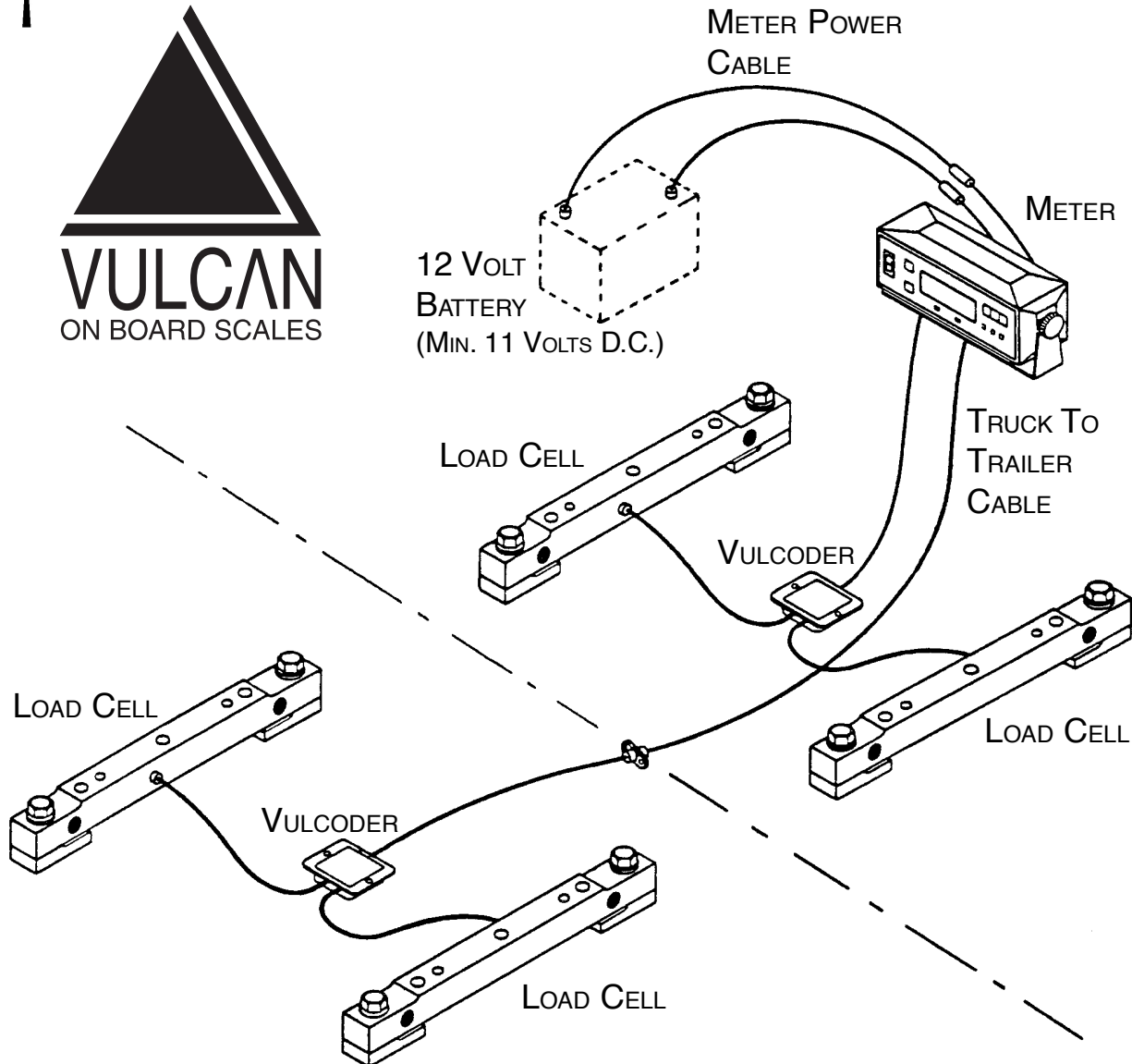
Goodyear Part No.	Top View	Bottom View	Internal Rubber Bumper?	Flexible Member Number	Piston Number	Replaces or Application
1R11-018			Yes	566-22-3-006	AS4-20-7-000	Firestone 1T15L-4/9415/0701 Firestone 1T15S-6/0708/9073 Kenworth K-303-5, K-102-A
1R12-014			Yes	566-24-3-019	AS4-20-7-011	Firestone 1T15MJ-6/9098 IHC 350243-C94 IHC 442305-C91 IHC 442306-C91 IHC 426212-C1 & C3
1R12-047	Same as above, but with 3/4" blind tap for bottom mount.					
1R12-066			No	566-24-3-048 or 566-24-3-038	AS4-20-7-005	Firestone 1T15M-6/9083/9080 Granning 1359/1528
1R12-069			Yes	566-24-3-038	AS4-20-7-053	Firestone 9050/9051 1T15M-4/9069/0709 Peterbilt 03-01649 Peterbilt 03-02038 Peterbilt 03-02456
1R12-092			Yes	566-24-3-048	AS4-20-7-005	Firestone 1T15K-1/M-6/9082 Toyo TRL 240/393 Neway AR-1315-1-F/90557027 AR-1315-1-G/90557006 Neway 90557075 Ridewell S-542-C Hutchens 9630-01 & 03 IHC 517096C-9 Jifflox (Todco) CP-5125/3281 Turner B-2066 Fab Tek (West. Unit) 101828 Reyco 12882-01
1R12-093	Service Assembly (1R12-092 Less Piston)					
Note—Rotate Piston 45° to replace these parts						Firestone 1T15K-1/M-6/0712* Neway 90044200* Neway 90044216 Neway 90044647* Neway AR-1315-3-F (90557031)* Neway AR-1315-3-G (90557037)

- — Bolt or Stud—1/2-13
- ⊗ — Air Fitting—1/4 NPTF
- ⊗ — Combination Stud Air Fitting—Stud—3/4-16; Air Fitting—1/4 NPTF
- ⊗ — Tapped Hole on Top Retainers 3/8-16, on Pistons—1/2-13
- ⊗ — Air Fitting—1/2 NPTF or 3/4 NPTF
- ⊗ — Stud—3/4-10

*DO NOT USE WITH FIRESTONE OR TOYO PISTONS



LOGGER SCALE SYSTEMS



VULCAN was the first on-board scale system to incorporate a complete 12-volt, 2-wire electronic system. VULCAN electronics have proven to be reliable in even the harshest environments. The 2-wire cabling is easy to repair and inexpensive to replace if damaged. Maintenance time and cost are greatly reduced compared with 4-wire systems.

The VULCAN meter is easy to use, with simple push button adjustments to operate the entire system. It is also equipped with system self-diagnostics to simplify troubleshooting should a problem occur.

The patented VULCAN double-ended shear beam load cells provide superior accuracy and reliability. Their accuracy and light weight, combined with high strength, mean increased payloads.

COMPLETE SCALE SYSTEMS

- 20211-01 Complete Scale System for Log Trucks (10188-05 Load Cells)
- 20211-04 Complete Scale System for Log Trucks (10325-02 Load Cells)
- 20211-86 Complete Scale System for "Jeep" Log Trucks (10386-xx/10325-02 Load Cells)

ELECTRONIC SYSTEMS, COMPONENTS, PARTS . . .

- 20201-02 STD Electronic System for Lodec Replacement (7 pin)
- 20201-04 STD Electronic System (4 pin)
- 10123-04 STD Meter Assembly
- 10124-02 STD Vulcoder for Lodec Replacement (7 pin, 1mV/V, 2 leads)
- 10124-04 STD Vulcoder (4 pin, 2mV/V, 2 leads)
- 10124-05 STD Vulcoder (4 pin, 3mV/V, 1 lead)
- 20209-01 Two-conductor Cable (40 ft. length)

LOAD CELLS, MOUNTING KITS . . .

- 10188-05 STD Load Cell
- 10325-20 V400 Load Cell
- 10386-xx Fifth Wheel Load Cell
- 10408-xx Center Hanger Load Cell
- 10411-01 "Shorty" Load Cell
- 10446-01 Single Point Suspension Load Cell
- 10406-01 Slider Assembly for Holland (includes load cells, slide bracket)
- 10391-01 Deflection Transducer
- 10409-01 Deflection Transducer & Mounting Kit
- 20197-02 Mounting Kit (for 10188-xx, 10325-xx, 10411-xx)
- 20197-04 Mounting Kit (for 10386-xx)
- 10412-01 Holland Slide Bracket
- 20397-01 Quick Change Bracket for Simplex (bolts to 10188-xx, 10325-xx)
- 20432-01 Quick Change Bracket for Holland (bolts to 10188-xx, 10325-xx)
- 10413-01 Transducer Mounting Kit



V300 SERIES METER

DESCRIPTION:

The Vulcan V300 Series meters display individual axle group weights (up to four channels) and the total weight. The meter display can be fixed on any single channel, group of channels, or automatically cycled through all active channels. Cycle times are user adjustable from 1 to 9 seconds. Diagnostic menu selections and an extensive set of help codes assists the user to quickly and easily identify and correct a problem if it occurs. New capabilities allow the meter to diagnose a problem with an individual load cell.

The V300 Series meter uses the new Vulcan Single Line (VSL) technology to minimize truck and trailer wiring for the best reliability. A V300 Series meter can immediately identify and read the weight from any other VSL equipped truck or trailer.

SPECIFICATION:

- DISPLAY:** LED, variable brightness
0.6" high characters
- CYCLE SPEED:** Variable, 1-9 seconds
- SIZE:** 8.0" W x 1.25" D x 3.5" H (including mounting bracket)
- RESOLUTION:** 10, 20, 50, 100 or 200 lb or kg increments
- VOLTAGE REQUIRED:** 12 Vdc (10.5 to 15 Vdc)
- CURRENT DRAW:** Less than 1 amp
- PROTECTION:** Inline, 1 amp fast acting fuses and reverse voltage protection
- WEIGHT:** Less than 12 oz (including mounting bracket)

VSL VULCODER

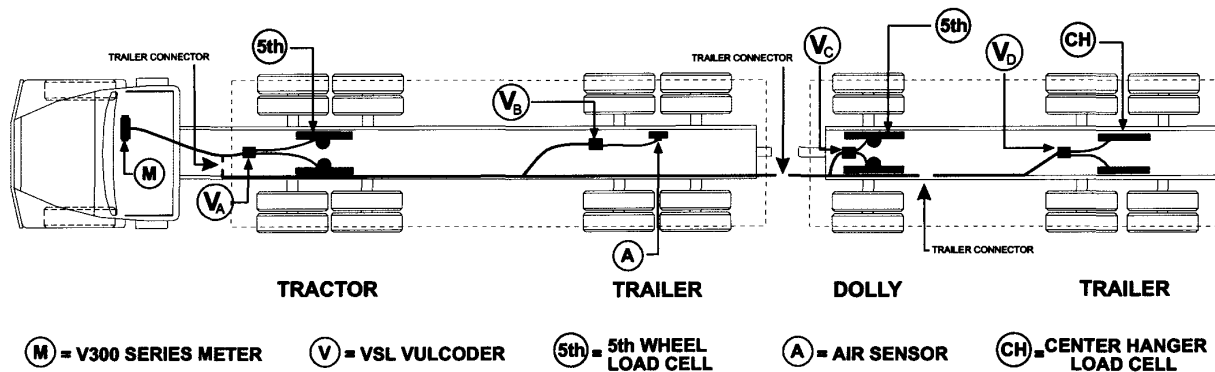
DESCRIPTION:

The VSL Vulcoder receives the analog voltage signal from the load cells or pressure sensors. A microprocessor inside the Vulcoder then calculates the weight based on the calibration values stored in its memory. When the meter requests weight from a channel, the proper Vulcoder will respond and send the weight information back to the meter. All VSL Vulcoders connect to the same two wire line. Any VSL equipped trailer can be plugged into any truck with a V300 Series meter and be immediately identified and read properly.

SPECIFICATION:

- SIZE:** 5.0" L x 2.5" W x 1.5" H (one and two lead vulcoders)
- 2-WIRE COMMUNICATION CABLE:** Vulcan designed special cable, urethane jacketed, remains flexible in cold weather,
- 4-WIRE SENSOR CABLE:** Vulcan designed special shielded cable, polyurethane jacketed, 4-conductor
- ELECTRONICS:** Environmentally sealed

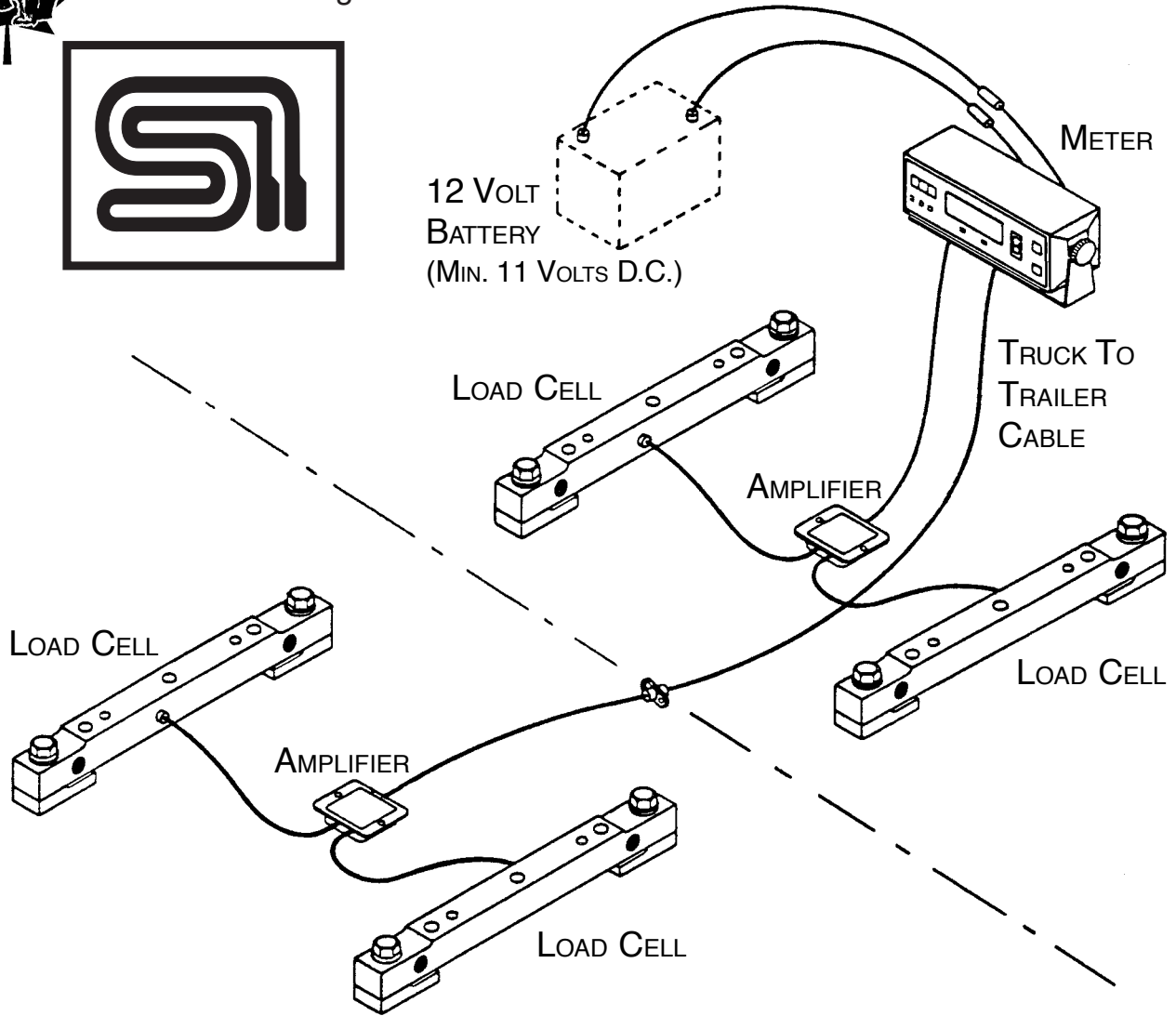

FOUR CHANNEL TRACTOR / TRAILER EXAMPLE



	2-Channel: VSL	4-Channel: VSL	2-Channel V200
Power Cable:	53-20199-007	53-20199-007	53-20199-001
Meter:	M32A	M34A	M01
Truck Cable			C01
Truck-Trailer Cable	C04	C04	C04
Vulcoder	V23	V23	V03
Reach Cable	C12	C12	C12



METER POWER CABLE



LOAD CELL OPERATIONS

	HEAVY DUTY BENDING BEAM LOAD CELLS	HEAVY DUTY SHEAR BEAM LOAD CELLS	HEAVY DUTY WELD ON LOAD CELLS	FIFTH WHEEL LOAD CELLS
PART NO.:	D00627-1	D00755-25	D00569-1	D00044-5
MATERIAL:	SAE 4340 FOR LOAD CELLS; ASTM A-514 FOR BEARING PLATES	SAE 4340 FOR LOAD CELLS; ASTM A-514 FOR BEARING PLATES		
WEIGHT:	21.8 kgs. (WITH BEARING PLATES & BOLTS) 48 lbs. (WITH BEARING PLATES & BOLTS)	20.9 kgs. (WITH BEARING PLATES & BOLTS) 46 lbs. (WITH BEARING PLATES & BOLTS)		
SIZE:	711 mm. LONG 28 INCHES LONG	660 mm. LONG 26 INCHES LONG		
OUTPUT:	1.59 mV/V @ 18,000 kgs. 1.59 mV/V @ 40,000 lbs.	1.75 mV/V @ 18,000 kgs. 1.75 mV/V @ 40,000 lbs.		
IMPEDANCE:	350 Ohm ± 1.0 Ohm	350 Ohm ± 1.0 Ohm	350 Ohm ± 1.0 Ohm	350 Ohm ± 1.0 Ohm

METER OPERATIONS

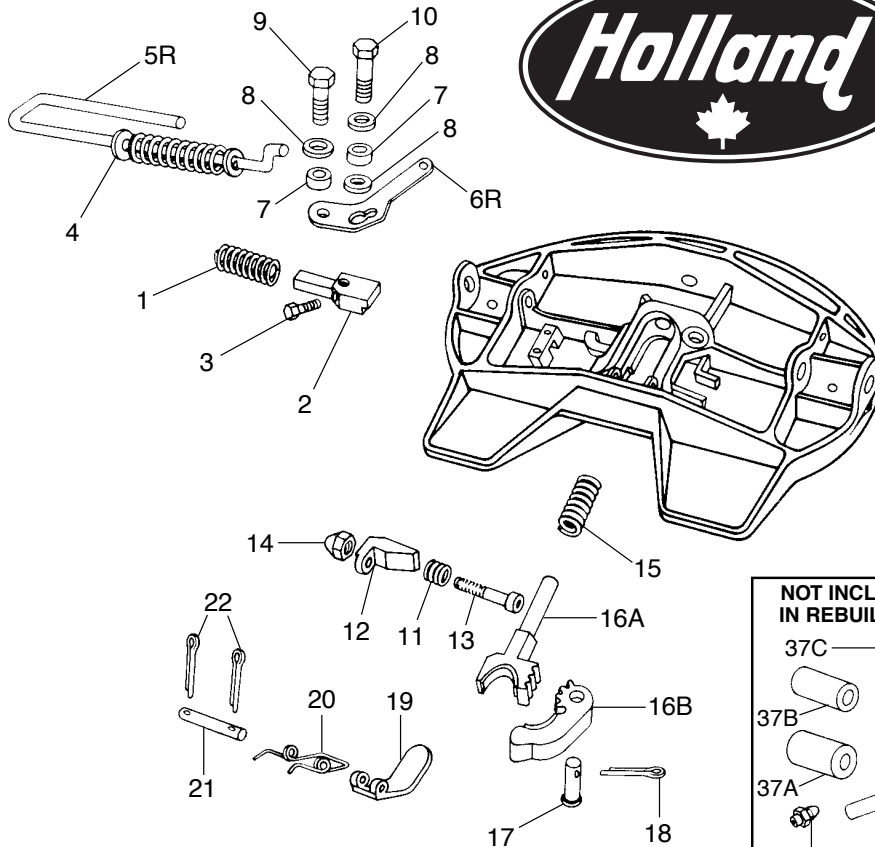
	METER MODEL 9100	METER MODEL 100M 12 VOLT	METER MODEL 100M
METER PART NUMBER:	D00630-1	D00557-1	D00422-1
CHANNELS:	TWO OR FOUR	TWO	TWO
POWER CABLE:	B00276-1	B00276-1	B00276-1
TRUCK - TRANS/AMP PART NUMBER:	C00152-1		
TRUCK - CABLE PART NUMBER:	B00451-1	D00387-1	D00387-1
TRUCK/TRAILER - CABLE PART NUMBER:	B00450-1	B00450-1	B00270-1
TRAILER - TRANS/AMP PART NUMBER:	C00152-1	D00573-5	D00386-8
TRAILER - CABLE PART NUMBER:	B00503-50	B00503-50	B00277-1



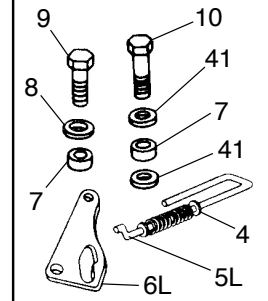
- **5TH WHEEL**
- **KINGPIN**
- **LANDING GEAR**
- **TURN TABLE**



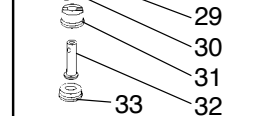
TOP PLATES (XA-2009 SERIES)



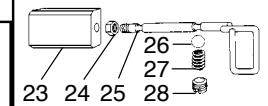
FOR LEFT HAND REL.



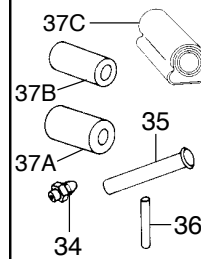
MODELS EQUIPPED with LOCK PIN BUSHINGS



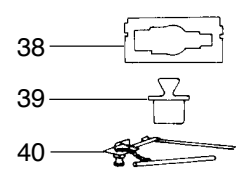
MODELS EQUIPPED with SECONDARY LOCK



NOT INCLUDED IN REBUILD KIT



ACCESSORIES

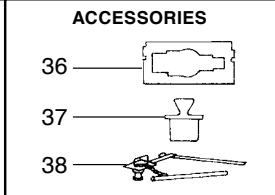
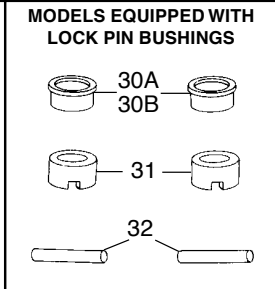
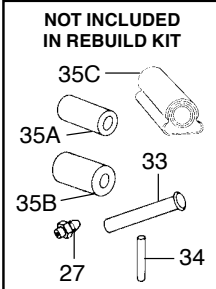
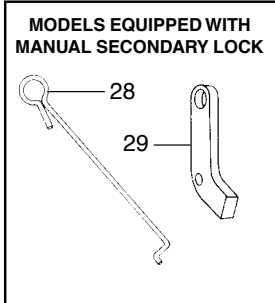
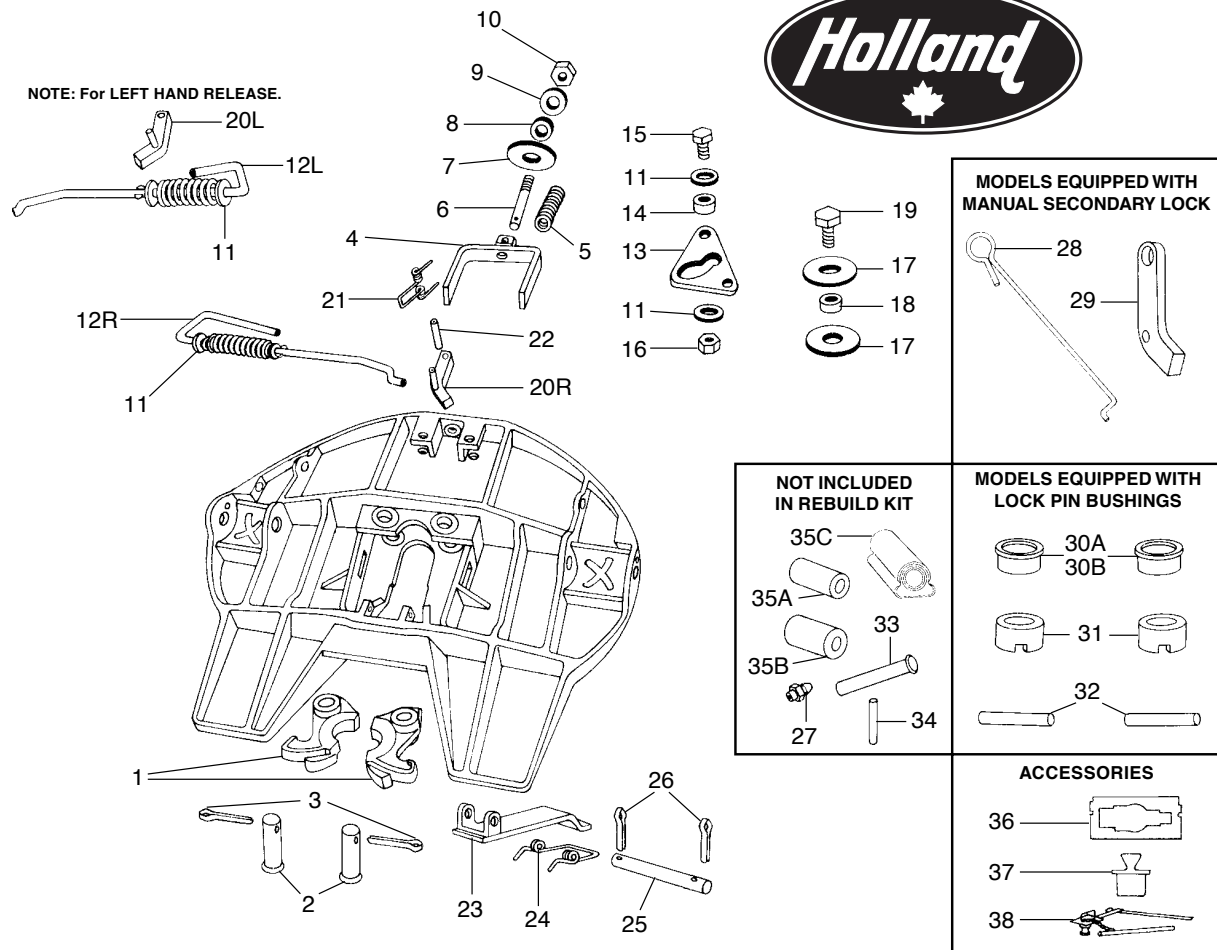


ITEM	PART NUMBER	PART DESCRIPTION	QTY.	ITEM	PART NUMBER	PART DESCRIPTION	QTY.
1	XB-1007 (Red)	COMP. SPRING 1 5/8" O.D. X 5"	1	19	XA-1621	LOCK GUARD	1
2	XA-1119	PLUNGER	1	20	XB-1044	TORSION SPRING	1
2	XB-15	SET SCREW	1	21	XA-1055	PIN	1
4	XB-T-49	PLAIN WASHER 1/2"	1	22	XB-16	COTTER PIN 1/8" X 1"	2
5L	RK-1117-1L	LEFT HAND RELEASE HANDLE (Item No. (4) must be installed on handle for complete assy).	1	*23	XA-1668	SAFETY LOCK BLOCK	1
5R	RK-1117-1	RIGHT HAND RELEASE HANDLE (Item No. (4) must be installed on handle for complete assy).	1	*24	XB-NRJ-34-F	JAM NUT	1
6L	XA-1118-2-L	LEFT HAND CAM PLATE	1	*25	XA-1674	SAFETY RELEASE ARM	1
6R	XA-1118-1	RIGHT HAND CAM PLATE	1	*26	XB-V-919	1/2" DIAMETER STEEL ARM	1
7	XA-1029	ROLLER	2	*27	XB-V-932	COMPRESSION SPRING	1
8	XB-1030	(For right hand) WASHER (For left hand) WASHER	3	*28	XB-V-1025	SET SCREW 5/8" - 18	1
9	XB-2083	HEX HD. SCREW 1/2" - 20 X 1 3/4" WITH LOCKING PATCH. Packaged as RK-2083-K with 1 P/N (8).	1	**29	XB-767-C	GREASE FITTING	1
10	XB-1031	1/2" - 20 X 2" HEX. HD. CAP SCREW	1	**30	XB-21-S-250-1875	ROLL PIN	1
11	XB-403	SPRING	1	**31	XA-279	LOCK PIN BUSHING	1
12	XD-3123-1	LOCK ADJUSTING WEDGE	1	**32	XA-1016-C	HINGED LOCK PIN	1
13	XB-2001	5/8" - 11 X 3 3/4" SOC. HD. SCREW	1	**33	XA-278	LOCK PIN BUSHING	1
14	XB-HNH-58-C	5/8 - 11 LOCK NUT	1	*34	HB-H-38	GREASE FITTING	2
15	XB-1006 (Green)	COMP. SPRING 1 1/4" O.D. X 5"	1	*35	XA-2016	BRACKET PIN	2
16	XA-1102	LOCK SET	1	*36	XB-21-S-375-1750	ROLLPIN	2
17	XA-1016	HINGED LOCK PIN	1	*37A	XB-1604-5	RUBBER BUSHING (For Fifth Wheels Mfd. Prior to 5/1/82).	2
18	XB-5	COTTER PIN 1/4" X 2"	1	*37B	XB-0011-1	RUBBER BUSHING (For Fifth Wheels Mfd. After 5/1/82).	2
				*37C	XB-0011-2	RUBBER BUSHING (For Fifth Wheels Mfd. After 6/1/87).	2
				*38	TF-0110	KINGPIN GAGE	1
				*39	TF-0237	2" PLUG	1
				*40	TF-TLN-1000	KINGPIN LOCK TESTER	1
				41	XB-02846	WASHER (left hand only)	2

* NOT INCLUDED IN BEBUILD KIT



TOP PLATES (XA-3501 & XA-3601 SERIES)



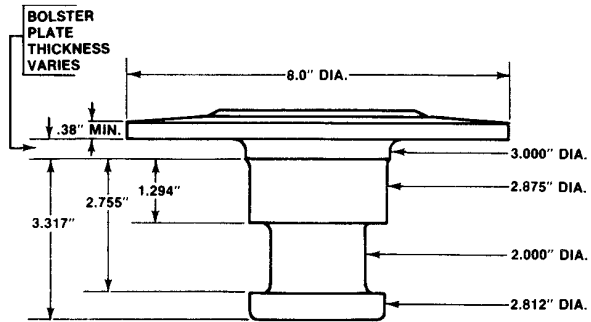
ITEM	PART NUMBER	PART DESCRIPTION	QTY.	ITEM	PART NUMBER	PART DESCRIPTION	QTY.
1	XA-1704	LOCK JAWS	1	20R	XA-3542-R	SECONDARY LOCK, RIGHT HAND	1
2	XA1313	LOCK PIN	2	21	XB-2149	TORSION SPRING	1
3	XB-5	COTTER PIN 1/4" X 2"	2	22	XB-21-S-500-2750	ROLLPIN	1
4	XA-1703	YOKE SUB-ASSY.	1	23	XA-3514	LOCK GUARD	1
5	XB-1505	SPRING	1	24	XB-1044	TORSION SPRING	1
6	XA-1706	YOKE SHAFT	1	25	XA-1055	PIN	1
7	XB-02312	LOCK ADJUSTMENT TAG	1	26	XB-16	COTTER PIN 1/8" X 1"	2
8	XB-1127	RUBBER BLOCK	1	*27	XB-H-38	GREASE ZERK	2
9	XB-PW-1316-112	WASHER 1/2" O.D. X 13/16" I.D.	1	28	XA-3542-M	MAN. SECONDARY LOCK HANDLE	1
10	XB-HNH-34-F	LOCK NUT 3/4" - 16	1	29	XA-3528	MANUAL SECONDARY LOCK	1
11	XB-T-49	WASHER 1 3/4" O.D. X 9/16" I.D.	3	30A	XA-01241	LOCK PIN BUSHING (XA-3501)	2
12L	RK-1707-M	LEFT HAND RELEASE HANDLE SUB-ASSY. [Part No. (11) must be installed on handle for complete assembly].	1	*30B	XA-02594	LOCK PIN BUSHING (XA-3601)	2
12R	RK-1707-6	RIGHT HAND RELEASE HANDLE SUB-ASSY. [Part No. (11) must be installed on handle for complete assembly].	1	31	XA-01242	LOCK PIN BUSHING	2
13	XA-1705	CAM PLATE	1	32	XB-21-S-250-1875	ROLLPIN - MUST be used with Part No. (2) when fifth wheel is equipped with lock pin bushings	2
14	XA-1029	ROLLER	1	*33	XA-2016	BRACKET PIN	2
15	XB-2083	BOLT 1/2" - 20 X 1 3/4"	1	*34	XB-21-S-375-1750	ROLLPIN	2
16	XB-T-69-A	LOCK NUT 1/2" - 20	1	*35A	XB-1604-5	RUBBER BUSHING (For Fifth Wheels Mfd. Prior to 5/1/82).	2
17	XB-1030-1	WASHER	2	*35B	XB-0011-1	RUBBER BUSHING (For Fifth Wheels Mfd. After 5/1/82).	2
18	XA-1507	ROLLER	1	*35C	XB-0011-2	RUBBER BUSHING (For Fifth Wheels Mfd. After 6/1/87).	2
19	XB-CX-58-F-134	BOLT 5/8" - 18 X 1 3/4"	1	*36	TF-0110	KINPIN GAGE	1
20L	XA-3542-L	SECONDARY LOCK, LEFT HAND	1	*37	TF-0237	2" PLUG	1
				*38	TF-TLN-1000	KINPIN LOCK TESTER	1

* NOT INCLUDED IN BEBUILD KIT



FIFTH WHEEL KINGPINS

MODEL	BOLSTER PLT. THICKNESS	HOLES
KP-T-809-CF	.25"	NO
KP-T-809-EF	.31"	NO
KP-T-809-F	.38"	NO
KP-T-809-BF	.50"	NO
KP-T-809-C	.25"	8 Equally Spaced .53" Holes on 6.75" Diameter
KP-T-809-E	.31"	
KP-T-809	.38"	
KP-T-809-B	.50"	

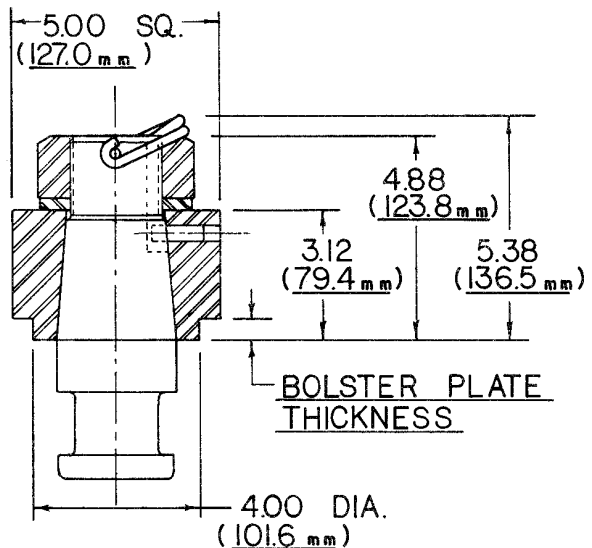


KP - T - 809
2" SAE KINGPIN
HIGH STRENGTH 8630 STEEL



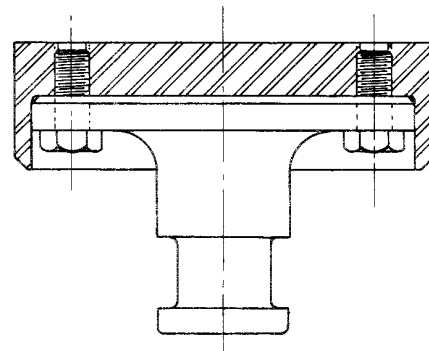
REMOVEABLE KINGPINS

2 INCH KINGPIN WITH HOUSING	HOUSING WITH PLUG	BOLSTER PLATE
KP-0427	KP-0438	0.25"
KP-0428	KP-0439	0.31"
KP-0412	KP-0440	0.38"
KP-0429	KP-0441	0.50"



REPLACEABLE KINGPINS

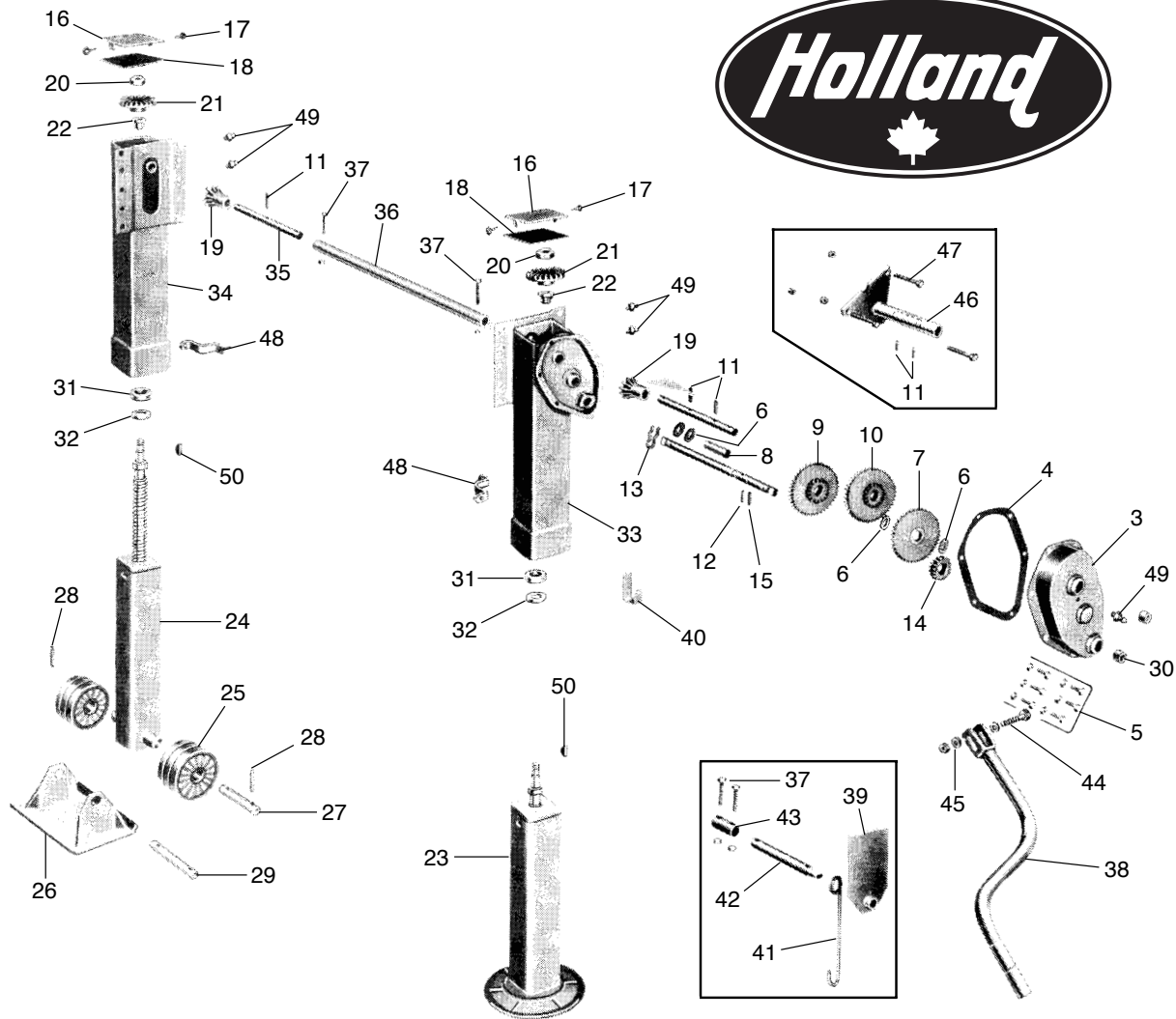
2 INCH KINGPIN WITH HOUSING	B BOLSTER PLATE	A COUNTER BORE
KP-0880	1/4"	1-9/16"
KP-0881	5/16"	1-1/2"
KP-0882	3/8"	1-7/16"
KP-0883	1/2"	1-5/16"



SAE 2.00 - (50.8 mm) KING PIN



MARK V - LANDING GEAR



ITEM	PART NUMBER	PART DESCRIPTION	2-SPEED SIDE	SINGLE SPEED SIDE	ITEM	PART NUMBER	PART DESCRIPTION	2-SPEED SIDE	SINGLE SPEED SIDE
1	V-1919	CRANKSHAFT	1		29	V-1901-1	AXLE (Skid Foot Models)	1	1
2	V-1918	DRIVE GEAR SHAFT (2 speed)	1		30	V-851	BUSHING	7	2
3	V-1920	GEAR BOX COVER ASSY.	1		31	V-647	THRUST BEARING	1	1
4	V-1926	GEAR BOX GASKET	1		32	V-1913	THRUST WASHER	1	1
5	3103	LOCKNUT	6		33	V-1925-0 thru -5	2-SPEED OUTER LEG	1	
	CX-14-28F-58	BOLT	6		34	V-1950-0 thru -5	SINGLE SPEED OUTER LEG		1
6	H-36	SHIMS	4 & up		35	V-1939	DRIVE GEAR SHAFT (Single Speed)		1
7	V-1927	IDLER GEAR	1		36	V-1910-TAB	CROSS SHAFT (Specify Frame Width)		1
8	V-1957	IDLER GEAR SHAFT	1		37	V-444-1	HEX HD. BOLT 3/8" - 16 X 1 3/4"	1	1
9	V-1928-1	STEP GEAR (Undrilled)	1		338		HEX HD. JAM NUT 3/8" - 16	1	1
10	V-1928	STEP GEAR (Drilled)	1		38	V-90-0	TUBULAR CRANK (Std.)	1	
11	21-S-375-1500	ROLLED PINS 3/8" X 1 1/2" (Spiral)	2	1		V-90-2	TUBULAR CRANK (Extra long) (Opt.)	1	
12	21-S-218-1250	ROLLED PIN 7/32" X 1 1/4" (Spiral)	1		39	V-971	CRANKSHAFT BRACKET (Optional)	1	
13	V-1949	SHIFTER SPRING	1		40	V-1914	CRANK HOLDER (Std.)	1	
14	V-1929	SHIFTER GEAR	1		41	V-1915	CRANK HOLDER (Opt.)	1	
15	CRP-V-1917	PIN 3/8" X 1 7/16"	1		42	V-1916	EXTENSION SHAFT (Long) (Opt.)	1	
16	V-1966-2	METAL LEG COVER	1	1		V-1916-1	EXTENSION SHAFT (Short) (Opt.)	1	
17	MSR-316-C-500	SELF TAPPING SCREW	2	2	43	V-630-2	CRANKSHAFT COUPLING (Opt.)	1	
18	V-1966	GASKET	1	1	44	H-332	HEX HEAD BOLT 3/8" - 16 X 3"	1	
19	V-1961	BEVEL PINION (11 teeth)	1	1	338		LOCKNUT 3/8" 16	1	
20	FW-25	HEX JAM NUT 1" - 14	1	1	45	1108	WASHER	2	
21	V-1962	BEVEL GEAR (22 teeth)	1	1	46	V-1912-1	EXTENSION BRACKET (Long) (Opt.)	1	
22	V-643-A2	POLYETHYLENE BUSHING	1	1		V-1912-2	EXTENSION BRACKET (Short) (Opt.)	1	
23	V-1960-A-0 thru -5	INNER LEG & SCREW ASSY. (001 Series)	1	1	47	140	HEX HD. BOLT 1/4" - 28 X 2 1/2" (Opt.)	3	
24	V-1963-A-0 thru -5	INNER LEG & SCREW ASSY. (-103 & -105)	1	1		3103	LOCKNUT (Opt.)	3	
25	V-747	WHEEL (3 1/2" X 9")	2	2	48	V-1938	BRACE BAR	1	1
26	V-796-B1	SKID FOOT (-105 Models)	1	1	49	767	GREASE FITTING	3	2
27	V-1901-2	AXLE (Wheel Models)	1	1	50	H-32-2	WOODRUFF KEY 1/4" X 1" (Heat Treated)	1	1
28	21-S-375-3000	ROLLED PIN 3/8" X 3" (Wheel Models)	2	2					



Rotek®

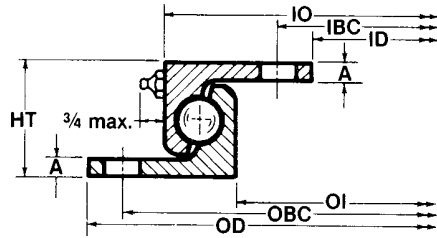
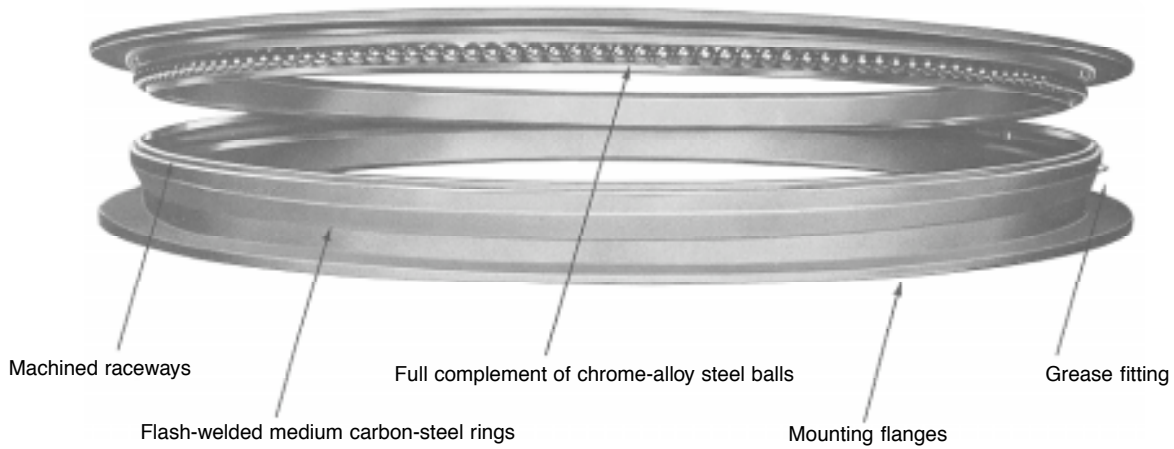


Fig. 1

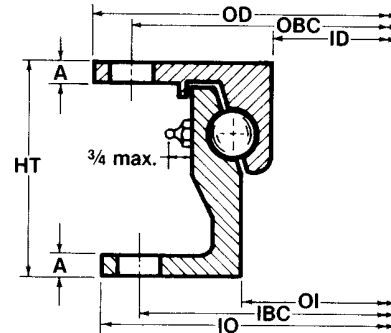


Fig. 2

	Model No. less mtg. holes	Model No. with mtg. holes	Wt. (lbs.)	Outline Dimensions (inches)					Mounting Holes *			No. of holes per race	Thrust Capacity (lb.)	
				OD	ID	IO	OI	HT	A	OBC (in.)	IBC (in.)		DIA (in.)	Fifth Wheel
Figure 1	M4-12P4	M4-12P4Z	24	15.9	9.3	13.6	11.6	1.65	.32	14.75	10.25	9/16	6	1,650
	M4-16P4	M4-16P4Z	33	19.8	13.2	17.6	15.5	1.65	.32	18.63	14.13	9/16	6	1,980
	M4-22P4	M4-22P4Z	44	25.7	19.1	23.5	21.4	1.65	.32	24.63	20.00	9/16	6	3,300
	M4-26P4	M4-26P4Z	51	29.7	23.1	27.4	25.4	1.65	.32	28.50	24.00	9/16	8	3,960
	M4-30P4	M4-30P4Z	60	33.6	27.0	31.3	29.3	1.65	.32	32.50	28.00	9/16	8	5,280
	M4-34P4	M4-34P4Z	66	37.6	30.9	35.3	33.2	1.65	.32	36.38	31.88	9/16	8	6,600
	M4-38P4	M4-38P4Z	75	41.5	34.9	39.2	37.2	1.65	.32	40.25	35.75	9/16	8	7,920
	M5-16P1	M5-16P1Z	40	19.6	12.4	17.1	15.0	1.9	.32	18.50	13.50	9/16	8	3,960
	M5-22P1	M5-22P1Z	50	25.6	18.3	23.0	20.9	1.9	.32	24.50	19.50	9/16	8	5,500
	M5-26P1	M5-26P1Z	60	29.5	22.2	26.9	24.8	1.9	.32	28.38	23.50	9/16	8	6,600
	M5-30P1	M5-30P1Z	70	33.5	26.2	30.9	28.8	1.9	.32	32.38	27.25	9/16	8	7,700
M5-34P1	M5-34P1Z	75	37.4	30.1	34.8	32.7	1.9	.32	36.25	31.13	9/16	8	8,800	
M5-38P1	M5-38P1Z	85	41.3	34.1	38.7	36.7	1.9	.32	40.13	35.13	9/16	8	9,900	
	Tolerances			+0.313	+0.125									
				-0.200	-0.313	±0.125	±0.080	±0.125	±0.063	±0.012	±0.012			
Figure 2	M5-31P1	M5-31P1Z	95	35.2	30.0	34.6	30.8	3.2	.35	34.00	33.5	9/16	8	15,400
	M5-36P1	M5-36P1Z	110	40.0	34.7	39.4	35.6	3.15	.35	38.75	38.25	9/16	8	18,000
	M5-40P1	M5-40P1Z	125	43.5	38.3	42.9	39.1	3.2	.35	42.38	41.75	9/16	8	19,800
	M6-35P1	M6-35P1Z	145	39.7	33.9	39.4	34.8	3.5	.39	38.38	38.00	9/16	8	22,000
	M6-39P1	M6-39P1Z	165	43.6	37.8	43.3	38.8	3.5	.39	42.25	41.75	11/16	8	26,400
	M7-39P1	M7-39P1Z	163	43.6	37.7	43.3	38.9	3.5	.39	42.25	41.75	11/16	12	30,800
	M7-42P1	M7-42P1Z	174	47.6	41.6	47.2	42.8	3.5	.39	46.25	45.75	11/16	12	35,200
	Tolerances			+0.313		0.31								
				-0.125	±0.080	-0.125	±0.080	±0.125	±0.063	±0.012	±0.012			

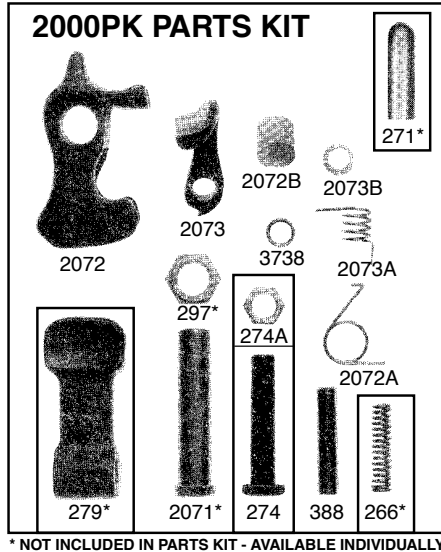
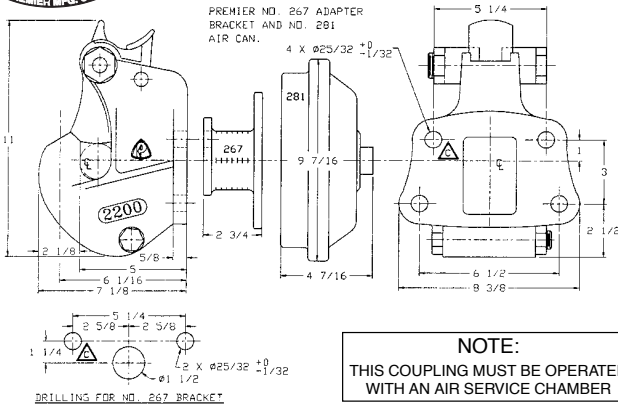
* Note: Standard Series 1000 bearings furnished without mounting holes. For bearings complete with mounting holes, add suffix "Z" to model number. Example: Model M4-12P4 complete with mounting holes becomes Model M4-12P4Z. There are 4 fittings, approximately equally spaced, that press-fit into a 1/4-inch diameter hole.



HITCHES




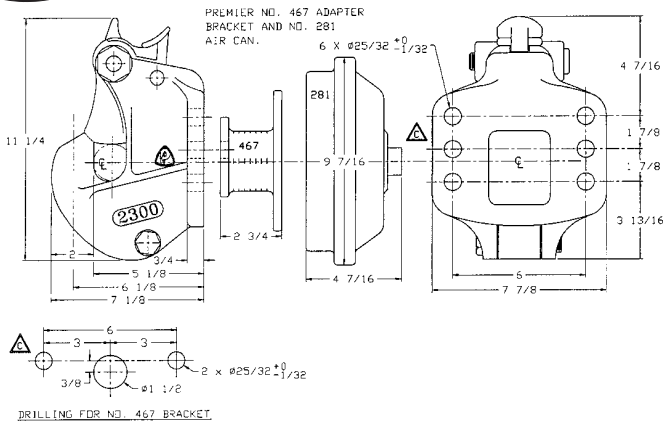
2200 COUPLING



LOAD CAPACITY: HORIZONTAL= 100,000 LBS VERTICAL= 60,000 LBS WEIGHT= 29.8 LBS



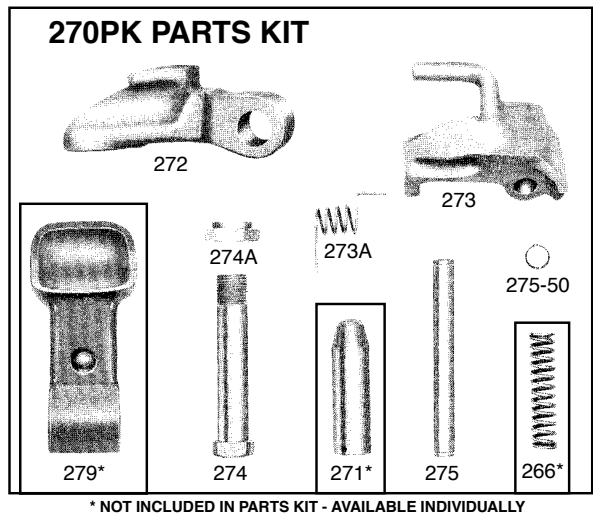
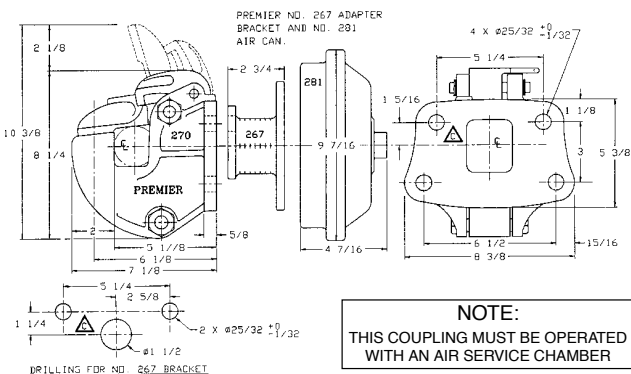
2300 COUPLING



LOAD CAPACITY: HORIZONTAL= 100,000 LBS VERTICAL= 60,000 LBS WEIGHT= 30.3 LBS



270 COUPLING



LOAD CAPACITY: HORIZONTAL= 90,000 LBS WEIGHT= 26 LBS USES 2 3/8" I.D. EYE



PH-16-B DUPLIX HITCH



CAPACITY - PINTLE HOOK:
3,000 lbs. maximum Vertical Load
16,000 lbs. Maximum Gross Trailer Weight

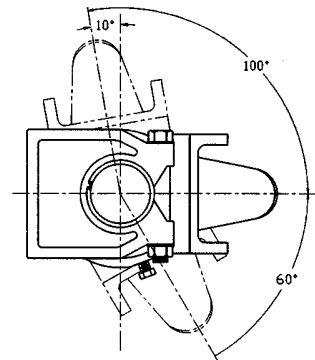
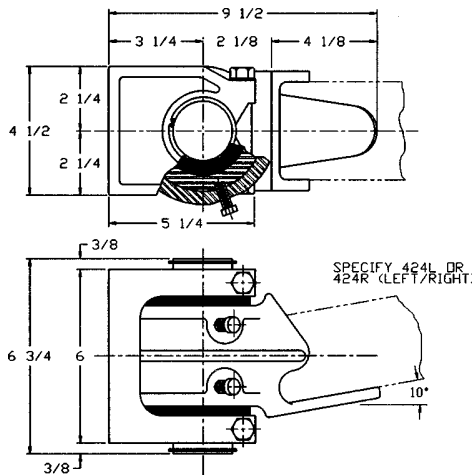
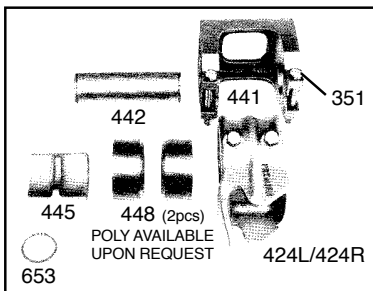
CAPACITY - 2" BALL HITCH:
10,000 lbs. Maximum Gross Trailer Weight
Meets SAE J684 Class 4 Standards in a 2" Ball

DESCRIPTION:
Rigid Type Pintle Hook/2" Ball Hitch. Wt. 10 lbs.

DRAWBAR EYE DIMENSIONS:
2" to 3" I.D. with 1 1/4" to 1 5/8" Diameter Section.

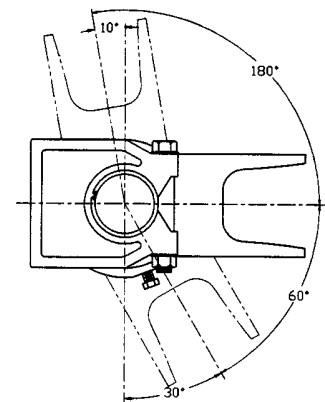
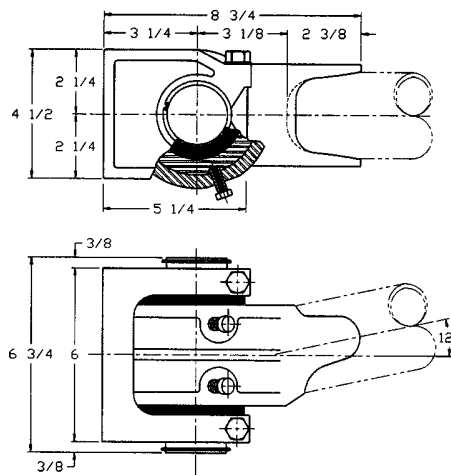
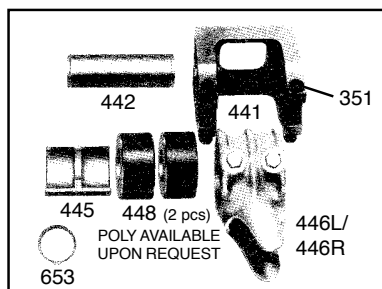


440 HINGE ASSEMBLY



Load Capacity = 100,000 lbs. per pair.
Weight = 50 lbs. per pair.
Polyurethane or Rubber Bushed for 3" channel or 3" square tubing.

450 HINGE ASSEMBLY



Load Capacity = 100,000 lbs. per pair.
Weight = 45 lbs. per pair.
Polyurethane or Rubber Bushed for 2 1/2" O.D. tubing.

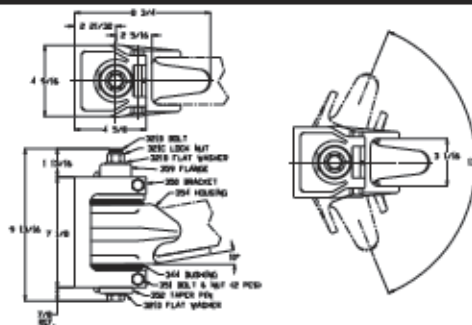



Hinge Assemblies

320 / 320A Hinge Assembly

Accepts 3 in. (76 mm) standard channel or square tubing.

344 Rubber Bushings standard, 344A Poly optional (320A)



SPECIFICATIONS

Max. Gross Trailer Weight (pair): 100,000 lbs. (45,359 kg)
Unit Weight (pair): 51.2 lbs. (23.2 kg)

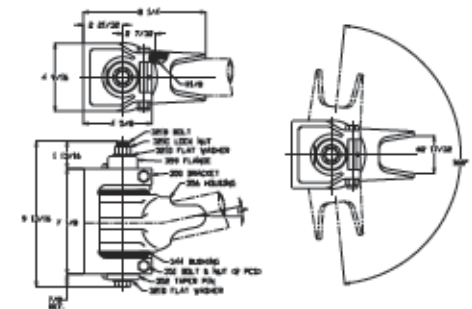

Bushing Replacement: 344 (Rubber) or 344A (Poly)
Outside Diameter: 3 1/2 in. (89 mm)
Length: 4 1/2 in. (114 mm)



330 / 330A Hinge Assembly

Accepts 2 1/2 in. (64 mm) round tubing.

344 Rubber Bushings standard, 344A Poly optional (330A)



SPECIFICATIONS

Max. Gross Trailer Weight (pair): 100,000 lbs. (45,359 kg)
Unit Weight (pair): 50.5 lbs. (22.9 kg)

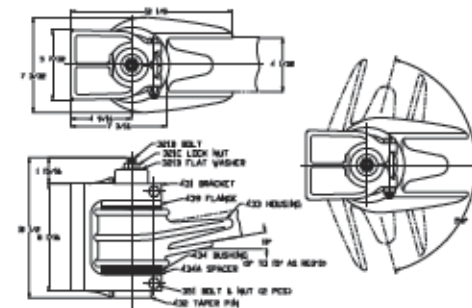
Bushing Replacement: 344 (Rubber) or 344A (Poly)
Outside Diameter: 3 1/2 in. (89 mm)
Length: 4 1/2 in. (114 mm)



430 / 430A Hinge Assembly

Accepts 2 in. x 4 in. (51 mm x 102 mm) rectangular tubing or channel.

434 Rubber Bushings standard, 434B Poly optional (430A)



SPECIFICATIONS

Max. Gross Trailer Weight (pair): 150,000 lbs. (68,038 kg)
Unit Weight (pair): 85 lbs. (38.6 kg)

Bushing Replacement: 434 (Rubber) or 434B (Poly)
Outside Diameter: 4 1/4 in. (108 mm)
Length: 5 in. (127 mm)



IMPORTANT GUIDELINES that apply to all Premier Hinge Assemblies

- Never attempt weld repair of damaged or worn hinge components
- Clean and inspect hinge assemblies for damage or excessive wear before each and every use
- All weld attachments should be performed by a certified welder skilled in structural welding
- The mounting structure the hinges are welded to must be of sufficient strength to withstand load ratings of hinges
- Do not bind-up (jackknife) any application as stresses can cause damage to products or components, resulting in failure and detachment of the trailer while in use



Bolt-On Drawbar Eyes

200 Bolt-On Eye

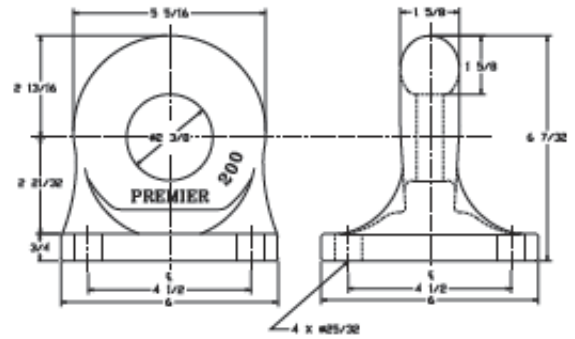
Optional Accessories:

- Bolt Kit 507: Four - 3/4 in. (19 mm) O.D. x 2 3/4 in. (70 mm) long bolts and locknuts



SPECIFICATIONS

Maximum Gross Trailer Weight:	100,000 lbs.	(45,359 kg)
Maximum Tongue Weight:	15,000 lbs.	(6,803 kg)
Inside Diameter:	2 3/8 in.	(60 mm)
Unit Weight:	16 lbs.	(7.3 kg)



200L Bolt-On Eye

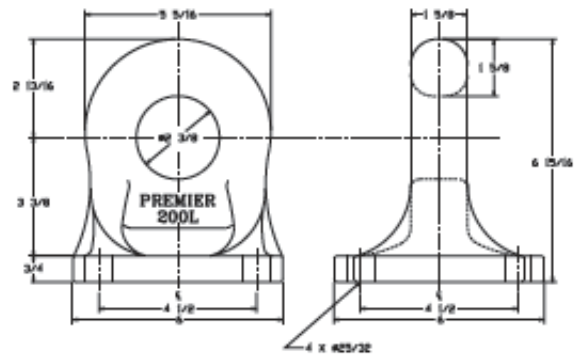
Optional Accessories:

- Bolt Kit 507: Four - 3/4 in. (19 mm) O.D. x 2 3/4 in. (70 mm) long bolts and locknuts



SPECIFICATIONS

Maximum Gross Trailer Weight:	100,000 lbs.	(45,359 kg)
Maximum Tongue Weight:	15,000 lbs.	(6,803 kg)
Inside Diameter:	2 3/8 in.	(60 mm)
Unit Weight:	19.1 lbs.	(8.7 kg)



300 Bolt-On Eye

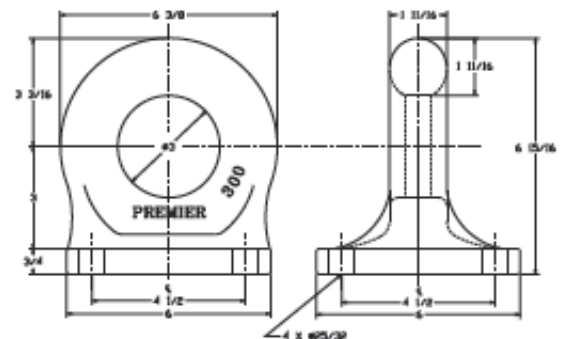
Optional Accessories:

- Bolt Kit 507: Four - 3/4 in. (19 mm) O.D. x 2 3/4 in. (70 mm) long bolts and locknuts



SPECIFICATIONS

Maximum Gross Trailer Weight:	100,000 lbs.	(45,359 kg)
Maximum Tongue Weight:	15,000 lbs.	(6,803 kg)
Inside Diameter:	3 in.	(76 mm)
Unit Weight:	19.5 lbs.	(8.9 kg)



IMPORTANT GUIDELINES that apply to all Premier Bolt-On Drawbar Eyes

- Never attempt weld repair of damaged or worn drawbar eyes
- Air adjusted drawbar eyes must be used with an air service chamber or #500 slack adjuster
- Only Grade-8 fasteners properly torqued should be used when attaching bolt-on drawbar eyes
- Do not apply lubricants to the drawbar eye loop
- Clean and inspect drawbar eyes and eye assemblies for damage or excessive wear frequently
- Structure to which eye is attached must be of sufficient strength to withstand load rating of eye
- Do not bind-up (Jackknife) any application as stresses can cause damage to products or components, resulting in failure and detachment of the trailer while in use



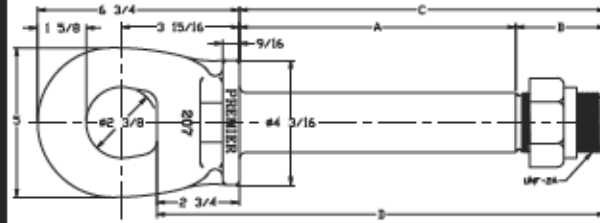
Swivel Drawbar Eyes

207 Swivel Eye

See pages for Front End Assemblies.

- Parts Included:**
 - 416 / *416K Locknut
 - 208 / *208SPL Snap Ring

*For use with 207K, 207KL, 207KSE models only.



Model	A	B	C	D	Shaft	Weight
207L	9 1/4 (235 mm)	3 (76 mm)	12 1/4 (311 mm)	15 (381 mm)	2 (51 mm)	25.3 lbs. (11.5 kg)
197B	8 1/8 (206 mm)	3 (76 mm)	11 1/8 (283 mm)	13 7/8 (352 mm)	2 (51 mm)	24.2 lbs. (11.0 kg)
207SE	10 1/8 (257 mm)	3 (76 mm)	13 1/8 (333 mm)	15 7/8 (402 mm)	2 (51 mm)	26.1 lbs. (11.8 kg)
207K	8 1/8 (206 mm)	3 1/4 (83 mm)	11 3/8 (289 mm)	14 1/2 (365 mm)	2 1/4 (57 mm)	28 lbs. (12.7 kg)
207KSE	10 1/8 (257 mm)	3 1/4 (83 mm)	13 3/8 (343 mm)	16 1/2 (413 mm)	2 1/4 (57 mm)	30 lbs. (13.6 kg)
207KL	9 1/4 (235 mm)	3 1/4 (83 mm)	12 1/2 (318 mm)	15 1/4 (387 mm)	2 1/4 (57 mm)	29 lbs. (13.2 kg)
207SPL	As Specified					

SPECIFICATIONS

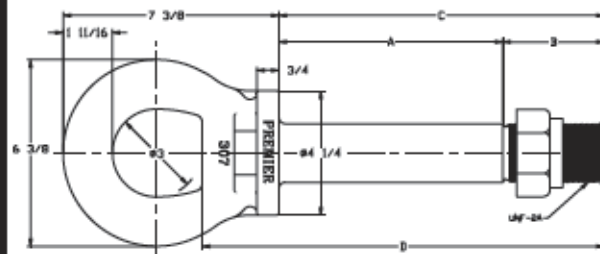
Maximum Gross Trailer Weight:	90,000 lbs.	(40,823 kg)
Maximum Tongue Weight:	2,500 lbs.	(1,133 kg)
Inside Diameter:	2 3/8 in.	(60 mm)
Unit Weight:	See chart	

307 Swivel Eye

See pages for Front End Assemblies.

- Parts Included:**
 - 416 / *416K Locknut
 - 208 / *208SPL Snap Ring

*For use with 307K, 307KL, 307KSE models only.



Model	A	B	C	D	Shaft	Weight
297L	9 1/4 (235 mm)	3 (76 mm)	12 1/4 (311 mm)	15 (381 mm)	2 (51 mm)	29 lbs. (13.2 kg)
197B	8 1/8 (206 mm)	3 (76 mm)	11 1/8 (283 mm)	13 7/8 (352 mm)	2 (51 mm)	28 lbs. (12.7 kg)
207SE	10 1/8 (257 mm)	3 (76 mm)	13 1/8 (333 mm)	15 7/8 (402 mm)	2 (51 mm)	30 lbs. (13.6 kg)
207K	8 1/8 (206 mm)	3 1/4 (83 mm)	11 3/8 (289 mm)	14 1/2 (365 mm)	2 1/4 (57 mm)	32 lbs. (14.5 kg)
207KSE	10 1/8 (257 mm)	3 1/4 (83 mm)	13 3/8 (343 mm)	16 1/2 (413 mm)	2 1/4 (57 mm)	34 lbs. (15.4 kg)
207KL	9 1/4 (235 mm)	3 1/4 (83 mm)	12 1/2 (318 mm)	15 1/4 (387 mm)	2 1/4 (57 mm)	32 lbs. (15.0 kg)
207SPL	As Specified					

SPECIFICATIONS

Maximum Gross Trailer Weight:	150,000 lbs.	(68,038 kg)
Maximum Tongue Weight:	2,500 lbs.	(1,133 kg)
Inside Diameter:	3 in.	(76 mm)
Unit Weight:	See chart	

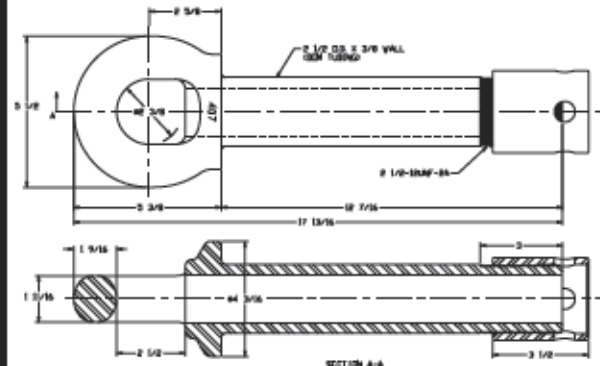
407SE Swivel Eye

*Silver Eagle replacement (#1171)

See page for Front End Assemblies.

- Parts Included:**
 - 421 Sleeve Nut, Nut must be secured by installer (wire tied, etc.)

*Silver Eagle is a registered trademark of Silver Eagle Co.



SPECIFICATIONS

Maximum Gross Trailer Weight:	100,000 lbs.	(45,359 kg)
Maximum Tongue Weight:	3,900 lbs.	(1,769 kg)
Inside Diameter:	2 3/8 in.	(60 mm)
Unit Weight:	19.5 lbs.	(8.8 kg)

IMPORTANT GUIDELINES that apply to all Premier Swivel Drawbar Eyes

- Never attempt weld repair of damaged or worn drawbar eyes
- Never attempt to use a swivel-type drawbar eye with a swivel-type coupling
- Air adjusted drawbar eyes must be used with an air service chamber or #500 slack adjuster
- Do not apply lubricants to the drawbar eye loop
- Clean and inspect drawbar eyes and eye assemblies for damage or excessive wear before

- each and every use
- Assembly to which eye is attached must be of sufficient strength to withstand load rating of eye
- Do not bind-up (Jackknife) any application as stresses can cause damage to products or components, resulting in failure and detachment of the trailer while in use