











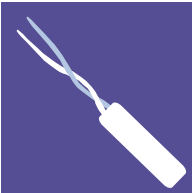
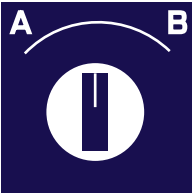
# AVE


---

AMERICAN VIDEO EQUIPMENT

## Product Catalog 2009



	<b>Cameras</b> Dome Cameras Page 1 Body Cameras Page 3 Vandal Resistant Page 4 Speciality Cameras Page 5		<b>Video Identification</b> I-Check Page 51
	<b>Digital Video Recorders</b> DR16X Page 7 DR16T Page 9 DR-5000 Page 11 DR-4000/2000 Page 13 DR-3000 Page 15		<b>Monitors</b> 15", 17", 19" Monitors Page 53
	<b>Chain Watch</b> MVDR-4 /10 Page 17 CWXR Software Page 19		<b>Accessories</b> Cables Page 55 Gender Changers Page 55 Isolator Page 55 Hard Drives Page 56 Camera Brackets Page 56
	<b>Cash Register Interface</b> VSI-Pro Page 21 VSI-Pro Max Page 23 P2RS Page 26 RegCom/Hydra Page 27 Compatibility List Page 29		<b>Manufacture Reps</b> USA Page 57 Canada Page 58
	<b>ATM Interface</b> VSSI-Pro Page 37 TCP/IP Page 39		<b>Appendix</b> Glossary Page 59 Notes Page 61
	<b>UTP</b> UTP 1500 Page 41 UTP Hubs Page 42		
	<b>Control Products</b> PiPc-Pro Page 43 TDCT-Pro Page 45 TDT-Pro Page 46 Switchers Page 47 VECA Page 49 VDA 401 Page 50		

**MV-FCD22**

Fixed Color Mini-Dome Camera

**Specifications**

Image Sensor:	1/4" Color CCD
Resolution:	330TVL
Minimum Illumination:	0.8Lux @ F2.0
Number of Total Pixels:	512(H) x 582(V)
Elect. Shut Speed Modes:	Automatic, 1/50 (60)s-1/100000s
Signal-Noise Ratio:	More than 48dB (AGC Off)
Gain Control:	Automatic
White Balance:	Automatic 3200K - 9200K
Backlight Compensation:	Automatic
Video Output:	1Vp-p Composite / 75Ω
Lens:	f3.6mm @F2.0(standard), F2.1, 2.5, 2.9, 6.0, 8.0, 12.0, 16.0m (optional)
Power Supply:	12Vdc
Operating Temperature:	-10° C - +50°C/RH85% or less
Dimensions:	101 (DIA) x 70(H)mm
Weight:	150g

**MV-CC412D**

High Resolution Color Dome Camera

**Specifications**

Image Sensor:	1/3" Super HAD CCD
Resolution:	520TVL
Minimum Illumination:	0.5Lux @ F1.2, 1.0Lux @ F2.0
Number of Total Pixels:	768(H) x 494 (V)
Elect. Shut Speed Modes:	1/50 - 1/100000s
Signal-Noise ratio:	More than 48dB (AGC off)
Gain Control:	Automatic (0 - 26dB)
White Balance:	Automatic (2100K - 8000K)
Backlight Compensation:	Automatic
Auto Iris Control:	Video / DC (switch able)
Video Output:	1Vp-p Composite / 75Ω Unbalanced
Lens:	f4-8mm Auto Iris Verifocal Lens
Power Supply:	12Vdc
Operating Temperature:	-10° C - +45° C
Dimensions:	210(DIA) x 94(H)mm
Weight:	350g

**MV-FCD11**

Super High Resolution Color Dome Camera

**Specifications**

Image Sensor:	1/3" SONY Super HAD CCD
Resolution:	550TVL
Minimum illumination:	0.25Lux @ F1.2
Number of Total Pixels:	811 (H) x 508(V)
Elect. Shut Speed Modes:	Automatic, 1/60 (60)s - 1/00000s
Signal-noise Ratio:	More than 50dB (AGC off)
Gain Control:	Automatic on/off
White Balance:	Automatic AWB
Backlight Compensation:	on/off
Video Output:	1Vp-p Composite / 75Ω
Lens:	f3.8mm - 9.5mm /F1.2 Aspherical Auto Iris Lens 74.2° - 30.0°
Power Supply:	12Vdc
Operating Temperature:	-10°C - +50°C
Dimensions:	118(DIA) x 94(H)mm
Weight:	380g

**MV-MD129DV**

High Resolution Color Dome

**Specifications**

Image Sensor:	1/3" Interline CCD
Resolution:	540 HTVL
Minimum Illumination:	0.65 Lux @ F1.2
Number of Total Pixels:	768(H) x 494(V) approx. 380K pixels
Elec. Shut Speed Modes:	1/50 or 1/60 ~ 1/100000
Signal-Noise Ratio:	50dB
Gain Control:	Automatic
White Balance:	Automatic
Backlight Compensation:	on / off
Iris:	Auto Iris
Video Output:	BNC 75 ohm unbalanced
Lens:	Varifocal
Power Supply:	AC: 24VAC ±20%
Operation Temperature:	14° F - 122° F
Dimensions:	3.74" x 4.72"
Weight:	6.35oz

**MV-RD25DV**

IP66 / NEMA 4 rated Polycarbonate Color Dome

**Specifications**

Image Sensor:	1/3" Interline CCD sensor
Resolution:	500 TVL
Minimum Illumination:	0.65 Lux @F1.2
Number of Total Pixels:	768(H) x 494 (V) approx. 380K pixels
Elec. Shut Speed Modes:	1/50 or 1/60 ~ 1/100000
Signal Noise Ratio:	50 dB
Gain Control:	Automatic
White Balance:	Automatic
Backlight Compensation:	Dip Switch selectable
Iris:	F1.6 ~ 360
Video Output:	1.0Vpp 75 ohm
Lens:	4-9mm F1.6 AI/AF lens
Power Supply:	12VDC±15% only
Operation Temperature:	14° F - 122° F
Dimensions:	3.74" x 4.72"
Weight:	8.35oz



### MV-CC22DV/ MV-CC23DV

Color High Resolution Day/Night Camera  
Low Light Camera



#### Specifications

Image Sensor:	1/3" Format CCD Sensor
Resolution:	540TVL
Minimum Illumination:	0.6 Lux @ F1.2
Number of Total Pixels:	752H x 494V 380K Pixels
Elect. Shut Speed Modes:	1/50 or 1/60 ~ 1/100000
Signal Noise Ratio:	50dB
Gain Control:	Automatic
White Balance:	Auto white balance
Backlight Compensation:	Center Area for Auto-Iris and AES
Video Output:	BNC 75Ohm unbalanced
Lens:	Optional
Power Supply:	12VDC
Operation Temperature:	-4° F to 122° F
Dimensions:	5.25L" x 2.65" W x 2.30" H

### MV-BC22DV /MV-BC23DV

Color High Resolution Day/Night Wide Dynamic



#### Specifications

Image Sensor:	1/3" Format CCD
Resolution:	540 HTVL Equivalent
Minimum Illumination:	.65Lux @ F1.2 Day Mode, 0.25Lux @ F1.2 Night
Number of Total Pixels:	720(H) x 540 (V) approx. 390K Pixels
Elec. Shut Speed Modes:	1/50 or 1/60 ~ 1/100000
Signal Noise Ratio:	50 dB
Gain Control:	Automatic
White Balance:	ATW, MBW, 1-Touch
Backlight Compensation:	6 Area select and level adjustable
Video Output:	1.0Vpp 75 ohm BNC unbalanced
Lens:	optional
Power Supply:	12VDC
Operation Temperature:	-4° F to 122° F
Dimensions:	4.80"L x 2.87"W x 2.48"H

### MV-CC412VF

High Resolution Camera  
With integrated Lens



#### Specifications

Image Sensor:	1/3" Color CCD
Resolution:	480 TVL
Minimum Illumination:	0.5 Lux @F1.6
Number of Total Pixels:	795 (H) x 596 (V)
Elect. Shut. Speed Modes:	AES On:1/50(60sec.~1/100000s AES Off 1/50(60)Sec
Signal-Noise Ratio:	More Than 50dB (AGC OFF)
Gain Control:	On / Off (Switch able)
White Balance:	Automatic
Backlight Compensation:	On / Off (Switch able)
Video Output:	1Vp-p Composite / 75Ω
Lens:	4-8mm
Power Supply:	12Vdc, 12Vdc/24Vac,90~260Vac
Operating Temperature:	-25°C ≈+60°C/RH85% or less
Dimensions:	55(W) x 47(H) x 140(L)mm
Weight:	12Vdc/24Vac: 300g; 90 ~ 260Vac: 350g

**MV-VRVFC1**

Vandal Resistant Varifocal  
Color Dome Camera



Pictured with optional bracket

**Specifications**

Image Sensor:	Sony 1/3" Super HAD CCD
Resolution:	More than 520 TVL
Minimum Illumination:	0.02Lux @ F2.0
Number of Total Pixels:	500 (H) x 582 (V)
Elect. Shut Speed Modes:	1/50~1/100000 sec Auto
Backlight Compensation:	Yes
Signal-Noise Ratio:	More Than 50dB
Video Output:	1Vp-p Composite / 75 Ω
Lens:	f4-8mm Auto Iris Varifocal lens
Power Supply:	12Vdc (+10%)
Power Consumption:	100mA or less
Operating Temperature:	10°C ~+50°C
Dimensions:	163 x 100mm
Weight:	1000g
Scanning System:	2:1 Interlace, 0.45

**MV-DN410DV**

Pressure Cast Aluminum IP67 rated Vandal resistant  
High resolution Day/Night color camera

**Specifications**

Image Sensor:	1/3" 470k Pixels Color
Resolution:	520 TV Lines (Min)
Minimum Illumination:	0.3 Lux / F1.2 (50 IRE, AGC High, DNR High)
Total Number of Pixels:	795 (H) x 596 (V)
Elec. Shutter Speed:	1/50 ~ 1/120,000 sec
S/N Ratio:	50dB (AGC Off)
Gain Control:	Automatic
White balance:	ATW / AWC / Manual
Backlight Compensation:	On / Off
Video Output:	1.0Vp-p/75 ohm Composite
Lens:	DC / Manual
Power Supply:	DC 12V(10~20V)
Operation Temperature:	-4° F to 122° F
Dimensions:	109.60mmL x 140.1mmW x 102mm H

**MV-IV410DV**

Infrared Vandal resistant Color Day/Night dome

**Specifications**

Image Sensor:	1/3" CCD True Day / Night Color CCD
Resolution:	520TVL
Minimum Illumination:	0.3Lux @F1.2
Number of Total Pixels:-	
Elect. Shut Speed Modes:	1/50 or 1/60 ~ 1/100000
Signal Noise Ratio:	50dB
Gain Control:	Automatic
White Balance:	Automatic, One Touch or Manual
Backlight Compensation:	n/a
Video Output:	1.0Vp-p/75 ohm Composite
Lens:	3.3 ~ 12mm F1.2 Aspherical Varifocal lens with DC Auto Iris or Manual Fixed Iris setting
Power Supply:	DC 12V(10-20V) or AC24V(20-28V)
Operation Temperature:	-4° F to 122° F



### MV-CC40WX

Color Waterproof Camera



#### Specifications

Image Sensor:	1/3" Color CCD
Resolution:	350TVL
Number of Total Pixels:	537 (H) x 505 (V)
Elect. Shut Speed Modes:	1/60~1/100000 sec Auto
Video Output:	1Vp-p Composite / 75Ω
Lens:	f4mm
Sensitivity:	0.4 LUX @F2.0
Power Supply:	12Vdc
Power Consumption:	100mA
Operating Temperature:	10°C ≈+50°C
Dimensions:	70.5x60x65mm
Weight:	280g
Scanning System:	2:1 Interface

### MV-CCDN3.6MM6 + MV-CCDN6MM6

Day/Night bullet camera with 6/12 LED's



#### Specifications

Image Sensor:	Sony 1/3" Super HAD CCD
Resolution:	420TVL (B&W) 380 TVL (Color)
Minimum Illumination:	0Lux (IR LED on)
Fixed lens:	3.6mm / 6mm
Number of Total Pixels:	537(H) x 597(V), 537x505
Elect. Shut Speed Modes:	1/60~1/100000 sec Auto 1/50~1/100000 sec Auto
Backlight Compensation:	Yes
Signal-Noise Ratio:	More Than 50dB (AGC OFF)
Video Output:	1Vp-p Composite / 75Ω
Power Supply:	12Vdc (+10%)
Operating Temperature:	10°C~+50°C
Dimensions:	37x37x100mm with sun shield 50x50x90mm with sun shield
Weight:	0.35Kg, 0.4Kg

### MV 6 Stainless Steel

Superior durability



#### Specifications

Image Sensor:	Sony 1/3" Super HAD CCD
Environmental:	Designed to IP 66
Minimum Illumination:	0.1Lux @F2.0
Mounting Options:	Ceiling or Wall , (no bracket required)
Lens:	2.9, 4, 6, 8, 12, 16mm
Video Output:	1Vp-p Composite / 75 Ω
Voltage Range:	11VCD -18VDC
Power Consumption:	1.8W @ 12V
Transient Protection:	1.5kW
Operating Temperature:	10°C ≈+50°C
Dimensions:	92x132x70mm
Weight:	500g 16oz



**MV-BC12DV**

Bullet Cameras

**Specifications**

Image Sensor:	1/3 Inch interline CCD Sensor
Resolution:	330 TV Line
Minimum Illumination:	1.0 Lux @ F=2.0 / 0Lux (IR on)
Number of Total Pixels:	510 x 492 V
Elec. Shut Speed Modes:	1/50 or 1/60 ~ 1/100000
Signal Noise Ratio:	46dB
Gain Control:	Automatic
White Balance:	Automatically
Backlight Compensation:	Center Weighted
Video Output:	1Vp-p Composite / 75Ω
Lens:	Fixed 3.6mm
Operation Temperature:	-4° F to 122° F
Power Supply:	DC12V /-10%
Dimensions:	2.5" x 3.65"
Weight:	0.8lbs

**MV-AT29DV / MVAT29-12DV**

ATM Cameras



**Specifications**

Image Sensor:	1/3 format Pixim Orca Sensor
Resolution:	5504 HTVL Equivalent
Minimum Illumination:	0.7 Lux @F1.2
Number of Total Pixels:	720(H) x 540(V) approx. 390K pixels
Signal Noise Ratio:	>50dB
Gain Control:	Automatic
White Balance:	ATW, MWB, 1-touch
Backlight Compensation:	n/a
Video Output:	1Vp-p Composite / 75Ω
Lens:	2.9mm fixed
Power Supply:	12VDC or 24VAC / -10%
Operation Temperature:	-4° F to 122° F
Dimensions:	2.01" Deep x 1.88" Tall x 2.05" Wide



## MV - DR16X



### Triplex DVR

The DRX is a dedicated Triplex DVR that allows the user to quickly search for the video associated with VOIDS, NO SALES, REFUNDS or any other suspicious transactions, from a Cash Register, ATM, scale etc... in other words "TRACK THE CASH." It is designed to reduce or eliminate employee theft which can be crippling to any business.

The DRX used along with the VSI-PRO cash register interface, presents irrefutable evidence - unlike other DVRs that associate text after the fact. IT IS COMPATIBLE WITH 100s OF CASH REGISTERS, scales, ATMs, radar guns, GPS, money counters, access systems etc...

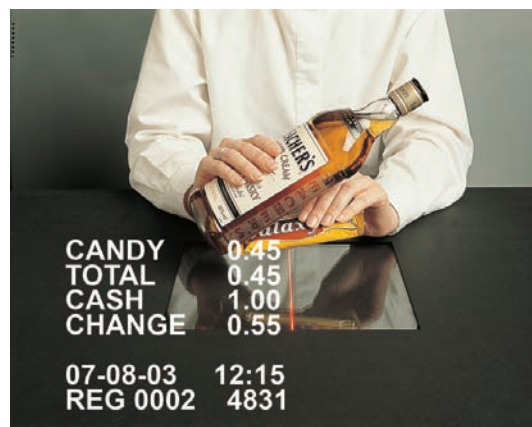



Image shows Cash Trac exposing substitute scan

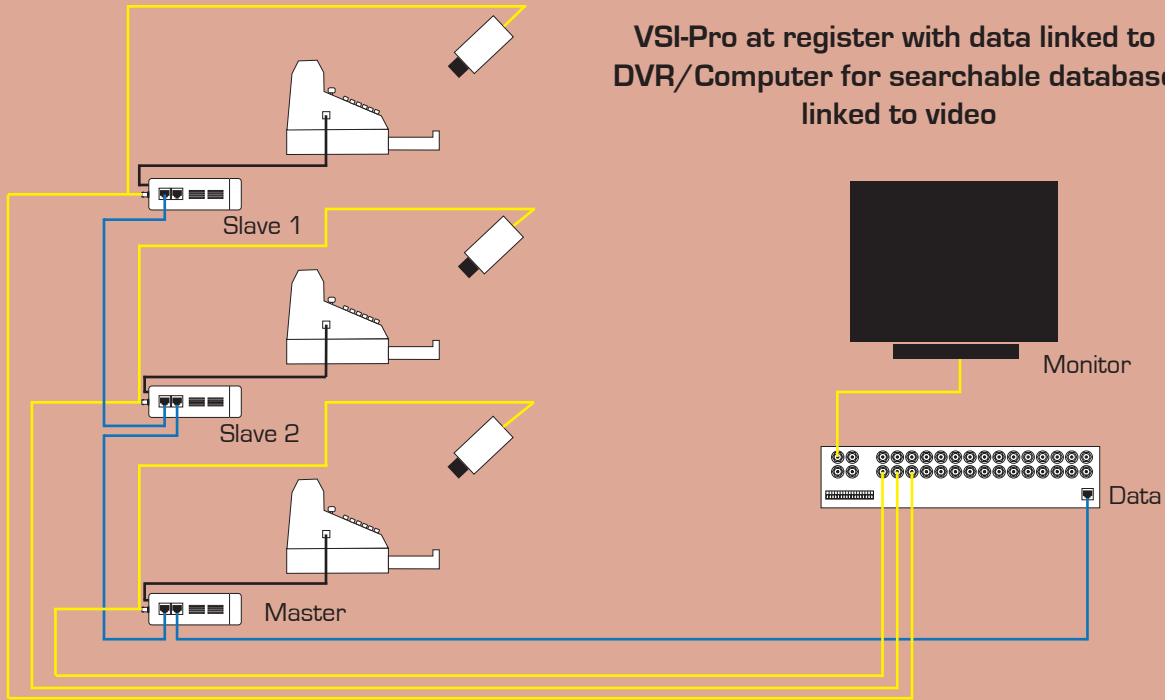
### Features and Capabilities


- POS text search compatible with VSI-PRO
- 16 channel Triplex DVR
- LAN Ready
- Compression: MPEG4 (5-10 smaller than MJPEG)
- Maximum 2.0TB HDD capacity via 4 Internal HDD's
- Recording Rate: 480pps
- Built-in CD-RW or DVD-RW for video clip exporting
- 2 channels, in & out, for audio recording
- USB port for video clip exporting, supports USB Thumb Drive®, external CD-RW & DVD-RW
- Export AVI files (viewable via Microsoft Media Player on any PC with DivX decoder installed)
- Automatic Camera detection ( Plug & Play)
- Digital zoom 2x2 in live mode and exported video.
- Convert camera operation provides enhanced security & administrator control
- ezBurn & ezRecord technology allow for easy download and export of recorded video
- Pre-Alarm recording up to 30 seconds
- Search by event, time, text string, amount of transaction, and motion.
- PTZ control on front panel



## Specifications

Video	Embedded (linux)	Playback	
Operation System	NTSC/PAL Selectable	Playback	Play, Stop, Pause, Rewind, Forward, Search
Video Standard	Triplex +(Live, record, playback, remote, and internet access)	Playback speed adjustment	Yes 1x, 2x, ...32x
Video Operation	720x480 pixels	Retrieve	Date/ Time, Event
Resolution - Live Video	BNC x 16, 1.0Vp-p/75ohm	Data lifetime	Yes (Programmable)
Input	BNC x 1, S-video x 1, 1.0Vp-p/75 ohm	Storage	X2 ATA 133 IDE, HDD/CD-RW /DVD+RW
Main Monitor Output	BNC x 1, 1.0Vp-p/75 ohm	Built-in Storage	NAS
Call Monitor Output	BNC x 16, 1.0Vp-p/75 ohm	Built-in HDD	X3 USB2.0 Ports, supports ThumbDrive®, CD_RW, or DVD+RW
Loop Output	800x600, 1024x786,	Export	
VGA Output	1280x1024 pixels @60Hz	Alarm	
Picture Refresh Rate	480pps (16 CH)	Alarm Input	X4 Terminal Block, X8 Terminal Block, X16 Terminal Block
Digital Zoom	2x	Alarm Detection	N.C./N.O., Programmable
Audio		Auditory Alert	Built-in Buzzer
Input	2 line level, RCA	Motion Detection	21x13, Sensitivity, Trig Level Adjustable
Output	2 line level, RCA	Video loss Detection	Programmable
Recording Mode	Always Real Time Record, Synchronized w/ video	Alarm Relay Output	X3 Terminal Block, 1.0A/24V Programmable
Compression Method	ADPCM, G.726	Communication	
File Size	8KB/ sec	Network Connectivity	Ethernet RJ-45 connector, 10/100 Mbps, Supports DHCP/ PPoE / DDNS
Operation	Remote + VCR Mode	Remote Control Software	DVR Remote
Playback	Original Speed	Access Control	2 Level Password
Recording		Remote Operation	Monitoring, Playback, Recording, System Setup, Dome Camera Control
Compression Method	MPEG-4	RS232C	D-Sub 9 pin Female
Recording Mode	Schedule, Alarm, Motion Detection	RS485	Terminal Block
Pre-Alarm	0-30 Seconds	Miscellaneous	
Resolution & Rate	720x480: 120pps, 720x240: 240pps 360x240: 480pps	Dimensions	17.5in x 17.31in x 3.5in
Recording Quality	8 Levels presets, adjustable	Weight	20.8 lbs
Image Size	2K to 20K Byte/Picture	Operation Temperature	41° F - 104° F
Storage Mode	Linear / Ci		





## MV - DR8T/DR16T




### Triplex DVR

The DRT series DVRs are designed for general surveillance use where extra storage and flexibility in archiving video is a must (2x500 GB removable Hard Drives!) It packs all the features that are in demand and has a few extras unique to AVE. Comes standard with CD Burner and USB slot (for thumb drive) for easy export of video events.

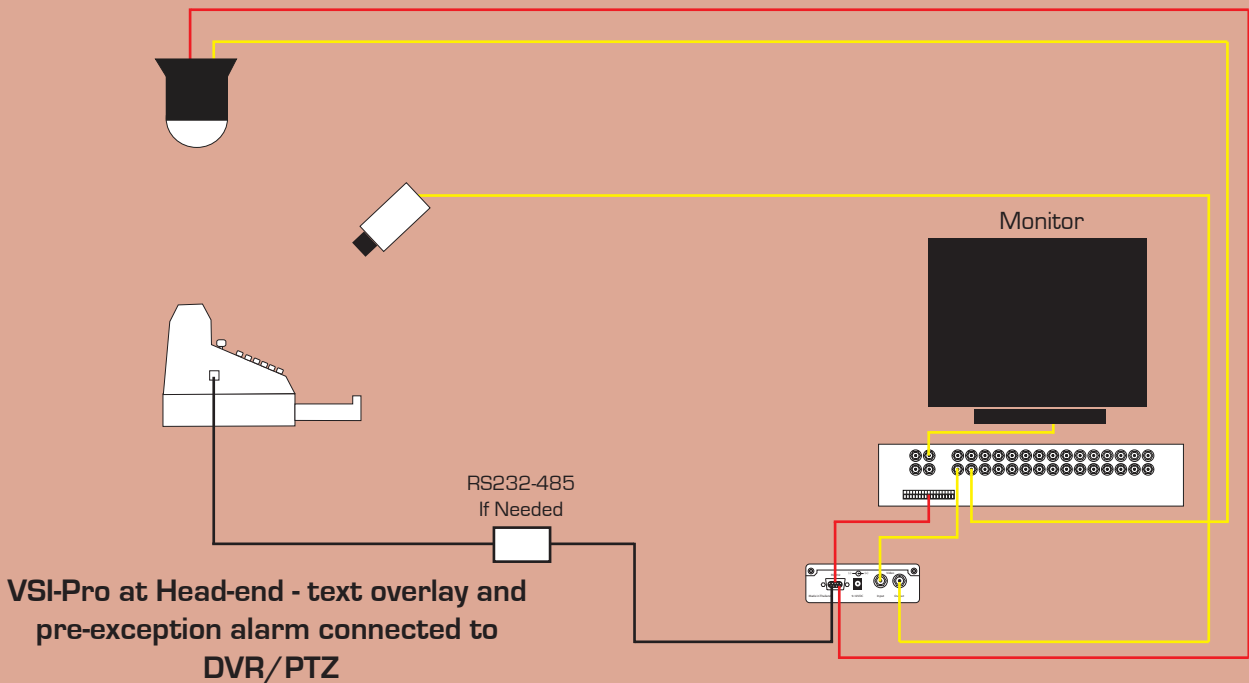
### Features and Capabilities


- 8/16 Channel Triplex DVR
- LAN Ready
- Compression: MPEG4 (5-10X smaller than MJPEG)
- Maximum 1.0TB HDD capacity via 2 Internal HDD's
- Recording Rate: 120pps
- Built-in CD-RW for video clip exporting
- 2 channels, in & out, for audio recording
- USB port for video clip exporting, support USB thumb drive, external CD-RW
- Export AVI files (viewable via Microsoft Media Player on any PC with DivX decoder installed)
- Automatic camera detection (Plug & Play)
- Digital zoom 2x2 in live mode and exported video.
- Convert camera operation provides enhanced security & administrator control
- ezBurn & ezRecord technology allows for easy download and export to recorded video
- Pre-Alarm recording up to 30 seconds
- Search by event, time, text string, amount of transaction, and motion.
- PTZ control on front panel



## Specifications

Video	Embedded (Linux)	Playback	Play, Stop, Pause, Rewind, Forward Search
Operation System	NTSC/PAL Switch Selectable	Playback	Yes ( 1x, 2x, ...32x)
Video Stand	Triplex +(live, record, playback, remote, and internet access)	Playback Speed Adjustment	Date/Time, Event
Video operation	720 x 480 pixels	Retrieve	
Resolution - Live Video	BNC x16, 1.0Vp-p /75ohm	Storage	X2 ATA 133/UMDA 133 IDE, HDD/CD-RW
Input	BNC x 1, S-Video x 1, 1.0Vp-p /75ohm	Built-in Storage	Up to 2 Built-in HDD's
Main Monitor Output	BNC x 1, 1.0Vp-p /75ohm	Built-in HDD	X3 USB2.0 ports support ThumbDrive® and CD-RW
Call Monitor Output	BNC x 8 or BNC x 16, 1.0Vp-p/75ohm	Export	
Loop Output	800x600, 1024x768, 1280x1024 pixels @ 60Hz	Alarm	X16 Terminal Block
VGA Output	480pps (16CH)	Alarm Input	N.C./N.O. Programmable
Picture Refresh Rate	2 x 2	Alarm Detection	Built-in Buzzer
Digital Zoom	Plug & Play	Auditory Alert	21 x 13 grid array, sensitivity, trig level adjustable
Camera Installation		Motion Detection	Programmable
Audio		Video loss Detection	X2, Terminal Block, 1.0A/24V
Input	RCA x 1, Line-In	Alarm Relay Output	
Output	RCA x 1, Line-In	Communication	Ethernet RJ-45 connector, 10/100Mbps
Recording Mode	Always real time record, synchronized w/video	Network Connectivity	DVR Remote
Compression Method	ADPCM, G726	Remote Control Software	2 Level Password
File Size	8KB/Sec	Access Control	Monitoring, Instant Recording, Dome Camera Control
Operation	Remote + VCR Mode	Remote Operation	Terminal Block
Playback	Only for video original speed	RS485	DynaColor, Pelco P, Pelco D, AD422, Fastrax 2
Recording		Dome Control Protocol	
Compression Method	MPEG-4 Advanced Simple Profile		
Recording Mode	Schedule, Alarm, Motion Detection	General	
Resolution & Rate	30pps @ 720 x 480 pixels	Unit Dimensions	17.3in x 3.45in x 13.58in
	60pps @ 720 x 240 pixels	Unit Weight	12.56lbs with CD-RW
	120pps @ 360 x 240 pixels	Package Dimensions	23.2in x 8.27in x 18.1in
Recording Quality	5 levels presets, adjustable	Operation Temperature	32° F - 104° F
Image Size	2K to 20K Byte / Picture	Relative Humidity	5% - 85% Non-condensing
Storage Mode	Linear / Circular		





## MV-DR5000

CASHTRAC 4




The MV-DR5000 (CASHTRAC 4) is a dedicated Triplex DVR that allows the user to quickly search for the video associated with VOIDS, NO SALES, REFUNDS or any other suspicious transactions, from a Cash Register, ATM, Scale, etc... In other words "TRACK THE CASH." It is designed to reduce or eliminate employee theft which can be crippling to any business.

The CashTrac 4, used along with the VSI-PRO cash register Interface, presents irrefutable evidence - unlike other DVRs that associate text after the fact. It is compatible with 100's of CASH REGISTERS, Scales, ATMs, Radar, Guns, GPS, Money Counters, Access Systems etc...

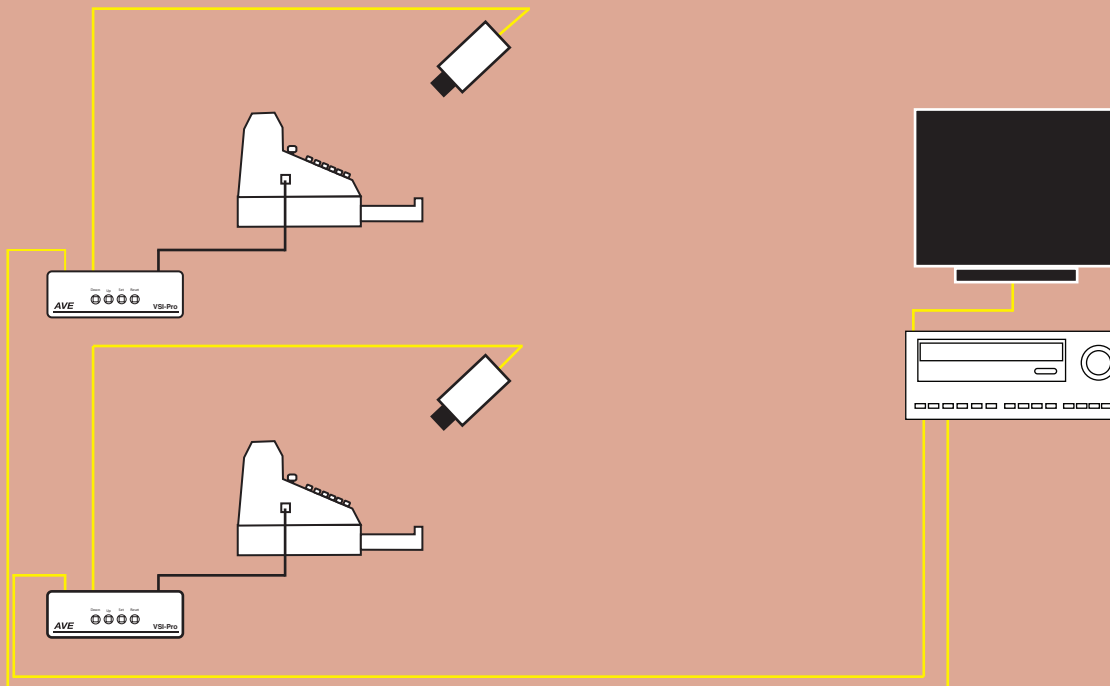
### Features


- Cash Register to Video Interface
- Search by event, time, text string,
- Amount of transaction
- Searchable database for up to 4 cash registers or ATMs
- Easy to use menu driven user interface
- Resolution: 720x480 pixels
- CD Burner Standard
- SD Card Standard
- Ethernet port for remote view, control, and video retrieval over inet
- Motion Detection
- Compression: MJPEG
- Alarm Inputs: 1 per channel controls record on or record rates
- PTZ / Full function Dome Control
- Thumbnail on search is useful for fast review
- Backward/Forward Playback from 1/16 -100x speed
- Easy to use Jog Shuttle
- Schedule setting: 8 schedules total
- Watermarked security ensures video is not altered



## Specifications

Image System	NTSC / PAL	Set-up Menu	Multi - layer / Network setting
Resolution	NTSC: 720 x 480 pixels	Log List	2000 records
Video In	Composite Video In (BNC) x 4	Alarm In/Out	4 Alarm Inputs / 1 Alarm output
Audio In/Out	Line In / Out (RCA x 2)	Built-in Buzzer	Yes
Storage Media	500 GB Maximum	Motion Detection	Yes
Compression	MJPEG	Communication Port	RS-232, RS-485, and Ethernet Port
Memory Card	SD Card	Network Interface	Ethernet (RJ-45 10/100 base-Tx) x1
Archive	CD-RW / SD Card	Network Protocol	TCP/IP, DHCP, HTTP, UDP, FTP, PPP
Watermark	Digital Signature	Software Upgrade	Upgrade via Memory Card (SD Card)
Recording Rate	NTSC: 30 Frames per second	Password Protection	Operation/ Menu Setup / Remote Access
Interface	4 Cash Registers or 4 ATMs with AVE Reg-Com	Network Capabilities	Archives images as JPEG formats, Remote live or recorded images
Recording Mode	Schedule / Manual / Alarm / Circular	Power Supply (AC Adapter)	Input: 100V-240V, 50Hz/60Hz; Output: DC12V max 5A
Alarm Recording	Event / Pre-Alarm / Post-Alarm	Dimensions, Size, Mountable	220mm x 94mm x 340mm EIA 19" 2U
Pre-Alarm Recording	50 Pictures	Weight	About 3.9kg
Playback Speeds	Frame Stepping, 1/16x, 1/8x, 1/4x, 1/2x, 1x, 2x, 4x, 8x, 16x, 30x, 100x	Operation Temperature	5°C - 40°C (41°F - 104°F)
Record Search	Alarm / Time / Event List / Filter (Thumbnail) / SD Card	Regulation	FCC, CE
OSD Language	English / Chinese (T)	Provided Accessories	AC Adapter x 1, Instruction Manual x 1, Power Cord x 1, CD x 1






## MV-DR4000 (4 Channel) / MV-DR2000 (1 Channel)



### Features

- Dual Hard Drive Support. (One Internal, One Hot-Swappable)
- Pre-alarm image recording.
- Time-lapse and real-time recording.
- Refresh rate up to 60 IPS.
- Image quality selectable at 4 different levels for recording.
- Event / Timer / Alarm recording mode.
- Quick search by time, alarm, event, and recording list.
- Fast and slow playback or recorded video at various speeds.
- Single-picture playback.
- On-screen setup menu, title and system timer.
- Password Protection.
- Disk-full warning and operation status LED's.
- RS-232, RS-485 communication port.
- Remote control via RS-232, RS-485 and Ethernet ports.
- Power interruption recovery.
- Operation-status record log.
- Distributing live and recorded images through TCP/IP network environment.
- Audio recording capability.
- Built-in SD memory card slot for image retrieval.
- Support DHCP protocol.
- Motion Detection (MV-DR2000 only)







## Specifications

Image System	NTSC	Set-up Menu	Multi - layer / Network setting
Resolution	720 x 480 pixels	Log List	2000 records
Video In	Composite Video In (BNC) x 4 (4000) Composite Video In (BNC) x 1 (2000)	Alarm In/Out	4 Alarm Inputs / 1 Alarm Output (4000) 1 Alarm Inputs / 1 Alarm Output (2000)
Video Out	Composite Video Out (BNC) x4, Monitor Out (BNC) x1 (4000) Composite Video Out (BNC) x1, Multiplexer (BNC) x 1(2000)	Built-in Buzzer	Yes
Audio In/Out	Line In / Out (RCA x 2), 16 bits, 8KHz	Motion Detection	Yes
Storage Media	> 320 GB / 1 Fixed HDD, 1 Removable HDD	Communication Port	RS-232, RS-485, and Ethernet Port
Compression	MJPEG	Network Interface	Ethernet (RJ-45 10/100 base-Tx) x1
Memory Card	SD Card	Network Protocol	TCP/IP, DHCP, HTTP, UDP, FTP, PPP
Archive	Hot Swap able Removable HD/SD Card	Software Upgrade	Upgrade via Memory Card (SD Card)
Watermark	Digital Signature	Password Protection	Operation/ Menu Setup / Remote Access
Recording Rate	15 frames per sec. (720x480), 30 frames per sec. (352x240)	Network Capabilities	Archives images as JPEG formats, Remote live or recorded images
Recording Mode	Schedule / Manual / Alarm / Circular	Power Supply (AC Adapter)	Input: 100V-240V, 50Hz/60Hz; Output: DC12V max 5A
Image Size	Best (48KB), High (32KB), Standard (21KB) / Basic (16KB)	Dimensions Size, Mountable	220mm x 94mm x 340mm EIA 19" 2U
Alarm Recording	Event / Pre-Alarm / Post-Alarm	Weight	About 3.9kg
Pre-Alarm Recording	50 Pictures (4000), 100 Pictures (2000)	Operation Temperature	5°C - 40°C (41°F - 104°F)
Playback Speeds	Frame Stepping, 1/16x, 1/8x, 1/4x, 1/2x, 1x, 2x, 4x, 8x, 16x, 30x, 100x	Regulation	FCC, CE
Record Search	Alarm / Time / Event List / Filter (thumbnail) / SD Card	Provided Accessories	AC Adapter x 1, Instruction Manual x 1, Power Cord x 1, CD x 1

## Single Channel DVR in a Mobile System



The DVR is hidden under the seat to prevent tampering.



## MV-DR3000



The MV-DR3000 (CASHTRAC) is a dedicated Triplex DVR that allows the user to quickly search for the video associated with VOIDS, NO SALES, REFUNDS or any other suspicious transactions, from a Cash Register, ATM, Scale, etc... In other words "TRACK THE CASH." It is designed to reduce or eliminate employee theft which can be crippling to any business.





Image shows Cash Trac exposing substitute scan

The CashTrac, used along with the VSI-PRO cash register Interface, presents irrefutable evidence - unlike other DVRs that associate text after the fact. It is compatible with 100's of CASH REGISTERS, Scales, ATMs, Radar, Guns, GPS, Money Counters, Access Systems etc...

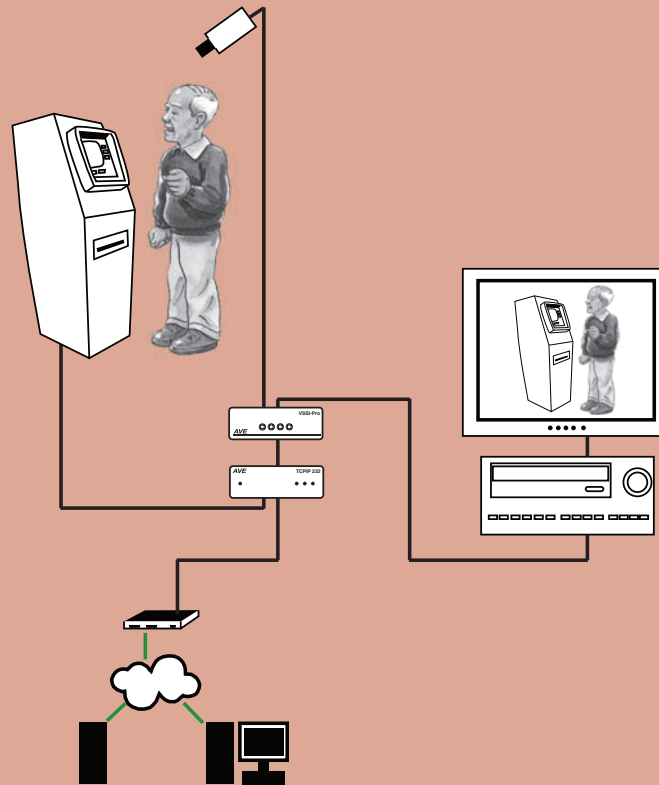
### Features

- Full capability triplex DVR allows video recording while viewing live video images
- Main recording media: One fixed Hard drive and one removable hard drive
- Pre-alarm image recording
- Time-lapse and real-time recording
- Refresh rate up to 60 IPS
- Image quality selectable at 4 different levels for recording
- Event /Timer /Alarm recording mode
- Quick search by time, alarm, event, and recording list
- Fast and slow playback of recorded video at various speeds
- Single picture playback
- On-Screen setup menu, title and systems timer
- Password Protection
- Motion Detection
- Disk-full warning and operation status LEDs
- Power recovery on interruption
- Operation-status record log
- Built in SD card Slot
- Supports DHCP protocol



## Specifications

Image System	NTSC	OSD Language	English / Chinese (T)
Resolution	720 x 480 pixels	Set-up Menu	Multi - layer / Network setting
Video In	Composite Video In (BNC) x 1	Log List	2000 records
Audio In/Out	Line In / Out (RCA x 2), 16 bits, 11 KHz / 22KHz	Alarm In/Out	1 Alarm Inputs / 1 Alarm output
Storage Media	> 600 GB / 1 Fixed HDD, 1 Removable HDD	Built-in Buzzer	Yes
Compression	MJPEG	Motion Detection	Yes
Memory Card	SD Card (JPEG / AVI)	Communication Port	RS-232, RS-485, and Ethernet Port
Archive	Hot Swappable Removable HD/SD Card	Network Interface	Ethernet (RJ-45 10/100 base-Tx) x1
Watermark	Digital Signature	Network Protocol	TCP/IP, DHCP, HTTP, UDP, FTP, PPP
Recording Rate	60ips (720x240)	Software Upgrade	Upgrade via Memory Card (SD Card)
Image Size	Best (48KB), High (32KB), Standard (21KB) / Basic (16KB)	Password Protection	Operation/ Menu Setup / Remote Access
Recording Mode	Schedule / Manual / Alarm / Circular	Network Capabilities	Archives images as JPEG formats, Remote live or recorded images
Alarm Recording	Event / Pre-Alarm / Post-Alarm	Power Supply (AC Adapter)	Input: 100V-240V, 50Hz/60Hz; Output: DC12V max 5A
Pre-Alarm Recording	100 Pictures	Dimensions	Half Size mountable 220mm x 94mm x 340mm EIA 19" 2U
Playback Speeds	Frame Stepping, 1/16x, 1/8x, 1/4x, 1/2x, 1x, 2x, 4x, 8x, 16x, 30x, 100x	Weight	About 3.9kg
Record Search	Alarm / Time / Event List / Filter (thumbnail) / SD Card	Operation Temperature	5°C - 40°C (41°F - 104°F)
		Regulation	FCC, CE
		Provided Accessories	AC Adapter x 1, Instruction Manual x 1, Power Cord x 1, CD x 1





## Chain Watch

MVDR- 4X/4XR/4XRS

MVDR- 10X/10XR/10XRS



In today's security market, one of the biggest challenges is processing all of the video that is recorded. A typical chain of 50 stores that has 32 cameras per store will record 38,400 hours of video per day! It is virtually impossible to process that video on a regular basis. As a result, most retail chains rarely review the majority of the recorded video unless something bad happens. To make matters worse, the connection speed via POTS, DSL, or Cable modem to remote sites is usually limits the quality of video transmission to DVR's Viewer software.

The AVE Chain Watch is a combination of hardware and software that allows easy monitoring of 1-5000 sites. It can work with existing CCTV video recorders and with ordinary telephone lines. Our focus with this product line is to provide a way to not only monitor a chain of stores or multiple sites, but to receive real-time notification of alarmed events, and questionable POS transactions. Chain Watch simplifies the management of multiple sites by automating the remote viewing to those instances from each site that have the highest priority.

Chain Watch consists of a suite of products that include video/data transmitters, transmit and record models, central management software for multiple sites, and a searchable database used for collecting POS or ATM data. The product line is compatible with all of AVE's ATM and cash register interface products.

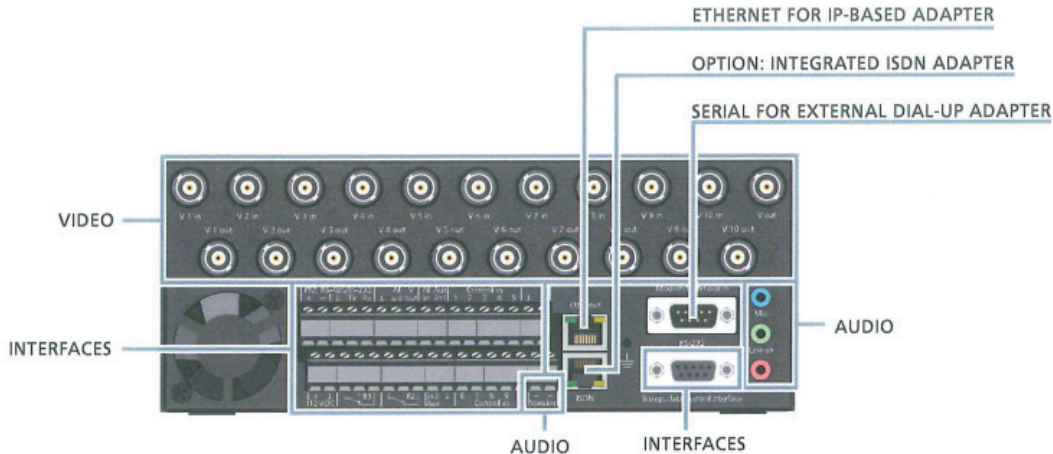
## Features

- Long-term recording onto removable hard disk with adaptive multi-track management for schedule-controlled permanent and motion recording, or contact-triggered event recording
- Individually adjustable image resolutions up to 720 x 288 pixels
- Integrated Web server for up to 4 IP-connections, enabling video transmission and camera control on a PC/Smartphone/ Handheld using standard Web browser
- Camera position authentication
- Camera specific alarming of video loss
- Precise recording of pre and post alarm images, individually adjustable to camera and event
- Event-triggered connections by alarm contact, motion detection, serial command, technical alarm, and routine call
- Integrated interfaces for Ethernet network, PTZ control, data transmission, and system integration
- Compact design, suitable for desk, wall and 19" mounting
- Multi-criteria evaluation of recordings via IP and/or dial-up connection, or in offline mode, via PC caddy
- Live video transmission and simultaneous playback and recording (Triplex)
- Optional camera-selective recording of cash register-/cash machine-/filling station-/access control-/scanner-data, time-synchronised with video recording



## Specifications

<b>Video</b>		<b>Remote access and evaluation</b>	
Video Standard	EIA/NTSC	General features	Remote access to live images, recorded images and remote setup/maintenance and recording via receiver software
Video Compression	(M)JPEG differential compression with adjustable compression factor per camera	Search criteria	Site list and camera selection with support camera, time, date, event (contact, motion) and graphical analysis of event and permanent recordings
Picture Formats	Transmission: 720 x 288, 512 x 256, 256x 128, 128 x 80 pixels and 16 bit color depth Recording: 720 x 288, 512 x 256 pixels and 16 bit color depth	Motion search	In offline mode considering camera, detection zones, sensitivity and date/time
Video Inputs	4 or 10 x BNC, 1 Vpp/75 Ohm with loop through outputs (auto-termination)	Reference images	Transmitter list and camera selection supported by object specific reference images
Motion Detection	Selectable per camera with adjustable detection zones for alarm transmission and event-triggered recording (HDD)	Access protection	Multiple password levels and sophisticated user management
Video Signal Monitoring	Video signal monitoring (sync. and picture content) for all cameras	<b>Interfaces</b>	
<b>Transmission, Recording</b>		LAN interface	10/100 MBit/s built-in network adapter, RJ45 connector, DHCP, auto detection within LAN
General	Video and audio transmission, recording and playback at the same time; online evaluation via local and remote receiver station or offline via removable HDD	Internal ISDN adapter	Optional ISDN plug-in-module (1 B-Channel), RJ45 connector
MultiCast, Multi-Unicast	Up to 6 IP- or 5 IP- and 1 dial-up connection or 4 IP- and 2 dial-up connections simultaneously	External dial-up adapters	PSTN/POTS-, ISDN-, GSM-, HSCSD-adapters via RS-232 interface (9 pin Sub-D)
Web Server	Up to 4 IP connections via PC, Smartphone, PDA browser (additional to 5 standard connections)	PTZ Control	Via onboard RS-232/485 (422) interface (screw/clamp)
Video Transmission of Live and recorded images	Up to real-time via IP (LAN/WLAN, Internet, DSL, GPRS, HSDPA, CDMA, UMTS, EDGE) and dial-up (PSTN/POTS, ISDN, GSM, HSCSD)	Transparent data channel/control interface	Via onboard RS-232 interface (9 pin Sub-D)
Recording Media	removable (E)IDE drive (160, 320, 500 or 1000 GByte) with adaptive track management (4 or 10 tracks)	Alarm inputs	4 or 10 alarm inputs (camera related), 1 general alarm input, 1 arm/disarm and 1 tamper input (all on screw terminals)
Trigger to initiate transmission/recording	Dry contact, built-in motion detection, serial command and timer based calendar	Control outputs	2 relays- system error and/or remote control purposes (changeover contact on screw/ clamp scrimp), max. 30V DC/1 A, 60V DC/0.3 A, 125V AC/0.5 A
Privacy Zones	Up to 5 privacy zones per camera; options for each camera: live or live and recorded images	<b>General</b>	
Recording Modes	Image sequence, up to 50,000 events per camera with pre- and post alarm, continuous recording, all modes in conjunction with built-in timer based calendar	Operating system/ system design	Embedded Linux/dedicated hardware (no PC)
Recording Interval	Event recording: interval=0-999s and duration=1-999s separately adjustable for pre- and post alarm; continuous recording: interval=0-999s timer controlled (event optimized recording possible) (value "0"= as fast as possible)	Control and display element	On-Off Switch, push button for manual camera selection and status LED
		Set-up and firmware update	Via local and/or remote receiver station via IP, WAN and/or LAN connections
		Logging	Transmitter-side event logging of essential basic functionality and device status
		Power Supply	External switched power supply, 100-240 V AC, 50/60 Hz, 12 V DC at max. 4 A, 42 W
		Ambient temperature	+5°C ... +40°C (+41°F ... +104°F)
		Housing/Enclosure	Desktop and wall mounting: 221 x 88 x 270 mm (WxHxD), 19" mounting: 1/2 19" x 2 RU x 275 mm (WxHxD)
		Weight	3.8 kg with hard disks





## Chain Watch Software

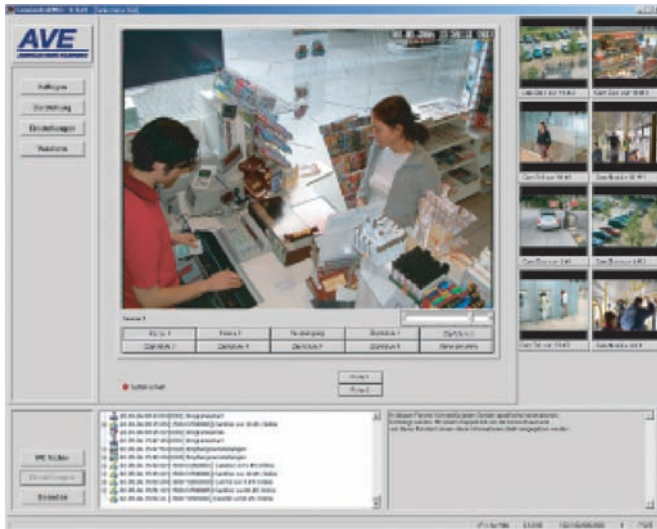
**CWXR Econo** - Software for Stand-alone applications for operation, alarm verification and configuration

### Features

- Software-based cascading of up to 100 AVE systems
- Automatic connection with transmitter generated alarms, freely programmable dial-in tours and callback functionality
- Automatic recording of all received video images to individual PC receiver archives
- Local storage of transmitter configuration profile and upload for re-configuration
- Configuration of up to 5 privacy zones per camera
- Multi image view with automatic transmitter identification



**CWXR Pro** - Software for stand-alone applications with Multi-Site functionality for transmitter operation, alarm verification and configuration



### Features

- Simultaneous video connections to up to 9 separately located video transmitters
- Software-based cascading of up to 100 AVE systems
- Online evaluation of pre-alarm sequences and hard disk archives with optimized speed or optimized functionality
- Comprehensive evaluation of cash register/ ATM / Gas Station / Access Control / Scanner -data and associated video recordings (e.g. search for cash register date/time, item description, price)
- Multi image view with automatic transmitter identification



Chain Watch

**CWXR MV** - Video Wall Software for the display of up to 64IP-based live video streams from up to 64 different video transmitters with a free configure layout on up to 4 monitors



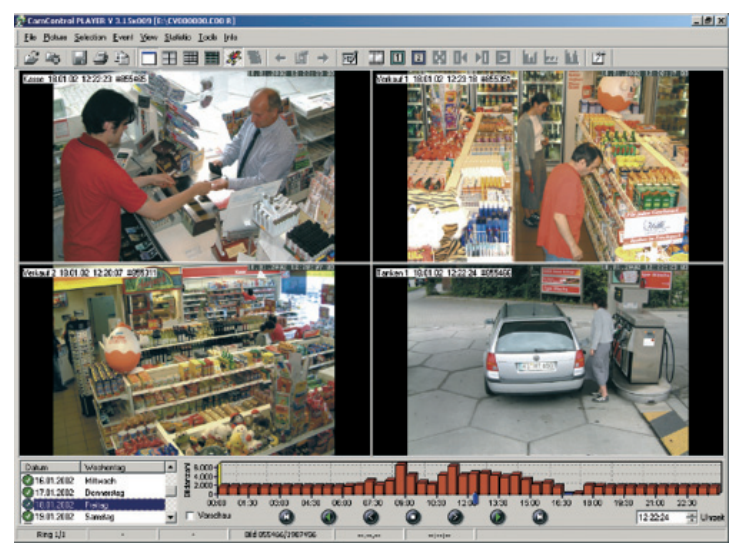
**Features**

- Video Wall Software for the display of up to 64 live video streams with free configure layout on up to 4 monitors
- Up to 64 simultaneous connections to separate image transmitters
- Up to 4 virtual monitors with individual layout profiles can be displayed on several screens
- System status and function profile are indicated within the respective camera window
- Constant activity monitoring of the cameras displayed
- Small network load with HTcompress®

**CWXR Player** - Playback and evaluation software for MVDR-4X, MVDR-4XR, MVDR-4XRS, MVDR-10X, MVDR-10XR, MVDR-10XRS

**Features**

- Integral Part of CWXR-Econo and CWXR-Pro
- Device independent evaluation of MVDR-4XR, MVDR-4XRS, MVDR-10XR, MVDR-10XRS removable hard disks via external USB adapter or PC caddy solution
- Multiple playback and search functionality with video sequence and single image access, and integrated smart search function
- Extensive image export functions for single image and video sequences (BMP, JPEG, AVI, and print outs)





## VSI-Pro

### Cash Register Interface



In any retail environment theft from the cash register is a potential risk and a drain on profits, whether it is a shop, bar, restaurant or gas station. The VSI-Pro Cash Register to video interface is easily installed into any new or existing CCTV system and will help detect cash register / EPOS system theft and fraud by displaying transaction text details and alarm events on the CCTV picture.

The VSI-Pro can be covertly or overtly installed to allow the user to record such events as; "sweet hearting", voids, no sale, returns & refunds, short changing and substitute scanning.

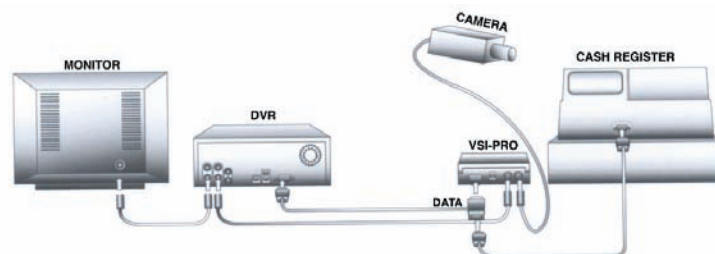
#### Cutting Staff Theft at the Cash Register

The VSI-Pro connects directly to the CCTV system and cash register to provide first-class protection against staff theft at the point of sale. The unit is highly popular with retailers, bars, convenience stores, and is proven to save hundreds and even thousands of dollars in losses each week for users.

The unit enables the user to view and record simultaneously both cash register entry data and recorded CCTV events. The data is recorded as a small on-screen display, superimposed over a corner of the event. This enables you to see exactly what data was entered into the cash register such as the price, amount paid, change due, product description and the recorded video activity. You can then check the video recording at a later date to see whether the transaction was completed correctly for example, if there is a stock or actual cash discrepancy.

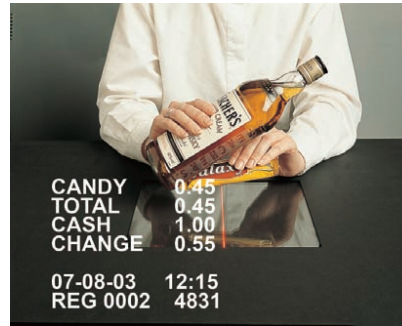

User-defined exceptions and questionable or suspicious transactions can be flagged on the DVR or a PC hard disc where images and data are recorded, and linked to the CCTV system. These exceptions might include refund, void, no sale or sales over or under a set amount (such as under \$10.00 or over \$100.00 for example) events which might be a source of concern. These exceptions can then be very quickly located on a recording for viewing days or even weeks later using the search functions on the VCR or DVR.

The exceptions are entirely user-defined and accessed via the buttons on the VSI-Pro, and viewed on the monitor.





Shown Below are just two examples of how the VSI-Pro will dramatically cut theft & fraud at the point of sale:



These pictures clearly show the staff member fraudulently scanning the candy bar barcode so that the bottle of whiskey goes over the counter uncharged. This is easily picked up by the VSI-Pro as indicated by the text on-screen.



The picture on the right shows without a doubt that not all items passed over the counter were entered into the cash register.

## How would you know without the VSI-Pro?

### Specifications

Video In (BNC)	1V P-P Terminated 75 ohms+/- 20%	Data Buffer	32K Bytes
Video Out (BNC)	1V P-P Terminated or Unterminated	Alarm Outputs Pin 1 & 9	Open Collector 12VDC @ 20mA
Video S/N	Better than 50dB	Real Time Clock	12 or 24 Hr
Video B/W	Better than 7MHz	Date Format	MM/DD/YY, DD/MM/YY, YY/MM/DD
Power	9-12VDC 170mA	Display Characters	40
Battery Backup NiMH	1 year with 24 hour charge	Number of Lines	1-11
Serial Port RS-232C	RXD-Pin 2, TXD-Pin 3, GND-Pin 5	Character Gray Scale	8 levels of gray
Serial Port RS-485/RS-422	A- Pin 4, B- Pin 6, GND- Pin 5	Matte Character Border	8 levels of gray
Serial Port Passive Hi-Z	RXD- Pin 2, TXD- Pin 3, GND- Pin 5	Line Processing	Compress, Truncate, Left Justify
Baud Rate	Auto, 135, 150, 300, 600, 1200, 2400, 4800, 9600, 19.2K, 28.8K, and 38.4K	Temperature	0° C - 50° C - 32° F - 122° F
Word Length	7 or 8	Humidity	Non-Condensing 85% RH
Parity	ODD, EVEN, NONE	Weight	0.68Kg or 1.5lbs
Stop Bits	1	Maximum Size with connectors	145L x 127W x 43H (mm), 5.7L x 5W x 1.7H (in)
RTS / CTS Handshaking	On or Off 3.3K Pull Up	Packed in a White Box with Manual	1.02Kg or 2.26lbs.
DTR / DSR	3.3K Pull Up		

To Place an Order Call 713-686-8409 or email [infousa@aveusa.com](mailto:infousa@aveusa.com)



## VSI-Pro Max



The VSI-Pro Max is the latest in the evolution of the popular VSI line of POS / Cash Register Interfaces from AVE. The VSI-Pro Max, now with larger memory space can hold all the AVE interfaces in one unit with full remote PC or DVR programming for selection and setups and on site firmware updating. New video processing circuitry allows use with new WDR cameras and low video of commonly used UTP adapters. Built in RS-232, RS-485, Passive and the new Opto-Isolated selection, gives complete isolation from the POS/ Cash register from the video system. Internal 40 Mhz operation allows form combining the Networking functions of the hydra, Regcom, Networker or Vnetworker within one convenient unit with looping RJ45s for a seamless solution for multiple register configuration.

### Features

- All AVE POS / Cash Register Interfaces
- Supports Full Emulate Modes of printers, poll displays, or customer displays
- Hydra, Regcom, Networker, Vnetworker protocols built in with dual RJ45s
- LEDs - Power, POS/Cash register communication, network communication & video loss
- Video Input Agc (Automatic Gain Control)
- Video Output BNC can drive two 75ohm loads
- Video Surge Suppression
- Video Lightning Suppression with external earth ground
- Serial Input port selection  
RS-232 Bidirectional, RS-485 Bidirectional, RS-422, Passive (HiZ) or Optically Isolated
- RS-232 or RS-485 Output for direct DVR connection
- 128K Program Memory and 128K SRAM Memory
- 40 Mhz Internal Processing
- PC Programming and configuration
- Firmware Upgradable on site
- Full Programming and configuration locally or remotely by AVE DVRs Vnetworker Protocol
- 12 VDC Operation
- CE/FCC & RoHS Compliant



## POS / Cash Register Interfacing

An additional serial port has been added to allow the VSI-Pro Max to have bidirectional communication with any register emulating common printers, pole displays, or customer displays. This additional port can then send the data to the Hydra/Regcom network or send RS-232 or RS-485 directly to a serial port on the DVR.

Optically Isolated RS-232 input selectable has been added to break the ground loop between the POS / Cash register and the video system. This completely separates the POS / Cash Register system from the video system eliminating register or communication problem or video noise.

## Networking

With the built in Hydra, Regcom, Networker, and Vnetworker functions, the VSI-Pro Max can be a complete POS/Cash Register interface plus be configured as a Master (Hydra) or Slave (Regcom) device for up to 16 registers. Therefore eliminating the use of the stand alone Hydra, Regcom, Networker, and Vnetworker units. Just loop the RS-485 network from one VSI-Pro Max to the next. All VSI-Pro Max units will then be configured as Regcom units and the last in the loop will be configured as a Hydra and connect to the DVR. Diagnostic LEDs indicate the network is active and that the data from the register is being received.

The VSI-Pro Max is programmable for many 3rd party DVR protocol for receiving data from POS / Cash Registers with all the current supported Hydra drivers. Programmability for all AVE network configurations for Hydra/Regcom, Networker and Vnetworker.

## Video

Video AGC circuitry has been added to compensate for the new low light WDR cameras and UTP twisted pair adapters that reduce the video level below the standard 1V P-P. Therefore the VSI-Pro Max will deliver a constant video level to the DVR in all conditions maintaining stable text display. Video Surge Suppression has been added along with an isolated earth lug to prevent lighting surges as well.

## Processor

With the new 40 Mhz processing speed all the above functions are possible. With the increased 128K SRAM high speed buffering and processing is possible with large data packet processing registers. With the increased program memory of 128K, all AVE POS, Cash Register, Printer, pole displays, customer displays, scales, money counters, radars, GPS and all drivers developed by AVE are in one convenient unit.

## Software


The VSI-Pro Max supports PC programming and firmware updating. It is also compatible with the Vnetworker protocol so it can be programmed and configured remotely via the AVE line of DVRs.

## Power

The VSI-Pro Max as all VSIs uses standard unregulated 12VDC. Full surge suppression on this power line prevents interference of common power supplies from effecting the interface, register or video system.

## Mechanical

The VSI-Pro Max is housed in an electroplated metal enclosure with power coated paint for compliance with all CE / FCC standards.



## The VSI-Pro will cut losses created by staff, theft, and “Sweet - Hearting” at the cash register.

### Sweet Hearting

This requires an accomplice or “sweet heart” who loads up expensive items for check out. The clerk then rings up the items but charges a lower price than marked. This type of loss shows up later as shrinkage.

### Voids

These can be used after the customer has left and the same transaction has been rendered void by the clerk. The money is still in the register and will have to be removed either then or towards the end of a shift.

### No Sales

These are the most common suspect sale. There are legitimate uses like making changes or correcting mistakes. A Cashier can easily steal from the cash register by entering a “NO SALE” and then either taking the money from the cash register drawer or receiving money for an item only to remove the accumulated money before the end of their shift. Since “NO SALE” was entered, there is no record of the transaction and the stolen money will not be missed.

### Returns/Refunds

These are usually questionable when no exchange is made and cash is being paid out. Items are pulled from stock and fictitious refunds are given to friends and relatives, or the clerk themselves. In other instances, merchandise that has been stolen in large quantities is returned for cash or store credit.

### Other Questionable Transactions

Pay-Out is keyed as if to pay a vendor but the cashier or a sweet heart gets the money instead. Discount or coupon is keyed for friends to give a reduced price when special pricing should not be given.

## VSI-Pro Cash Register Interface is easily installed into any new or existing Cash Register or Epos System

### Applications

The AVE VSI-Pro is used to protect convenience stores, bars, restaurants, casinos, department stores, gas stations, news stands, rental car counters, scrap yards, toll roads, and virtually all types of businesses that perform sales transactions.

### Compatibility

Compatible with a wide range of cash registers and POS systems (contact us for confirmation of your system requirement), and with almost any CCTV system. Also compatibility with PC's, DVR's, Matrix Switchers, and printers.


### Benefits

- Allows business operators to quickly verify if the correct amount is charged for an item.
- Provides irrefutable evidence that can be used to prosecute criminals or pin-point errors made by cashiers.
- Drastically reduce the amount of time and staff required to review surveillance video at the Point of Sale by using the pre-exception flagging and related alarming to control DVR, VCR, Matrix Switcher, and Pan/Tilt/Zoom cameras.
- Data output from the VSI-Pro can be linked to a computer or DVR for the purpose of running post-exception searches of transaction data.

## Cash Register Interface Boards

Allows for the connection of AVE VSI-Pro and Digital Video Recorders with text search to low-cost cash registers (ECR) which have a limited number of external comports with usable data.

The AVE cash register boards are compatible with many different cash registers including: Casio, Fujitsu, Geller, JCM, Omron, Prosper, SAM4S, Samsung, Sharp, TEC, Towa, and Uniwell.






## P2RS

Parallel to Serial Converter



The P2RS buffers and converts high-speed parallel data to serial. Linked to a VSI-Pro, the P2RS allows for the display of transaction data from parallel printers.



## Regcom

The Regcom is an interface device that allows the connection of multiple cash register terminals to a master unit for the purpose of transaction logging.

The Regcom receives RS-232 data from the cash register, VSI-Pro, Interface adapter, or ECR interface card inside the cash register. It then stores this data in its buffer before sending it on to the master unit via the RS-485 network.

The Regcom is a "slave" device. One master device can be connected to a maximum of 16 slave devices. Only one master device can exist on a single network.



## Hydra

The Hydra is an interface device that allows the connection of multiple cash register terminals using the Regcom/Networker/Vnetworker slave units for the purpose of transaction logging.

The Hydra receives RS-485 data from the Regcom/Networker/Vnetworker networks and converts this to an RS-232 format that DVRs or the VSI-Pro can read.



## Specifications

### Electrical Characteristics

Operating Voltage	9-12VDC
Supply Current	< 200mA@12VDC
Data Ports	1 x RS-232 (DB-9), 2 x RS-485 (RJ45)

### Physical Characteristics

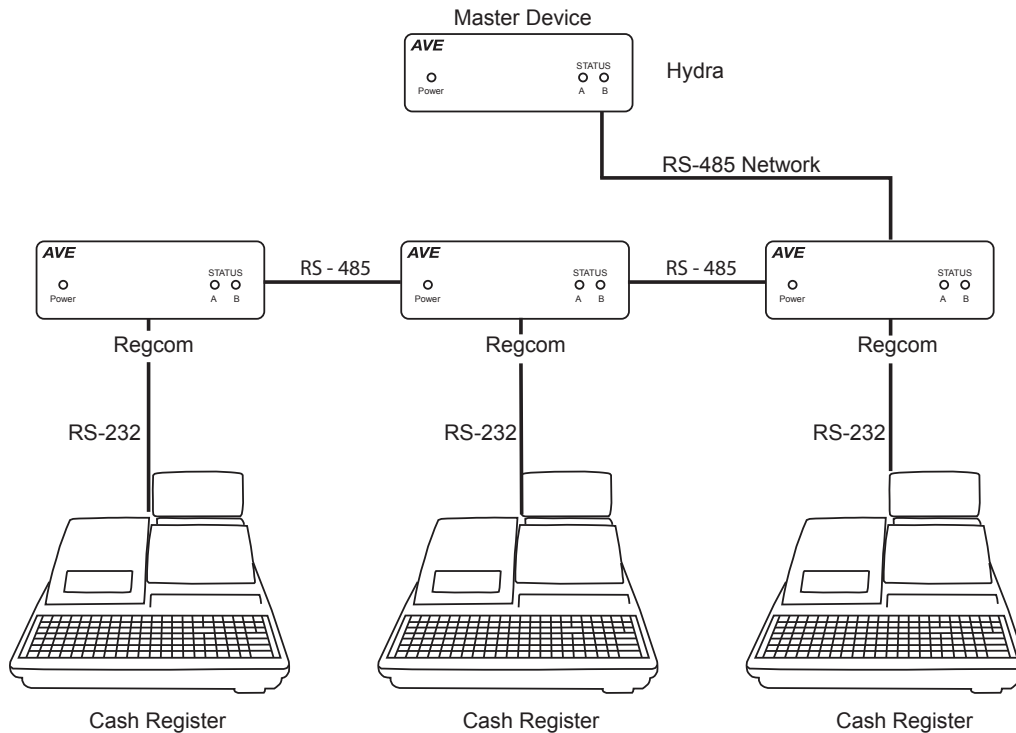
Size	130 x 125 x 32 mm / 5.1 x 4.9 x 1.3 in
Weight	600g / 1.3 lbs.
Case	Beige Metal

### RS-232 Parameters

Baud Rate	9600
Data Bits	8
Parity	None
Stop Bits	1

### Network Parameters

Standard	RS-485
Max Line Length	4000ft
Cable type	120 Ohm Terminated



Network Diagram



To Use this Compatibility List:

1. Locate your cash register or device (Listed in Alphabetical order by manufacturer.)
2. Locate model number of the device
3. Once you have found your device you will find both the part number for the Video Interface and the part number for the connector.

Manufacturer / Model	VSI Part	Description	Connector	Description
A & D Mercury AD4323	102001/ 102005	VSI-Pro V13.00/ VSI-Pro Max	106001	Cable for A & D Mercury AD 4323
Advanced Data Systems	102001/ 102005	VSI-Pro V13.00/ VSI-Pro Max	106002	Cable for Advanced Data Systems
Aloha POS Software	102001/ 102005	VSI-Pro V13.00/ VSI-Pro Max	106003	Cable Kit for Aloha POS Software
Arcirus-Iridium	102001/ 102005	VSI-Pro V13.00/ VSI-Pro Max	106004	Cable for Arcirus-Iridium
Avery WB1	102002/ 102005	VSI-Pro V13.24R22/ VSI-Pro Max	106005	Cable for Avery WB1
Casio 230 ER	102001/ 102005	VSI-Pro V13.00/ VSI-Pro Max	104001	ECR Kit for Casio 230 ER
Casio 240 CR	102001/ 102005	VSI-Pro V13.00/ VSI-Pro Max	104002	ECR Kit for Casio 240 CR
Casio 7000	102001/ 102005	VSI-Pro V13.00/ VSI-Pro Max	106006	Cable for Casio 7000
Casio 7500	102001/ 102005	VSI-Pro V13.00/ VSI-Pro Max	106007	Cable for Casio 7500
Casio 8000	102001/ 102005	VSI-Pro V13.00/ VSI-Pro Max	106008	Cable for Casio 8000
Casio 8500	102001/ 102005	VSI-Pro V13.00/ VSI-Pro Max	106009	Cable for Casio 8500
Casio CE 2300	102001/ 102005	VSI-Pro V13.00/ VSI-Pro Max	104003	ECR Kit for Casio CE 2300
Casio CE 3700	102001/ 102005	VSI-Pro V13.00/ VSI-Pro Max	106010	Cable for Casio CE 3700
Casio CE 3710	102001/ 102005	VSI-Pro V13.00/ VSI-Pro Max	104004	ECR Kit for Casio CE 3710
Casio CE 4000	102001/ 102005	VSI-Pro V13.00/ VSI-Pro Max	104005	ECR Kit for Casio CE 4000
Casio CE 4200	102001/ 102005	VSI-Pro V13.00/ VSI-Pro Max	104005	ECR Kit for Casio CE4200
Casio CE 4615	102001/ 102005	VSI-Pro V13.00/ VSI-Pro Max	104006	ECR Kit for Casio CE 4615
Casio CE 4700	102001/ 102005	VSI-Pro V13.00/ VSI-Pro Max	104007	ECR Kit for Casio CE 4700
Casio CE 6000/7000	102001/ 102005	VSI-Pro V13.00/ VSI-Pro Max	104008	ECR Kit for Casio CE 6000/7000
Casio QT 2000	102001/ 102005	VSI-Pro V13.00/ VSI-Pro Max	106011	Cable for Casio QT 2000
Casio QT 6000	102001/ 102005	VSI-Pro V13.00/ VSI-Pro Max	106012	Cable for Casio QT 6000
Casio SA 1000	102001/ 102005	VSI-Pro V13.00/ VSI-Pro Max	104009	ECR Kit for Casio SA 1000
Casio SA 2000, 2100	102001/ 102005	VSI-Pro V13.00/ VSI-Pro Max	104010	ECR Kit for Casio SA 2000, 2100
Casio SA 5000	102001/ 102005	VSI-Pro V13.00/ VSI-Pro Max	106013	Cable for Casio SA 5000
Casio TE 8500	102001/ 102005	VSI-Pro V13.00/ VSI-Pro Max	106014	Cable for Casio TE 8500
Casio TE 4500	102001/ 102005	VSI-Pro V13.00/ VSI-Pro Max	106015	Cable for Casio TE 4500
Casio TE7000	102001/ 102005	VSI-Pro V13.00/ VSI-Pro Max	106016	Cable for Casio TE 7000
Casio TK 1300	102001/ 102005	VSI-Pro V13.00/ VSI-Pro Max	104011	ECR Kit for Casio TK 1300
Casio TK 2100	102001/ 102005	VSI-Pro V13.00/ VSI-Pro Max	104012	ECR Kit for Casio TK 2100
Casio TK 2200	102001/ 102005	VSI-Pro V13.00/ VSI-Pro Max	104006	ECR Kit for Casio TK 2200
Casio TK 2300, 2600	102001/ 102005	VSI-Pro V13.00/ VSI-Pro Max	104007	ECR Kit for Casio TK 2300, 2600





Manufacturer / Model	VSI Part	Description	Connector	Description
Casio TK 2700	102001/ 102005	VSI-Pro V13.00/ VSI-Pro Max	104007	ECR Kit for Casio TK 2700
Casio TK 500	102001/ 102005	VSI-Pro V13.00/ VSI-Pro Max	106017	Cable Kit for Casio TK 500
Casio TK 5100	102001/ 102005	VSI-Pro V13.00/ VSI-Pro Max	104013	ECR Kit for Casio TK 5100
Casio TK 6500	102001/ 102005	VSI-Pro V13.00/ VSI-Pro Max	104008	ECR Kit for Casio TK 6500
Casio TK 7500	102001/ 102005	VSI-Pro V13.00/ VSI-Pro Max	106018	Cable for Casio TK 7500
Casio TK 3200	102001/ 102005	VSI-Pro V13.00/ VSI-Pro Max	106019	Cable for Casio TK 3200
Citizen 3540, 3541	102001/ 102005	VSI-Pro V13.00/ VSI-Pro Max	106020	Cable for Citizen 3540, 3541
Computer COM 1-4 DB25 or DB9	102001/ 102005	VSI-Pro V13.00/ VSI-Pro Max	106021	Cable Kit for Computers COM 1-4
Computers Keyboard Tap	102001/ 102005	VSI-Pro V13.00/ VSI-Pro Max	104014	ECR Kit for Computers Keyboard Tap
CRS 1000, 2000, 3000	102001/ 102005	VSI-Pro V13.00/ VSI-Pro Max	106022	Cable Kit for CRS 1000, 2000, 3000
CRS RSenCounter 4000, 5000	102001/ 102005	VSI-Pro V13.00/ VSI-Pro Max	106023	Cable Kit CRS RSenCounter 4000, 5000
Cummins Jetsort	102001/ 102005	VSI-Pro V13.00/ VSI-Pro Max	108001	Cable for Cummins Jetsort
Datachecker/ ICL Mainframe	102001/ 102005	VSI-Pro V13.00/ VSI-Pro Max	106024	Cable for Datachecker/ ICL Mainframe
Datasym 6000	102001/ 102005	VSI-Pro V13.00/ VSI-Pro Max	106025	Cable for Datasym 6000
Datasym D2000, 2010, 2500, H2000, H2050	102001/ 102005	VSI-Pro V13.00/ VSI-Pro Max	106026	Cable for Datasym D2000, 2010, 2500, H2000, H2050
DEBS 2000	102001/ 102005	VSI-Pro V13.00/ VSI-Pro Max	106027	Cable for DEBS 2000
Decpos	102001/ 102005	VSI-Pro V13.00/ VSI-Pro Max	106028	Cable for Decpos
Delarue 2800	102001/ 102005	VSI-Pro V13.00/ VSI-Pro Max	106029	Cable for Delarue 2800
Delta EPOS System	102001/ 102005	VSI-Pro V13.00/ VSI-Pro Max	106030	Cable for Delta EPOS System
Diamond POS	102001/ 102005	VSI-Pro V13.00/ VSI-Pro Max	106031	Cable for Diamond POS
Digipos 2000	102001/ 102005	VSI-Pro V13.00/ VSI-Pro Max	106032	Cable for Digipos 2000
Digital Dining PC-Based	102001/ 102005	VSI-Pro V13.00/ VSI-Pro Max	106033	Cable Kit for Digital Dining PC-Based
DRB Carwash	102001/ 102005	VSI-Pro V13.00/ VSI-Pro Max	106034	Cable for DRB Carwash
Dresser Wayne 3 +	102001/ 102005	VSI-Pro V13.00/ VSI-Pro Max	106035	Cable Kit for Dresser Wayne 3 +
Dresser Wayne Nucleus 8	102001/ 102005	VSI-Pro V13.00/ VSI-Pro Max	106036	Cable for Dresser Wayne Nucleus 8
Dresser Wayne Nucleus 8 (2)	102001/ 102005	VSI-Pro V13.00/ VSI-Pro Max	106037	Cable Kit for Dresser Wayne Nucleus 8
Dresser Wayne Pole Display	102001/ 102005	VSI-Pro V13.00/ VSI-Pro Max	106038	Cable for Dresser Wayne Pole Display
DTS 500, 545, 540, 560	102001/ 102005	VSI-Pro V13.00/ VSI-Pro Max	103001	Interface Converter for DTS 500, 545, 540, 560
Easy2Touch TS600	102001/ 102005	VSI-Pro V13.00/ VSI-Pro Max	106039	Cable for Easy2Touch
Edacom 10, 5700-POS Term	102001/ 102005	VSI-Pro V13.00/ VSI-Pro Max	106040	Cable for Edacom 10, 5700
Edacom 90/10	102001/ 102005	VSI-Pro V13.00/ VSI-Pro Max	106041	Cable Kit for Edacom 90/10
EPOS Model 3000	102001/ 102005	VSI-Pro V13.00/ VSI-Pro Max	106042	Cable for EPOS 3000
Epson TM88	102001/ 102005	VSI-Pro V13.00/ VSI-Pro Max	106043	Cable for Epson TM88
Epson U200	102001/ 102005	VSI-Pro V13.00/ VSI-Pro Max	106044	Cable for Epson U200
Europad 2000	102001/ 102005	VSI-Pro V13.00/ VSI-Pro Max	106045	Cable for Europad 2000
Europad EP 3000	102001/ 102005	VSI-Pro V13.00/ VSI-Pro Max	106046	Cable for Europad EP 3000
Europad EP 300	102001/ 102005	VSI-Pro V13.00/ VSI-Pro Max	106047	Cable Europad EP 300



Manufacturer / Model	VSI Part	Description	Connector	Description
Fasfax Mark4, 5 512K CPU	102001/ 102005	VSI-Pro V13.00/ VSI-Pro Max	106048	Cable for Fasfax Mark 4, 5 512k CPU
Fujitsu 9920	102001/ 102005	VSI-Pro V13.00/ VSI-Pro Max	106049	Cable for Fujitsu 9920
Fujitsu 9960	102001/ 102005	VSI-Pro V13.00/ VSI-Pro Max	106050	Cable for Fujitsu 9960
Fujitsu G2220	102001/ 102005	VSI-Pro V13.00/ VSI-Pro Max	104015	ECR Kit for Fujitsu G2220
Gasboy	102001/ 102005	VSI-Pro V13.00/ VSI-Pro Max	106051	Cable for Gasboy
Geller 604	102001/ 102005	VSI-Pro V13.00/ VSI-Pro Max	104016	ECR Kit for Geller 604
Geller CRS3000	102001/ 102005	VSI-Pro V13.00/ VSI-Pro Max	106052	Cable for Geller CRS3000
Geller ET6600	102001/ 102005	VSI-Pro V13.00/ VSI-Pro Max	104017	ECR Kit for Geller ET6600
Geller ET 6800	102001/ 102005	VSI-Pro V13.00/ VSI-Pro Max	106053	Cable for Geller ET 6800
Geller EX 300	102001/ 102005	VSI-Pro V13.00/ VSI-Pro Max	104018	ECR Kit for Geller EX 300
Geller FX 400	102001/ 102005	VSI-Pro V13.00/ VSI-Pro Max	104016	ECR Kit for Geller FX 400
Geller MP2	102001/ 102005	VSI-Pro V13.00/ VSI-Pro Max	104019	ECR Kit for Geller MP2
Geller MP2-T	102001/ 102005	VSI-Pro V13.00/ VSI-Pro Max	106054	Cable for Geller MP2-T
Geller MP3	102001/ 102005	VSI-Pro V13.00/ VSI-Pro Max	104020	ECR Kit for Geller MP3
Geller NT2324	102001/ 102005	VSI-Pro V13.00/ VSI-Pro Max	104016	ECR Kit for Geller NT2324
Geller NT 3412	102001/ 102005	VSI-Pro V13.00/ VSI-Pro Max	104016	ECR Kit for Geller NT 3412
Gilbarco Passport DB15	102001/ 102005	VSI-Pro V13.00/ VSI-Pro Max	106055	Cable for Gilbarco Passport DB15
Gilbarco Passport DB9	102001/ 102005	VSI-Pro V13.00/ VSI-Pro Max	106056	Cable for Gilbarco Passport DB9
Gilbarco PCG Site (RJ-45)	102001/ 102005	VSI-Pro V13.00/ VSI-Pro Max	108002	Triport for Gilbarco PCG Site (RJ-45)
Gilbarco TCR-15 G-Site (DB25)	102001/ 102005	VSI-Pro V13.00/ VSI-Pro Max	106057	Cable for Gilbarco TCR-15 G-Site (DB25)
Haven PC	102001/ 102005	VSI-Pro V13.00/ VSI-Pro Max	106058	Cable for Haven PC
Hospitality POS PC Based	102001/ 102005	VSI-Pro V13.00/ VSI-Pro Max	106059	Cable Kit for Hospitality POS PC-Based
Huth T400/450	102001/ 102005	VSI-Pro V13.00/ VSI-Pro Max	106060	Cable for Huth T400/450
IBM 3151 Terminal	102001/ 102005	VSI-Pro V13.00/ VSI-Pro Max	106061	Cable for IBM 3151 Terminal
IBM 4614	102004	VSI-Pro IBM V13.06	n/a	Cable included with VSI unit
IBM 4614 (Shure 1)	102001/ 102005	VSI-Pro V13.00/ VSI-Pro Max	106062	Cable for IBM 4614 (Shure 1)
IBM 4614 EXXON	102001/ 102005	VSI-Pro V13.00/ VSI-Pro Max	106063	Cable kit for IBM 4614 (Exxon)
IBM 4680 Network	102001/ 102005	VSI-Pro V13.00/ VSI-Pro Max	106064	Cable for IBM 4680 Network
IBM 4680 Series	102004	VSI-Pro IBM V13.06	n/a	Cable included with VSI unit
IBM 4694	102004	VSI-Pro IBM V13.06	n/a	Cable included with VSI unit
IBM RDS	102001/ 102005	VSI-Pro V13.00/ VSI-Pro Max	106065	Cable for IBM RDS
IBM Shure POS 5000	102001/ 102005	VSI-Pro V13.00/ VSI-Pro Max	106066	Cable for IBM Shure POS 5000
ICL 9518, 200	102001/ 102005	VSI-Pro V13.00/ VSI-Pro Max	108003	Triport for ICL 9518, 200
ICL Team POS 5000, Select	102001/ 102005	VSI-Pro V13.00/ VSI-Pro Max	108004	Triport for ICL Team POS 5000. Select
JCM Gold 4800	102001/ 102005	VSI-Pro V13.00/ VSI-Pro Max	104021	ECR Kit for JCM Gold 4800
JCM Gold G-225	102001/ 102005	VSI-Pro V13.00/ VSI-Pro Max	104022	ECR Kit for JCM G-225
JCM Gold G-381	102001/ 102005	VSI-Pro V13.00/ VSI-Pro Max	104021	ECR Kit for GOLD G-381



Manufacturer / Model	VSI Part	Description	Connector	Description
Keystroke POS	102001/ 102005	VSI-Pro V13.00/ VSI-Pro Max	106067	Cable for Keystroke POS
Koppens 1000, 2000, 3000, 4000, Pro	102001/ 102005	VSI-Pro V13.00/ VSI-Pro Max	108005	Triport for Koppens 1000, 2000, 3000, 4000, Pro
Logic Controls PD-3000	102001/ 102005	VSI-Pro V13.00/ VSI-Pro Max	106068	Cable Kit for Logic Controls PD-3000
Merit EPOS System	102001/ 102005	VSI-Pro V13.00/ VSI-Pro Max	106069	Cable Kit for Merit EPOS System
Merlin MP2	102001/ 102005	VSI-Pro V13.00/ VSI-Pro Max	106070	Cable for Merlin MP2
Microlec 9500	102001/ 102005	VSI-Pro V13.00/ VSI-Pro Max	106071	Cable for Microlec 9500
Microlec Master Series	102001/ 102005	VSI-Pro V13.00/ VSI-Pro Max	106072	Cable for Microlec Master Series
Micromax 1000, 2000, 3000, 4000, Pro	102001/ 102005	VSI-Pro V13.00/ VSI-Pro Max	108006	Triport for Micromax 1000, 2000, 3000, 4000, Pro
Micros 1000, 2000, 2400, 2700	102003	VSI-Pro Micros V13.00	n/a	Cable included with VSI unit
Micros 3000, 3700, 4000, 4700, 8700, 9700	102003	VSI-Pro Micros V13.00	n/a	Cable included with VSI unit
Micros 3700	102001/ 102005	VSI-Pro V13.00/ VSI-Pro Max	106073	Cable for Micros 3700
Micros E-Mon 8700, 9700	102001/ 102005	VSI-Pro V13.00/ VSI-Pro Max	106074	Cable for Micros E-Mon 8700, 9700
Micros IDN Network	102001/ 102005	VSI-Pro V13.00/ VSI-Pro Max	106075	Cable for Micros IDN Network
Microlec Master Series 9500	102001/ 102005	VSI-Pro V13.00/ VSI-Pro Max	106076	Cable for Microlec Master Series 9500
MSD	102001/ 102005	VSI-Pro V13.00/ VSI-Pro Max	106077	Cable for MSD
MSI	102001/ 102005	VSI-Pro V13.00/ VSI-Pro Max	108009	Triport for MSI
Multipoint TCR-10, 20	102001/ 102005	VSI-Pro V13.00/ VSI-Pro Max	106079	Cable for multipoint TCR-10, 20
NCR 1255	102001/ 102005	VSI-Pro V13.00/ VSI-Pro Max	103001	Interface Converter for NCR 1255
NCR 2113, 3000	102001/ 102005	VSI-Pro V13.00/ VSI-Pro Max	106080	Cable for NCR 2113, 3000
NCR 2113, 3000	102001/ 102005	VSI-Pro V13.00/ VSI-Pro Max	103001	Interface Converter for NCR 2113, 3000
NCR 2170	102001/ 102005	VSI-Pro V13.00/ VSI-Pro Max	106081	Cable for NCR 2170
NCR 2557	102001/ 102005	VSI-Pro V13.00/ VSI-Pro Max	106082	Cable for NCR 2557
NCR 2760	102001/ 102005	VSI-Pro V13.00/ VSI-Pro Max	106083	Cable for NCR2760
NCR 7050 Unity w/LAN Capture	102001/ 102005	VSI-Pro V13.00/ VSI-Pro Max	106084	Cable Kit for NCR 7050 Unity w/ LAN Capture
NCR 7058	102001/ 102005	VSI-Pro V13.00/ VSI-Pro Max	103001	Interface Converter for NCR 7058
NCR 7059	102001/ 102005	VSI-Pro V13.00/ VSI-Pro Max	106085	Cable for NCR 7059
NCR 7197	102001/ 102005	VSI-Pro V13.00/ VSI-Pro Max	106086	Cable for NCR 7197
NCR 7402	102001/ 102005	VSI-Pro V13.00/ VSI-Pro Max	106087	Cable for NCR 7402
NCR 7450	102001/ 102005	VSI-Pro V13.00/ VSI-Pro Max	106088	Cable for NCR 7450
NCR 7452	102001/ 102005	VSI-Pro V13.00/ VSI-Pro Max	106089	Cable for NCR 7452
NCR 7453Q	102001/ 102005	VSI-Pro V13.00/ VSI-Pro Max	106090	Cable for NCR 7453Q
NCR 7454 WS	102001/ 102005	VSI-Pro V13.00/ VSI-Pro Max	106091	Cable Kit for NCR 7454 WS
NCR 7456	102001/ 102005	VSI-Pro V13.00/ VSI-Pro Max	106092	Cable Kit for NCR 7456
Nixdorf Beetle 50	102001/ 102005	VSI-Pro V13.00/ VSI-Pro Max	103001	Interface Converter for Nixdorf Beetle 50
Nixdorf Beetle L	102001/ 102005	VSI-Pro V13.00/ VSI-Pro Max	106093	Cable for Nixdorf Beetle L
Nixdorf POS 2000, 2010	102001/ 102005	VSI-Pro V13.00/ VSI-Pro Max	103001	Interface Converter for Nixdorf POS 2000, 2010
Nixdorf POS 2010, RS232	102001/ 102005	VSI-Pro V13.00/ VSI-Pro Max	106094	Cable Kit for Nixdorf POS 2010, RS232

To Place an Order Call 713-686-8409 or email [infousa@aveusa.com](mailto:infousa@aveusa.com)



Manufacturer / Model	VSI Part	Description	Connector	Description
Norand 1200	102001/ 102005	VSI-Pro V13.00/ VSI-Pro Max	104023	ECR Kit for Norand 1200
Norand 1200	102001/ 102005	VSI-Pro V13.00/ VSI-Pro Max	103001	Interface Converter for Norand 1200
Olivetti POS	102001/ 102005	VSI-Pro V13.00/ VSI-Pro Max	106095	Cable for Olivetti POS
Olympia 4100	102001/ 102005	VSI-Pro V13.00/ VSI-Pro Max	106096	Cable for Olympia 4100
Omega 2000	102001/ 102005	VSI-Pro V13.00/ VSI-Pro Max	106097	Cable for Omega 2000
Omron 4601 (RS)	102001/ 102005	VSI-Pro V13.00/ VSI-Pro Max	106098	Cable for Omron 4601 (RS)
Omron 4602 (RS)	102001/ 102005	VSI-Pro V13.00/ VSI-Pro Max	106099	Cable for Omron 4602 (RS)
Omron 4603 (RS)	102001/ 102005	VSI-Pro V13.00/ VSI-Pro Max	106100	Cable for Omron 4603 (RS)
Omron RS12	102001/ 102005	VSI-Pro V13.00/ VSI-Pro Max	104024	ECR Kit for Omron RS12
Omron RS3510	102001/ 102005	VSI-Pro V13.00/ VSI-Pro Max	104025	ECR Kit for Omron RS3510
Omron RS-3550, 8550	102001/ 102005	VSI-Pro V13.00/ VSI-Pro Max	106101	Cable for Omron RS-3550, 8550
Omron RS5555, 5550, 5560	102001/ 102005	VSI-Pro V13.00/ VSI-Pro Max	104026	ECR Kit for Omron RS5555, 5550, 5560
Panasonic 4600, 4610	102001/ 102005	VSI-Pro V13.00/ VSI-Pro Max	106102	Cable Kit for Panasonic 4600, 4610
Panasonic 500	102001/ 102005	VSI-Pro V13.00/ VSI-Pro Max	106103	Cable Kit for Panasonic 500
Panasonic 5000, 5500, 6000, 7500	102001/ 102005	VSI-Pro V13.00/ VSI-Pro Max	106104	Cable Kit for Panasonic 5000, 5500, 6000, 7500
Panasonic 7000, 7010	102001/ 102005	VSI-Pro V13.00/ VSI-Pro Max	106105	Cable Kit for Panasonic 7000, 7010
Panasonic 8000, 8800	102001/ 102005	VSI-Pro V13.00/ VSI-Pro Max	106106	Cable Kit for Panasonic 8000, 8800
Panasonic GS-750-WS	102001/ 102005	VSI-Pro V13.00/ VSI-Pro Max	106107	Cable Kit for Panasonic GS-750-SW
Panasonic GS-790-WS	102001/ 102005	VSI-Pro V13.00/ VSI-Pro Max	106108	Cable for Panasonic GS-790-WS
Par 2000/XP	102001/ 102005	VSI-Pro V13.00/ VSI-Pro Max	106109	Cable for Par 2000/XP
Par POS 400	102001/ 102005	VSI-Pro V13.00/ VSI-Pro Max	106110	Cable for Par POS 400
Paragon Clarity Smartpad	102001/ 102005	VSI-Pro V13.00/ VSI-Pro Max	106111	Cable for Paragon Clarity Smartpad
PC's LPT 1-3, DB 25 or Centronics	102001/ 102005	VSI-Pro V13.00/ VSI-Pro Max	103001	Parallel to Serial Converter for PC's 1-3
POSI Touch	102001/ 102005	VSI-Pro V13.00/ VSI-Pro Max	106112	Cable for POSI Touch
Posiflex EPOS	102001/ 102005	VSI-Pro V13.00/ VSI-Pro Max	106113	Cable for Posiflex EPOS
Prosper ET7226	102001/ 102005	VSI-Pro V13.00/ VSI-Pro Max	104027	ECR Kit for Prosper ET7626
Prosper ET826	102001/ 102005	VSI-Pro V13.00/ VSI-Pro Max	106114	Cable for Prosper ET826
Quest VME40X	102001/ 102005	VSI-Pro V13.00/ VSI-Pro Max	106115	Cable for Quest VME40X
Quickbooks POS	102001/ 102005	VSI-Pro V13.00/ VSI-Pro Max	106116	Cable for Quickbooks POS
Radiant M100	102002/ 102005	VSI-Pro V13.24R22/ VSI-Pro Max	106117	Cable Kit for Radiant M100
Riva EPOS System	102001/ 102005	VSI-Pro V13.00/ VSI-Pro Max	106118	Cable for Riva EPOS System
Ruby SuperSystem, Verifone	102001/ 102005	VSI-Pro V13.00/ VSI-Pro Max	108007	Triport For Ruby SuperSystem, Verifone
Ruby Sapphire, Gemstone, Topaz	102001/ 102005	VSI-Pro V13.00/ VSI-Pro Max	106119	Cable Kit for Ruby Sapphire, Gemstone, Topaz
SAM4s 5100, 5115, 5140	102001/ 102005	VSI-Pro V13.00/ VSI-Pro Max	104028	ECR Kit for SAM4s 5100, 5115, 5140
SAM4s 5200, 5215, 5240	102001/ 102005	VSI-Pro V13.00/ VSI-Pro Max	106120	Cable for SAM4s 5200, 5215, 5240
Samsung 46XX	102001/ 102005	VSI-Pro V13.00/ VSI-Pro Max	104028	ECR Kit for Samsung 46XX
Samsung 6500, 6540	102001/ 102005	VSI-Pro V13.00/ VSI-Pro Max	104028	ECR Kit for Samsung 6500, 6540



Manufacturer / Model	VSI Part	Description	Connector	Description
Samsung 6500, 6540	102001/ 102005	VSI-Pro V13.00/ VSI-Pro Max	106121	Cable Kit for Samsung 6500, 6540
Samsung EPOS Systems	102001/ 102005	VSI-Pro V13.00/ VSI-Pro Max	106122	Cable for Samsung EPOS System
Samsung ER650	102001/ 102005	VSI-Pro V13.00/ VSI-Pro Max	106123	Cable Kit for Samsung ER650
Samsung SER7000, SER7040	102001/ 102005	VSI-Pro V13.00/ VSI-Pro Max	106124	Cable Kit Sumsung SER7000, SER7040
Samsung SPS 1000	102001/ 102005	VSI-Pro V13.00/ VSI-Pro Max	106125	Cable Kit for Samsung SPS 1000
Sanyo 425	102001/ 102005	VSI-Pro V13.00/ VSI-Pro Max	106126	Cable for Sanyo 425
Sanyo 635, 345	102001/ 102005	VSI-Pro V13.00/ VSI-Pro Max	106127	Cable for Sanyo 635, 645
Sanyo 690, 691, 692	102001/ 102005	VSI-Pro V13.00/ VSI-Pro Max	106128	Cable for Sanyo 690, 691, 692
Sanyo 700, 710, 720	102001/ 102005	VSI-Pro V13.00/ VSI-Pro Max	106129	Cable for Sanyo 700, 710, 720
Sasi MN 1028	102001/ 102005	VSI-Pro V13.00/ VSI-Pro Max	103001	Interface Converter for Sasi MN 1028
Scale House 2000	102002/ 102005	VSI-Pro V13.24R22/ VSI-Pro Max	106130	Cable for Scale House 2000
Schlumberger <sup>1000, 2000, 3000, 4000, Pro</sup>	102001/ 102005	VSI-Pro V13.00/ VSI-Pro Max	106131	Cable for Schlumberger <sup>1000, 2000, 3000, etc.</sup>
Schlumberger Fuel POS	102001/ 102005	VSI-Pro V13.00/ VSI-Pro Max	106132	Cable for Schlumberger Fuel POS
Sharp 1911	102001/ 102005	VSI-Pro V13.00/ VSI-Pro Max	104029	ECR Kit for Sharp 1911
Sharp 2908	102001/ 102005	VSI-Pro V13.00/ VSI-Pro Max	104030	ECR Kit for Sharp 2908
Sharp 2910	102001/ 102005	VSI-Pro V13.00/ VSI-Pro Max	104031	ECR Kit for Sharp 2920
Sharp 3220, 3221	102001/ 102005	VSI-Pro V13.00/ VSI-Pro Max	106133	Cable for Sharp 3220, 3221
Sharp 4000, 4500	102001/ 102005	VSI-Pro V13.00/ VSI-Pro Max	106134	Cable for Sharp 4000, 4500
Sharp <sup>ER-A410, ER-A420, 450T, 520, 530</sup>	102002/ 102005	VSI-Pro V13.24R22/ VSI-Pro Max	106135	Cable for Sharp <sup>ER-A410, ER-A420, 450T, 520, 530</sup>
Sharp ER-1772S	102001/ 102005	VSI-Pro V13.00/ VSI-Pro Max	104032	ECR Kit for Sharp ER-1772S
Sharp ER-1875	102001/ 102005	VSI-Pro V13.00/ VSI-Pro Max	104033	ECR Kit for Sharp ER-1875
Sharp ER-1920/1	102001/ 102005	VSI-Pro V13.00/ VSI-Pro Max	104029	ECR Kit for Sharp ER-1920/1
Sharp ER-1970	102001/ 102005	VSI-Pro V13.00/ VSI-Pro Max	104029	ECR Kit for Sharp ER-1970
Sharp ER-3100	102001/ 102005	VSI-Pro V13.00/ VSI-Pro Max	104034	ECR Kit for Sharp ER-3100
Sharp ER-3110	102001/ 102005	VSI-Pro V13.00/ VSI-Pro Max	104034	ECR Kit For Sharp ER-3110
Sharp ER-3115	102001/ 102005	VSI-Pro V13.00/ VSI-Pro Max	104034	ECR Kit For Sharp ER-3115
Sharp ER-A310	102001/ 102005	VSI-Pro V13.00/ VSI-Pro Max	104035	ECR Kit For Sharp ER-A310
Sharp ER-A330	102001/ 102005	VSI-Pro V13.00/ VSI-Pro Max	104036	ECR Kit For Sharp ER-A330
Sharp ER-A440, A460, A470	102001/ 102005	VSI-Pro V13.00/ VSI-Pro Max	104037	ECR Kit For Sharp <sup>ER-A440, A460, A470</sup>
Sharp ER-A510	102001/ 102005	VSI-Pro V13.00/ VSI-Pro Max	104007	ECR Kit For Sharp ER-A510
Sharp ER-A550	102001/ 102005	VSI-Pro V13.00/ VSI-Pro Max	104007	ECR Kit For Sharp ER-A550
Sharp ER-A570	102001/ 102005	VSI-Pro V13.00/ VSI-Pro Max	104007	ECR Kit For Sharp ER-A570
Sharp ER-A610	102001/ 102005	VSI-Pro V13.00/ VSI-Pro Max	104007	ECR Kit For Sharp ER-A610
Sharp ER-A750	102001/ 102005	VSI-Pro V13.00/ VSI-Pro Max	106136	Cable Kit for Sharp ER-A750
Sharp ER-A770	102001/ 102005	VSI-Pro V13.00/ VSI-Pro Max	106137	Cable for Sharp ER-A770
Sharp UP 3000/330, UP3301	102001/ 102005	VSI-Pro V13.00/ VSI-Pro Max	106138	Cable Kit for Sharp <sup>UP3000/3300, UP3301</sup>
Sharp UP 600/700	102001/ 102005	VSI-Pro V13.00/ VSI-Pro Max	106139	Cable Kit for Sharp UP600/700

To Place an Order Call 713-686-8409 or email [infousa@aveusa.com](mailto:infousa@aveusa.com)




Manufacturer / Model	VSI Part	Description	Connector	Description
Sicom	102001/ 102005	VSI-Pro V13.00/ VSI-Pro Max	106140	Cable for Sicom
Squirrel POS	102001/ 102005	VSI-Pro V13.00/ VSI-Pro Max	108008	Triport for Squirrel POS
Star 8540	102001/ 102005	VSI-Pro V13.00/ VSI-Pro Max	103001	Parallel to serial converter for Star 8540
Star SP-300, 8540	102001/ 102005	VSI-Pro V13.00/ VSI-Pro Max	106141	Cable for Star SP-300, 8540
Star SP-3000	102001/ 102005	VSI-Pro V13.00/ VSI-Pro Max	103001	Parallel to serial converter for Star SP-3000
Star TSP 200 Printer	102001/ 102005	VSI-Pro V13.00/ VSI-Pro Max	106142	Cable for Star TSP200 Printer
Suntronic 890, 891, 960, 2000	102001/ 102005	VSI-Pro V13.00/ VSI-Pro Max	106143	Cable for Suntronic 890, 891, 960, 2000
Swintec 2250	102001/ 102005	VSI-Pro V13.00/ VSI-Pro Max	106144	Cable for Swintec 2250
Synchronics POS V12, V6.0	102001/ 102005	VSI-Pro V13.00/ VSI-Pro Max	106145	Cable for Synchronics POS V12, V6.0
TEC 1050, 1060	102001/ 102005	VSI-Pro V13.00/ VSI-Pro Max	106146	Cable for TEC 1050, 1060
TEC 1100, 1190	102001/ 102005	VSI-Pro V13.00/ VSI-Pro Max	106147	Cable for TEC 1100, 1190
TEC 1190, 1400	102001/ 102005	VSI-Pro V13.00/ VSI-Pro Max	106148	Cable for TEC 1190, 1400
TEC 1300	102001/ 102005	VSI-Pro V13.00/ VSI-Pro Max	104038	ECR Kit for TEC 1300
TEC 135, 136, 141, 190, 191	102001/ 102005	VSI-Pro V13.00/ VSI-Pro Max	106149	Cable for TEC 135, 136, 141, 190, 191
TEC 1350	102001/ 102005	VSI-Pro V13.00/ VSI-Pro Max	104039	ECR Kit for TEC 1350
TEC 1535, 1595	102002/ 102005	VSI-Pro V13.24R22/ VSI-Pro Max	106150	Cable for TEC 1535, 1595
TEC 1450, 1650, 1600, 1700, 1900	102001/ 102005	VSI-Pro V13.00/ VSI-Pro Max	104040	ECR Kit for TEC 1450, 1650, 1600, 1700, 1900
TEC 206, 216	102001/ 102005	VSI-Pro V13.00/ VSI-Pro Max	106151	Cable for TEC 206, 216
TEC 2200, 2300	102001/ 102005	VSI-Pro V13.00/ VSI-Pro Max	103001	Parallel to serial converter for TEC 2200, 2300
TEC 227	102001/ 102005	VSI-Pro V13.00/ VSI-Pro Max	106152	Cable for TEC 227
TEC FDS-30	102001/ 102005	VSI-Pro V13.00/ VSI-Pro Max	106153	Cable for TEC FDS-30
TEC FDS-300	102001/ 102005	VSI-Pro V13.00/ VSI-Pro Max	106154	Cable for TEC FDS-300
TEC FS-150, 160	102001/ 102005	VSI-Pro V13.00/ VSI-Pro Max	106155	Cable for TEC FS-150, 160
TEC FS3700	102001/ 102005	VSI-Pro V13.00/ VSI-Pro Max	106156	Cable for TEC FS3700
TEC MA 1595	102002/ 102005	VSI-Pro V13.24R22/ VSI-Pro Max	106157	Cable for TEC MA 1595
TEC MA 305	102001/ 102005	VSI-Pro V13.00/ VSI-Pro Max	104041	ECR Kit for TEC MA 305
TEC MA-1400	102001/ 102005	VSI-Pro V13.00/ VSI-Pro Max	104042	ECR Kit for TEC MA-1400
TEC MA-1450, MA-1650/FS-1650	102001/ 102005	VSI-Pro V13.00/ VSI-Pro Max	104040	ECR Kit for TEC MA-1450, MA-1650/FS1650
TEC MA-1700	102001/ 102005	VSI-Pro V13.00/ VSI-Pro Max	104042	ECR Kit for TEC MA-1700
TEC MA-230	102001/ 102005	VSI-Pro V13.00/ VSI-Pro Max	103001	Interface Converter for TEC MA-230
TEC MA-270	102001/ 102005	VSI-Pro V13.00/ VSI-Pro Max	103001	Interface Converter for TEC MA-270
TEC MA-290	102001/ 102005	VSI-Pro V13.00/ VSI-Pro Max	103001	Interface Converter for TEC MA-290
TEC MA-516	102001/ 102005	VSI-Pro V13.00/ VSI-Pro Max	104043	ECR Kit for TEC MA516
TEC RE-3000, 3500	102001/ 102005	VSI-Pro V13.00/ VSI-Pro Max	106158	Cable for TEC RE-3000, 3500
TEC ST-5600	102001/ 102005	VSI-Pro V13.00/ VSI-Pro Max	106159	Cable Kit for TEC ST-5600
TEC ST-5601 Cost Cutter	102001/ 102005	VSI-Pro V13.00/ VSI-Pro Max	106160	Cable for TEC ST-5601 Cost Cutter
Teknika G-3600	102001/ 102005	VSI-Pro V13.00/ VSI-Pro Max	106161	Cable for Tenika G-3600



Manufacturer / Model	VSI Part	Description	Connector	Description
Teledo 8142, 8530, 8582	102002/ 102005	VSI-Pro V13.24R22/ VSI-Pro Max	106162	Cable for Teledo 8142, 8530, 8582
Texas Digital	102001/ 102005	VSI-Pro V13.00/ VSI-Pro Max	106163	Cable for Texas Digital
Texas Instruments 924 POS	102001/ 102005	VSI-Pro V13.00/ VSI-Pro Max	106164	Cable for Texas Instruments 924 POS
Tokheim Fuel POS	102001/ 102005	VSI-Pro V13.00/ VSI-Pro Max	106165	Cable for Tokheim Fuel POS
Tokheim Highway	102001/ 102005	VSI-Pro V13.00/ VSI-Pro Max	106166	Cable for Tokheim Highway
Tokheim MEMS-5, Vision 200	102001/ 102005	VSI-Pro V13.00/ VSI-Pro Max	106167	Cable for Tokheim MEMS-5, version 200
Towa 8626 MP3	102001/ 102005	VSI-Pro V13.00/ VSI-Pro Max	104020	ECR Kit for Towa 8626 MP3
Towa ET-6420S	102001/ 102005	VSI-Pro V13.00/ VSI-Pro Max	104044	ECR Kit for Towa ET-6420S
Towa Prosper ET-7626	102001/ 102005	VSI-Pro V13.00/ VSI-Pro Max	104019	ECR Kit for Towa Prosper ET-7626
Triangle TMS-16	102001/ 102005	VSI-Pro V13.00/ VSI-Pro Max	106168	Cable for Triangle TMS-16
Ultimate Tech Model 1 Pole Display	102001/ 102005	VSI-Pro V13.00/ VSI-Pro Max	106169	Cable for Ultimate Tech Model 1 Pole Display
Ultimate Tech PCOS Series 50 Printers	102001/ 102005	VSI-Pro V13.00/ VSI-Pro Max	103001	Interface Converter for Ultimate Tech
Ultimate Tech Pole Display	102001/ 102005	VSI-Pro V13.00/ VSI-Pro Max	106170	Cable for Ultimate Tech Pole Display
Uniwell SX Series	102001/ 102005	VSI-Pro V13.00/ VSI-Pro Max	106171	Cable for Uniwell SX-Series
Uniwell System 3	102001/ 102005	VSI-Pro V13.00/ VSI-Pro Max	106172	Cable for Uniwell System 3
Uniwell TX-850	102001/ 102005	VSI-Pro V13.00/ VSI-Pro Max	106173	Cable for Uniwell TX-850
Uniwell UX50	102001/ 102005	VSI-Pro V13.00/ VSI-Pro Max	104045	ECR Kit for Uniwell UX50
Uniwell UX Series	102001/ 102005	VSI-Pro V13.00/ VSI-Pro Max	06174	Cable for Uniwell UX 60
Uniwell UX-M750	102001/ 102005	VSI-Pro V13.00/ VSI-Pro Max	106182	Cable for Uniwell UXM750
V3 Plus	102001/ 102005	VSI-Pro V13.00/ VSI-Pro Max	106183	Cable for V3 Plus
Vectron POS Mini	102001/ 102005	VSI-Pro V13.00/ VSI-Pro Max	106184	Cable for Vectron POS Mini
Virtually All Parallel Printers	102001/ 102005	VSI-Pro V13.00/ VSI-Pro Max	103001	Parallel to serial converter for all Parallel Printers
Virtually All Serial printers	102001/ 102005	VSI-Pro V13.00/ VSI-Pro Max	106185	Cable for virtually all serial printers
Wright Touch Model 3000	102001/ 102005	VSI-Pro V13.00/ VSI-Pro Max	106186	Cable for Wright Touch Model 3000



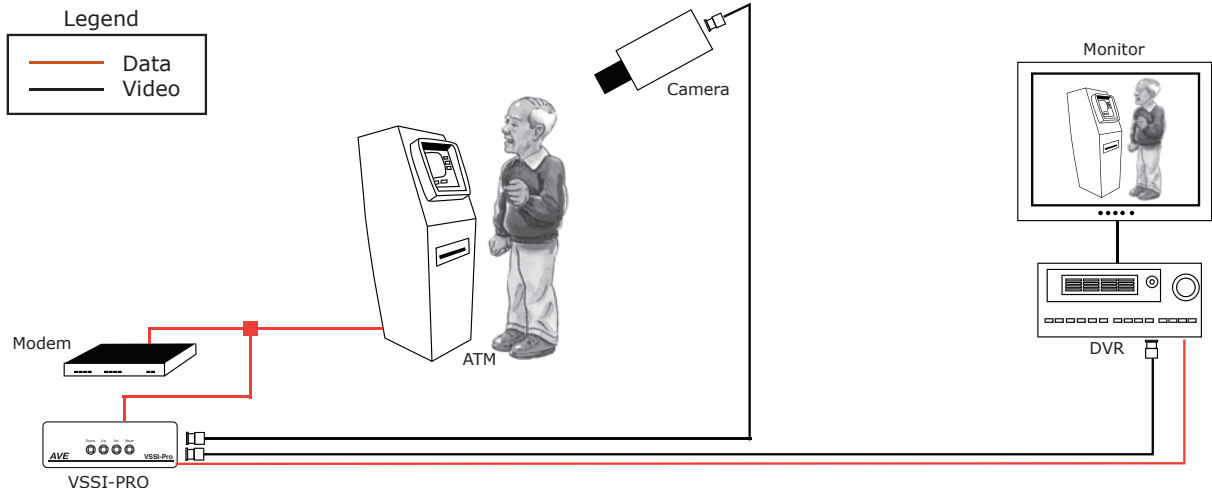
## VSSI-Pro



- Works with existing DVR or VCR based recording system
- Built in “Suspicious Transaction” history
- Compatible with virtually all ATMs world wide
- Permanently embeds the transaction data into video
- Now with direct DVR search
- Controls PTZ, Matrix, and DVRs

Fraud at ATM machines is on the increase. Gartners Research estimated that \$2.75 billion has been stolen from three million bank accounts through various kinds of ATM and debit card fraud in a single 12 month period in the USA. The Association of Payment Clearing Services in the UK reports an 18% increase in ATM card fraud from 2004-2005. The increase in fraud is directly related to the ease for criminals to clone a debit card.

AVE offers a complete package for monitoring bank locations as well as ATM machines. AVE’s solution allows for the collection of critical data and video. The system can automatically notify security staff, archive suspicious activity, and switch to real-time recording if needed.



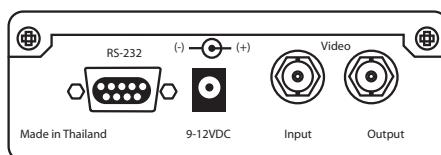
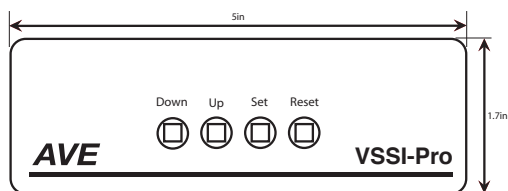
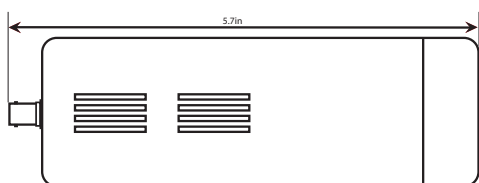




VSSI-Pro

## Specifications

Video In (BNC)	1V p-p Terminated 75 ohms +/- 20%	Exception History Buffer	More than 100 lines of exceptions and time stamps
Video Out (BNC)	1 V p-p Terminated or unterminated	Negative Exceptions	Removes unwanted data from view
Video S/N	Better than 50dB	Display Characters	40
Video B/W	Better than 7MHz	Number of Lines	1-11
Power	9-12 VDC 130mA nominal, 150mA maximum with alarms	Character Gray Scale	8 levels of gray
Battery Backup NiMH	1 year with 24 hour charge	Matte Character Border	8 levels of gray
Baud Rate	Auto, 135, 150, 300, 600, 1200, 2400, 4800, 9600, 19.2K, 28.8K, and 38.4K	Screen update Delay	.5s Auto Scrolling from last line; On or Off
Word Length	7 or 8	Line Processing	Compress, Truncate, Left Justify
Parity	ODD, EVEN, NONE	Temperature Rating	0°C - 50° C, 32°F - 122° F
Stop Bits	1	Humidity	Non-Condensing 85% RH
Data Buffer	32K Bytes	Weight	0.70Kg or 1.55lbs
Alarm Outputs	Open Collector 12VDC @20mA	Maximum Size w/Connectors	145L x 127W x 43H (mm), 5.7L x 5W x 1.7H (in)
RTS Alarm Output	Hi-z Pulled up with 303K	Packed in White Box with manual	1.20Kg or 2.65lbs
Real Time Clock	12 or 24 Hr		





## TCP/IP



TCPIP232 ATM Interface is designed to capture ATM transactions on an ATM LAN system then convert captured transactions to the serial port to interface with the VSSI-Pro ( ATM serial Interface) or Digital Video Recorder (DVR) which supports text insertion and overlays transaction information to video.

### TCPIP Connections

There are 2 kinds of connection for TCPIP232

#### 1. Stand alone with Digital Video Recorder

This connection will interface directly to a DVR that supports text insertion. This insertion will interface via RS232C only from TCPIP232 rear panel. See. Figure 1

#### 2. VSSI-pro Interface

VSSI-Pro supports text insertion and has programmable gray scale and background of text insertion. User is able to define the ATM IP addresses via On-screen programming on the VSSI-Pro menu. See Figure 2.



VSSI-Pro

### Specifications

Power	9-12 VDC 130mA nominal, 150mA maximum	Weight	0.70kg or 1.55lbs
Temperature Rating	0°C - 50° C, 32°F - 122° F	Maximum Size Packed in White Box with manual	1.2kg or 2.65lbs
Humidity	Non-Condensing 85% RH		

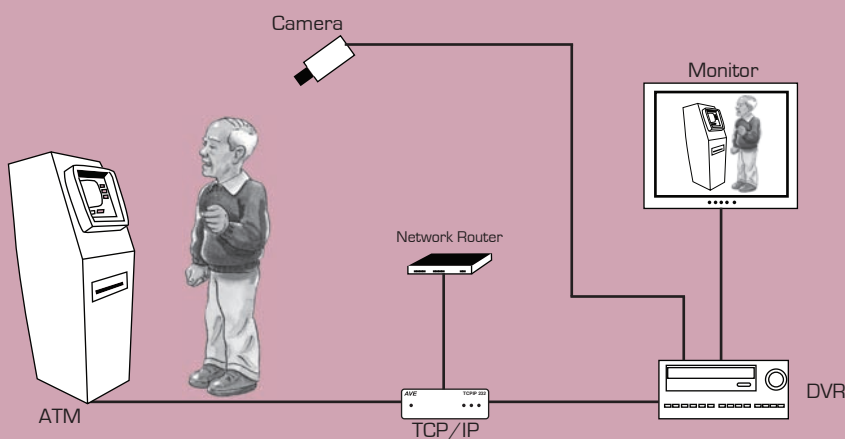


Figure 1 - Stand Alone Connection

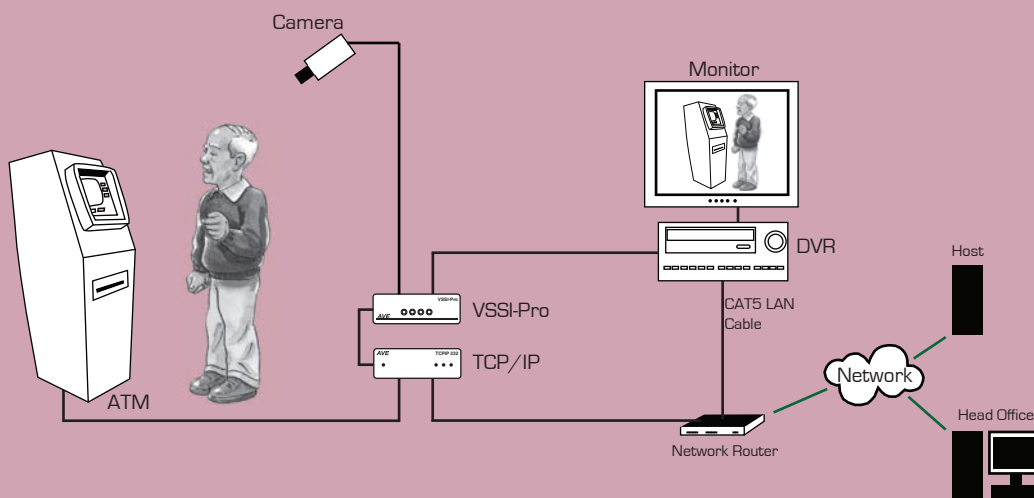

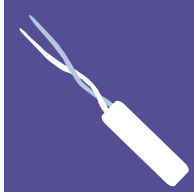


Figure 2 - VSSI-Pro Interface



## UTP- 1500

Passive Video Transceiver




The UTP 1500 is a passive device which allows for the transmission of Video, audio and Pan & Tilt & Zoom or other modulated embedded bidirectional control signals over Unshielded Twisted Pair (UTP)

This simple Device requires no tools to install, just push and hold the locking buttons, insert the wire and release.

### What does the UTP-1500 do?


The AVE-UTP-1500 Video Adapter allows a Video signal to travel up to 3,000 feet or 900m in B&W or 2,000 feet in Color using Unshielded Twisted Pair Cable (CAT5 for example.) The 1500 can transmit composite video as well as embedded PTZ Control (Coaxitron.)

The AVE UTP-1500 Passive Transceiver allows you to take advantage of existing structured wiring in a building, or run UTP cable instead of the more expensive and harder to manipulate coaxial cable.



## UTP- Hubs

For multiple camera installations the use of the passive or active hubs simplify installation. The AVE hubs include individual cage clamps for individual UTP video runs or a common RJ45 for CAT 5 which can accommodate 4 video cameras in one cable run. The dealer friendly design allows simple wall mounting of the two piece design. For the 8 or 16 camera hubs rack mounting ears are provided for forward or reverse mounting along with attractive desktop mounting. Active models allow for 12-28 VAC or VDC power source for any installation requirement.



Easy to use Push Terminal allows for simple wire connections without tools.




UTP 4x1500 Hub



UTP 8x1500 Hub

\* UTP 16x1500 Hub not pictured




## PIPc-Pro

### Picture in Picture



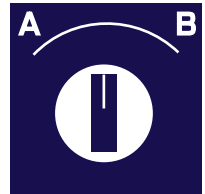
The PIPc-Pro combines 2 camera views on a single video channel. It's advanced design allows for any 2 surveillance cameras to be displayed as either Split Screen (horizontal or vertical), Picture in picture, or compressed (two full screens compressed on a single view). Picture in picture can be placed anywhere on-screen in either 1/16 or 1/9 inset picture size.



The PIPc-Pro can be controlled by front panel buttons, RS-232, or Alarm inputs. Freeze mode allows the user to freeze images on the fly for closer review.

The PIPc-Pro is Ideal for:

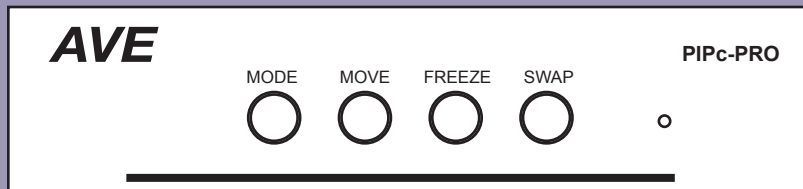
- Casinos
- Front Desk
- Mobile video systems
- Industrial
- Military



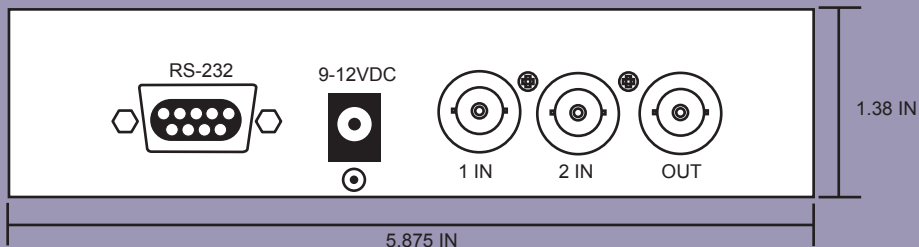
## Specifications

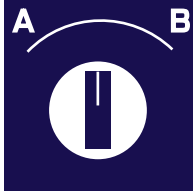
Video Inputs	1VP-P +/- 10% ohm terminated	Resolution	212 x 88 pixels
Video In/Out	1VP-P terminated 75 ohms or unterminated	Inset A/D	5 bit scale
Power Supply	12VDC @ 240mA included UL/CSA wall transformer	Connectors:	BNC
Swap Alarm In	12VDC @ 300mA	Video In/Out	DC Coax 2.1mm x 5.5mm
PIP On Alarm In	Contact closure to ground	Power Input	Screw terminal with quick disconnect
PIP Border	Contact closure to ground White, Black, Green, Blue, Red or Off	Alarm Inputs	
PIP Sizes	1/9, 1/16 approximate size of full screen	Mechanical:	
Battery Backup	NiCad 90 days after 24hr charge	Case	Beige Metal 5.13" W x 4.90" L x 1.38" H
		Weight	0.60kg (1.32lbs)
		Box Size	8.0" W x 7.0" L x 2.5" H
		Operation Temperature	5° C ≈ 40° C (41° F ≈ 104° F)

### Front View



### Back View





## TDCT-Pro

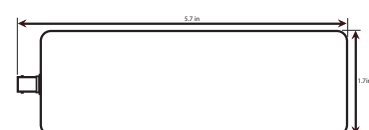
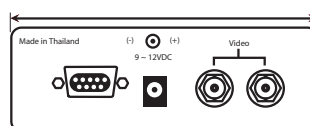
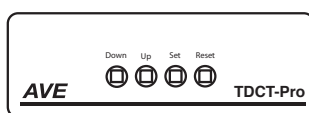
Time Date Character - Title Generator



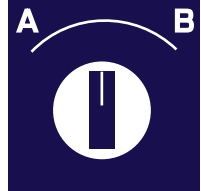
The TDCT is a VLSI digital design for the highest reliability and quality offered today in a Time & Date Camera Titling generator. All selections are set through interactive on-screen programming. The low power CMOS circuitry offers a full 90 days of rechargeable battery backup. Digital programming includes characters from white to black, gray scale in 8 levels, full screen positioning, Time & Date, Title, or both.

### Features

- Easy on screen programming
- Programmable Date & Time
- Programmable single or dual line
- Time & Date display
- Programmable Time Format hh/mm/ss or hh/mm/ss/fr (hh/mm/ss/fr will result in two line time and date display. The fr= frame rate 1/60 sec for NTSC and 1/50 for PAL)
- Programmable 12 hour or 24 hour time format
- Programmable date mm/dd/yy or dd/mm/yy or yy/mm/dd
- Programmable title
- On screen title up to 20 characters, up to 10 character size, and single line display
- Gray scale and border selection from front panel and from programming menu.
- Programmable master and slave selection
- Set or change the title of the master or the slave TDCT via serial interfacing between the master TDCT and a communication device (i.e. Personal computer)
- Synchronizing the time and date between master and slave RS-232 input and output
- Daylight savings compatible







## Specifications

Video In (BNC)	1V P-P Terminated 75 ohms +/- 20%	Data Buffer	32K Bytes
Video Out (BNC)	1V P-P Terminated or Unterminated	Alarm Outputs Pin 1 & 9	Open Collector 12VDC @ 20mA
Video S/N	Better than 50dB	Real Time Clock	12 or 24 Hr
Video B/W	Better than 7MHz	Date Format	MM/DD/YY, DD/MM/YY, YY/MM/DD
Power (DC Coax 2.1mm x 5.5mm)	9-12VDC 170mA	Display Characters	40
Battery Backup NIMH	1 year with 24 hour charge	Number of Lines	1 or 2
Serial Port (DB-9 female)	RS - 232C RXD-Pin 2, TXD-Pin 3, GND-Pin 5	Character Gray Scale	8 Levels of Gray
Serial Port (DB-9 female) RS - 485/RS - 422	A- Pin 4, B- Pin 6, GND- Pin 5	Matte Character Border	8 Levels of Gray
Serial Port (DB-9 female) Passive Hi-Z	RXD- Pin 2, TXD- Pin 3, GND- Pin 5	Screen Update Delay .5s	ON or OFF
Baud Rate	AUTO, 135, 150, 300, 600, 1200, 2400, 9600, 19.2K, 28.8K, and 38.4K	Temperature	0° - 50°C, 32° - 122°F
Word Length	7 or 8	Humidity	Non-Condensing 85% RH
Parity	ODD, EVEN, NONE	Weight	1.5lbs
Stop Bits	1	Beige Metal Enclosure	5.12L x 5W x 1.5H (in)
RTS / CTS Handshaking	ON or OFF 3.3K Pull Up	Maximum Size with Connectors	5.7L x 5W x 1.7H (in)
DTR / DSR	3.3K Pull Up	Packed in White Box with Manual	2.26lbs

## TDT-Pro

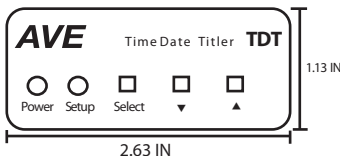
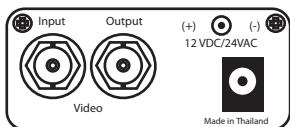
Time / Date Titler



The AVE TDT is a camera time, date, and title generator. The output is compatible with any CCTV monitor, DVR, Matrix, etc... The TDT will work with either color or monochrome.

### Features


- Displays Hours, Minutes, and Seconds
- 20 Character title
- NTSC/PAL
- Power failure indicator
- Color or Monochrome Cameras
- Adjustable Position
- Adjustable Background



### Specifications

Video	BNC-2 Passive video look-through
Video Input/Output	NTSC/EIA Volt P-P. 75 ohm termination
Video Format	
Display	
Titler Format	20 Alpha-Numeric Character
Date-Time Format	MM - DD - YY, HH:MM.SS, A(A-AM, P-PM)
Clock Accuracy	5ppm
On-Screen Width	75% of active display width
Character Heights	18 lines (8.5% of total image height)
Control / Programming	
Control Interface	3 Front panel buttons: Select, Up, and Down
Status Indicators	2 Front panel LEDs: Power (Green), Setup (Red)
Back-Up Battery	1 year internal, rechargeable NIMH
Size	3 3/8"D x 2 5/8"W x 1 1/8"H
Weight	12 oz / .34Kg
Power	2.1mm 5.5mm DC Power Connector
Warranty	2 year parts and labor

To Place an Order Call 713-686-8409 or email [infousa@aveusa.com](mailto:infousa@aveusa.com)



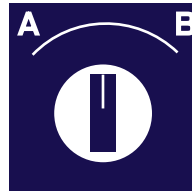
## 8 PSWT, 4 PSWT, 2 PSWT Switchers

The 8PSWT is an eight position position alarming, homing, bypassing sequential video switcher. Two alarm inputs via rear cage clamp connectors allow homing to camera 4 or camera 8 in a manual mode. Upon release of the alarm inputs, the switcher continues from where it left off prior to the alarm occurrence. Front panel LED indicators show which camera is currently being homed.

The three position toggle switches allow instant manual homing, camera bypassing except upon alarm, and auto sequencing mode. There are two separate recessed dwell pots to control the dwell time of cameras 1-4 and 5-8 independently. The 8PSWT is powered by 9-12VDC and is supplied with a UL approved wall transformer.

The 4PSWT is a four position alarming, homing, by passing sequential video switcher. One alarm input via a rear cage clamp connector allows homing to camera 4 in a manual mode. Upon release of the alarm input, the switcher continues from where it left off prior to the alarm occurrence. Front panel LED indicators show which camera is currently being homed. The three position toggle switchers allow instant manual homing, camera by passing except upon alarm, and auto sequencing mode. There is a recessed Dwell pot on the front panel to adjust the dwell time from approximately 1 second to 30 seconds. The 4PSWT is powered by 9-12VDC and is supplied with a UL approved wall transformer.

The 2PSWT is a basic two position homing and sequencing video switcher. The front panel controls consist of a three position toggle switch for homing to either camera one or two or setting the dwell time via a recessed pot in the front panel. The dwell time can be set from approximately two seconds to one minute. The 2PSWT is powered by a 9-12VDC and is supplied with a UL approved wall transformer.



## Specifications

Video Inputs switch	1VP-P ohm terminated; toggle selectable	Alarm Input	Screw terminal with quick disconnect (4 & 8 Position)
Toggle Positions	Bypass, Sequence & Home	Mechanical	
Video Outputs	1VP-P ohm terminated or unterminated	Case	Beige Metal 9.80" W x 5.13" L x 1.38" H (8 position) Beige Metal 5.13"W x 4.90" L x 1.38" H (4 Position) Beige Metal 3.15" W x 4.53 L x 1.18" H (2 Position)
Dwell Adjust	Front panel recessed pot		
Dwell Time	From approximately .2 sec to 1 minute		
Power	5-12VDC	Weight	2.64lbs. (8), 1.32lbs. (4), 0.84lbs. (2)
Power Supply	9-12VDC @ 100mA	Box Size	9.0" W x 5.125" L x 1.5" H (8), 8.0" W x 7.0" L x 2.5" H (2,4)
Connectors			
Video In/Out	BNC		
Power Input	DC Coax 2.1mm x 5.5mm		




2 Position Switch



4 Position Switch



8 Position Switch



## VECA

### Video Enhancer Compensator Amplifier



The VECA is an inline device to compensate for video degradation due to long cables. There are two controls on the VECA, one for enhancing and the other for gain.

#### Installation

Connect the VECA in line with the video signal you wish to enhance. Adjust the gain so the over all video level at the monitoring end is returned to 1V P-P. Then turn on the Enhance switch and adjust clockwise until the picture is improved to your satisfaction.

#### Gain

This control amplifies or attenuates the overall gain or video level of the signal. This can recover attenuated signals due to long cable runs up to X2 video gain. It can also attenuate the video gain if the video is too high or you up enhance to maximum.

#### Enhance

This control improves the video picture to get high quality by rectifying the picture contour. Move the control clockwise to increase the high frequency component of the video signal to enhance the picture. Turning the control all the way counter clockwise will attenuate the high frequency portion of the video for a soft look.

#### Enhance On/Off

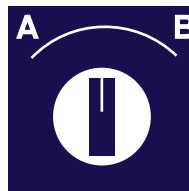
If this switch is in the "Off" position the enhancement circuitry is turned off and the adjustment control makes no difference. In this position the user can adjust the proper overall video level. In the "On" Position the enhancement is enabled and one can adjust for optimum enhancement.

#### Default Factory Adjustment

The factory presets the Gain at unity X1 which is no amplification or attenuation. The enhancement adjustment is nominal and unity or X1 enhancement. The enhance switch is in the "Off" Position.


#### Power

The VECA uses a standard 2.1mm x 5.5mm DC Coax Plug for power. 12VDC @ 100ma is required.



## VDA-401

### Video Distribution Amplifier



The VDA-401 is a high quality one-input looping to six-output video/audio distribution amplifier. The high performance amplifier contains a built-in switch in the rear of the unit for selecting looping or 75 ohm termination on the video input. All outputs are short circuit protected and each can drive a 75 ohm terminated load.

A level adjustment for the video/audio outputs is accessible on the front panel. This adjustment gives full range amplification or attenuation depending on the system requirements. All outputs are adjusted simultaneously by this one control.

All video/audio outputs are AC-coupled. Each video/audio output is driven by an individual 75 ohm video driver. All specifications are measured at 75 ohm termination.

The compact metal enclosure maintains top performance in all kinds of mounting situations. A small UL/CSA-rated wall transformer supplies 9-12 VDC to the unit or 24Vac input.

### Features

- One Video Input and Four Video Outputs
- Adjustable Gain on Front Panel
- Video Output short Circuit Protection
- Multi voltage Power Supply 9-12DVC or 24Vac
- Low Power Design
- 75 Ohm Video Outputs and Drivers
- Outputs are AC Coupled
- Compact Size

### Specifications

Video Inputs	0.5-2V P-P +/- 10% 75 ohm terminated
Video Outputs	0-2V P-P terminated 75 ohms terminated
Power Supply	9-12VDC @ 240mA, Included UL/CSA wall transformer 9-12VDC @300mA
Band Width	10Hz-10MHz +/- 1dB
S/N	60db
Output Impedance	75 Ohms
Power Consumption	3 Watts Max
Video Level	Screw Driver Single Turn Potentiometer
Connectors	
Video In/Out	BNC Die cast
Power Input	DC Coax 2.1mm x 5.5mm
Mechanical	
Case	Beige Metal 4.5" W x 5.0"L x 1.38"H
Weight	1.00lbs
Box Size	8.0" W x 7.0" L x 2.5" H



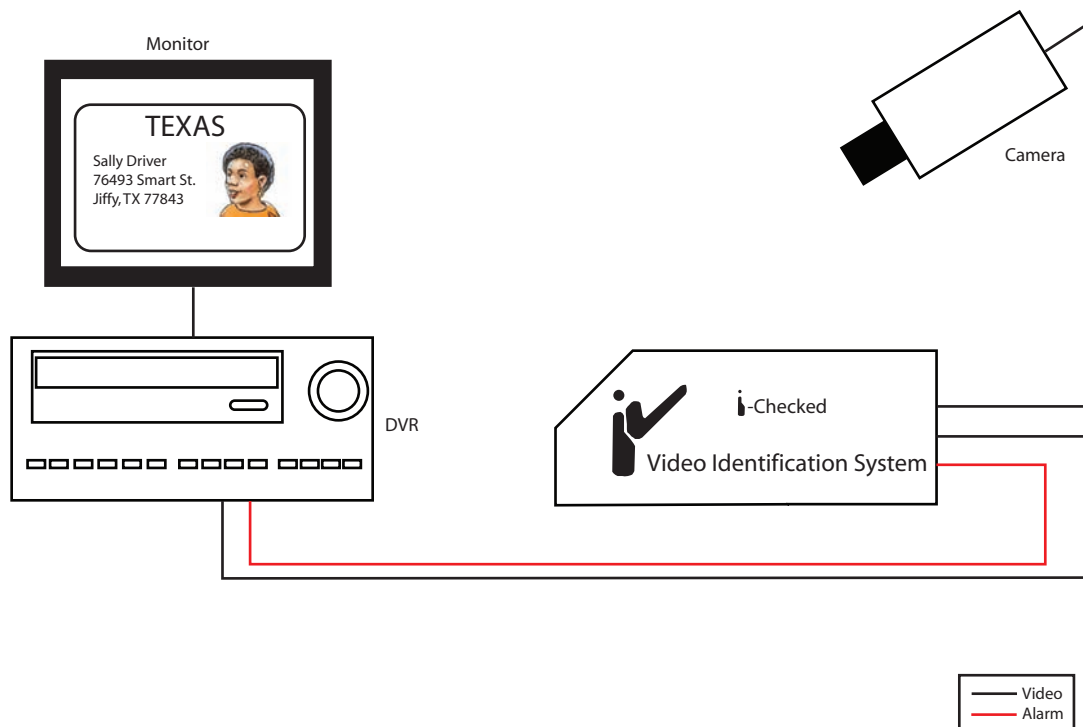
## I-Check

### Video Identification System

- Proves that I.D. was Checked
- Reduces Liability
- Forces Cashier / Employee to follow procedures
- Creates a log within video recording



During the normal course of sales should you sell liquor or cigarettes to someone who might be a minor, ask them for their I.D. Upon being handed their (for example) driver's license just slip it (photograph side up) into the "i-Checked." The green "OK" light will go out and the red "WAIT" light will come on. The picture of the driver's license will replace the normal picture from the surveillance camera for the time equal to the red "WAIT" light. When the green "OK" light comes back remove license from i-Check unit. The license can be checked and returned to the customer. The proof that you checked the I.D. is backed up on your DVR.





I-Check

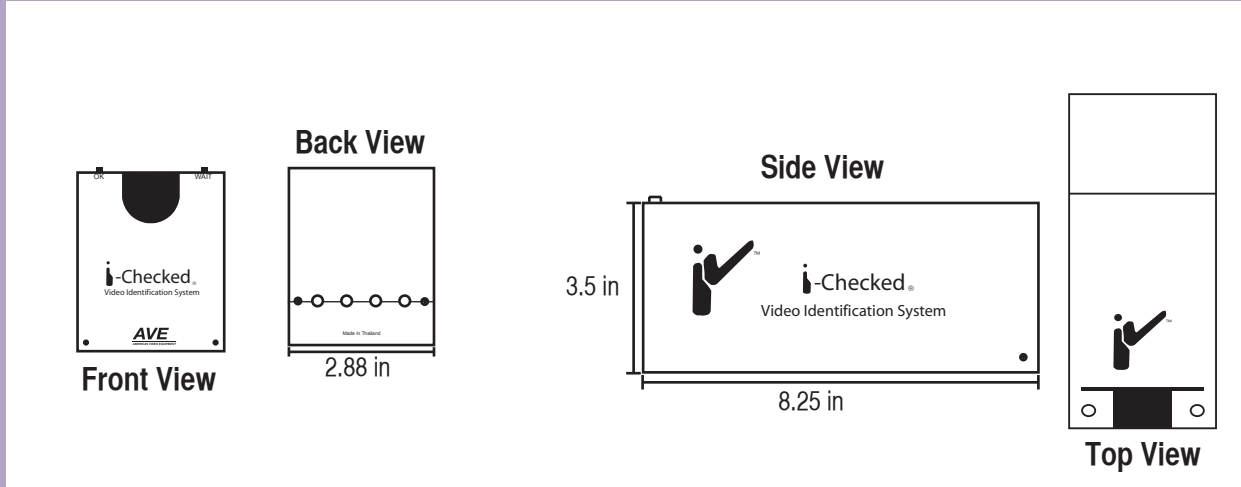
Please Note: You are still required to look at the I.D. to make sure that the age is legal for the product sold. The "I-Check" just backs up your word that you checked the I.D.

The I-check is ideal for the following businesses:

- Bars
- Night Clubs
- Cigarette Sales
- Liquor Sales
- Gun Sales
- Rental Car Counters
- Explosives Sales
- Fertilizer Sales

**Specifications**

<b>Power</b>	12VDC 270mA
<b>Dwell Time</b>	0 - 38 Seconds
<b>Dimensions</b>	208 mm x 74 mm x 91 mm
<b>Weight</b>	800gm
<b>Video Input</b>	1 VP-P 75 Ohm Terminated
<b>Video Output</b>	1 VP-P 75 Ohm Terminated





## Features:

- Automatic or manual detection of separate synchronize and composite synchronize of VGA Signal
- Multiple Inputs - Composite Video, Y/C and D sub computer
- High quality Horizontal and vertical scaling with 2D De-interlacing for display
- Video input support NTSC standard
- Built-in high precision Y/C input signal
- Video Out support auto termination (75 Ohms)
- Audio live-out function with stereo phone jack output
- Built-in 2W + 2W speaker
- Supports IR remote controller
- VESA standard bracket
- Wall mount capability



### 15" LCD Monitor

- Compatible with VGA (640 x 480), SVGA (800 x 600), XGA (1024 x 768)
- Support vertical refresh rate up to 75 Hz for VGA, SVGA, XGA
- LCD151-1 High Brightness of 250cd/m<sup>2</sup>
- LCD 151AV-1D/-3D with 3D comb filter
- High Contrast 400:1
- Wide viewing of 135°, vertical 160° horizontal (CH -151AV-3/-3D)
- Fast LCD response time of 12ms.

### 17" LCD Monitor

- Compatible with VGA (640 x 480), SVGA (800 x 600), XGA (1024 x 768), SXGA (1280x768)
- Support vertical refresh rate up to 75 Hz for VGA, SVGA, XGA (SXGA 60Hz)
- LCD171-1 High Brightness of 300cd/m<sup>2</sup>
- LCD 171AV-1D/-3D with 3D comb filter
- High Contrast 500:1
- Wide viewing of 140°, vertical 140° horizontal
- Fast LCD response time of 8ms.

### 19" LCD Monitor


- Compatible with VGA (640 x 480), SVGA (800 x 600), XGA (1024 x 768), SXGA (1280x768)
- Support vertical refresh rate up to 75 Hz for VGA, SVGA, XGA (SXGA 60Hz)
- LCD191-1 High Brightness of 300cd/m<sup>2</sup>
- LCD 191AV-1D/-3D with 3D comb filter
- High Contrast 700:1
- Wide viewing of 160°, vertical and 160° horizontal
- Fast LCD response time of 6ms.





## Specifications

Model	15" LCD	17" LCD	19" LCD
LCD Panel	15" TFT LCD	17" TFT LCD	19" TFT LCD
Display Colors	26M	16.2M	
Display Area	304.128x228.096mm	337.92x270.336mm	336.32x301.06mm
Resolution	1024 x 768 (XGA)	1280x1024 (SXGA)	
Brightness	250cd/m2	300cd/m2	
Contrast Ratio	500:1 typ.	500:1 typ.	700:1 typ.
Response Time	12ms (Tr + tf)	8ms (Tr + tf)	6ms (Tr + tf)
View Angle	L/R	± 80°	± 80°
	U/D	± 80° (up)/55° (down)	± 70° (up)/70° (down)
Comb Filter	2D/3D	2D/3D	2D/3D
Input Signal	1.0 Vp-p Composite — BNCx2 Input BNCx2 Output (Auto Termination) VGA — D-Sub 15pin Input S-Video — 4 Pin Min Din x 1 Input 4 Pin Min Din x 1 Output		
Audio In/Out	RCAx2 Set Input RCAx2 Set Output 2W2W/8ohm		
Operating	Power ON/OFF OSD control function		
Power Supply	W/Power Adapter in AC: AC 96 260V/50/60Hz Out: DC 12V 5A		
Power Consumption	1.5A/18W	2.5A/30W	3A/36W
Dimension	356.6x282.5x64.2	391x325.4x68.8	429.5x356x66.7
Weight	3.2 kg	4.5 kg	4.8 kg
Temperature	-10 ~ 50° C		
Humidity	20%~80%		





## Cables

A full list of cables is available on the compatibility list.



Triport M pictured

## Gender Changers

Gender Changers are available in DB9 male to male and female to female



## Isolator

The RS-232 Isolator safely connects two RS-232 devices without danger of ground loops and damaging surges.





## Hard Drives

Ave stocks the following sizes in hard drives

HDD 160	160 GB Hard Drive
HDD 250	250 GB Hard Drive
HDD 320	320 GB Hard Drive
HDD 400	400 GB Hard Drive
HDD 500	500 GB Hard Drive



## Camera Brackets

Pictured with Vandal Resistant Camera



State	Company	Phone Number
Alabama	ProRep Inc.	336-698-9100
Alaska		
Arizona	RD Kelly Sales Co.	310-318-8815
Arkansas		
Southern California	RD Kelly Sales Co.	310-318-8815
Northern California		
Colorado		
Connecticut	Integrated Marketing Solutions	781-593-7966
Delaware	Intelemed Marketing	518-877-0988
Florida	Gulf Atlantic Marketing Group	407-359-0525
Georgia	ProRep Inc.	336-698-9100
Hawaii	RD Kelly Sales Co.	310-318-8815
Idaho		
Illinois		
Indiana		
Iowa	R.L. Graham Associates	800-367-9639
Kansas	R.L. Graham Associates	800-367-9639
Kentucky		
Louisiana		
Maine	Integrated Marketing Solutions	603-673-6760
Maryland		
Massachusetts	Integrated Marketing Solutions	781-593-7966
Michigan		
Minnesota		
Mississippi		
Missouri	R.L. Graham Associates	800-367-9639
Montana		
Nebraska	R.L. Graham Associates	800-367-9639
Nevada	RD Kelly Sales Co.	310-318-8815
New Hampshire	Integrated Marketing Solutions	603-673-6760
New Jersey	Intelemed Marketing	856-461-0052
New Mexico		



State	Company	Phone Number
New York	Intelemed Marketing	631-665-3980
New York	Intelemed Marketing	914-944-0104
North Carolina	ProRep Inc.	336-698-9100
North Dakota		
Ohio		
Oklahoma		
Oregon		
Pennsylvania	Intelemed Marketing	610-252-6225
Rhode Island	Integrated Marketing Solutions	781-593-7966
South Carolina	ProRep Inc.	336-698-9100
South Dakota		
Tennessee	ProRep Inc.	336-698-9100
Texas		
Utah		
Vermont	Integrated Marketing Solutions	603-673-6760
Virginia		
Washington		
West Virginia		
Wisconsin		
Wyoming		
Canada	Company	Phone Number
Alberta		
British Columbia		
Manitoba		
New Brunswick	VL Marketing	514-586-7006
New Foundland	VL Marketing	514-586-7006
Nova Scotia	VL Marketing	514-586-7006
Ontario		
Prince Edward Island	VL Marketing	514-586-7006
Quebec	VL Marketing	514-586-7006
Saskatchewan		



## Glossary of Key Terms

- **ATM Interface** - is an electronic device that monitors transactions made on an ATM machine and superimposes or overlays this data on the video picture of the customer making the transaction.
- **Cash Register Interface** - is an electronic device that monitors transactions made on cash registers and superimposed or overlays the data on the video of the cash register.
- **CAT5** - is a twisted pair (4 twisted pairs in a single jacket) cable designed for high signal integrity.
- **Composite Video** - The Complete video signal consisting of the video information, the sync, pulse, and threshold reference signal.
- **DSL** - Deep Scattering layer; Digital Subscriber Line
- **Ethernet** - A system for connecting a number of computer systems to form a local area network, with protocols to control the passing of information and to avoid simultaneous transmission by two or more systems.
- **Exception** - Suspicious cash register or ATM transactions that are out of the ordinary and may indicate theft or fraud. Examples: NO SALE, VOID, REFUND, DISCOUNT, and EMPLOYEE SALE.
- **Exception Flagging** - The ability to generate an on-screen flag or indicator when an exception occurs.
- **Genlocking** - An electronic synchronization of two or more video signals to the same timing and color phase so they can be mixed and or switched through other appropriate equipment.
- **Ground Loop** - An unwanted electric current path in a circuit resulting in stray signals or interference, occurring , e.g., when two earthed points in the same circuit have different potentials.
- **Inventory Shrinkage** - Is the loss of products between point of manufacture to purchase from supplier and point of sale.
- **Loss Prevention** - Is used to describe a number of methods used to reduce the amount of all losses and shrinkage often related to retail trade.
- **Motion Jpeg** - Is an informal name for multimedia formats where each video frame or interlaced field of a digital video sequence is separately compressed as a Jpeg image.
- **MPEG4** - Is a collection of methods defining compression of audio and visual (AV) digital data.
- **Multiplexer** - is a device that performs multiplexing; it selects one of many analog or digital data sources and outputs that source into a single channel.
- **Network Switch** - is a computer networking device that connects network segments.
- **Parallel** - parallel communications format presents data in a parallel format to the receiver and then strobes the receiver when the data is ready. The receiver reads in the data and processes. This format is faster than serial communication since more than one bit is transferred per clock signal.
- **POS (Point of Sale)** - The place at which goods are retailed.




- **Post-Exception** - The ability to find suspicious transactions using a DVR or software application after they occur. Allows loss prevention staff to focus on only those transactions that meet specific criteria. Drastically reduces the amount of time it takes to review video.
- **Pre-Exception** - The ability to pre-define an exception and generate on-screen flags or hard alarms for DVR control when they occur. Drastically reduces the amount of time it takes to review video.
- **Remote Viewer** - Software application that allows user to access DVR via LAN, WAN. Some viewing software allows for full functional control of DVR.
- **Router** - a device that forwards data packets to the appropriate parts of a computer network.
- **RS-232** - a commonly used computer serial interface.
- **RS-485** - An OSI model physical layer electrical specification of a two-wire half-duplex, multipoint serial connection
- **Serial Communications** - Serial communications are simply a series of voltage or current changes which are translated into the binary equivalents of 1 or 0s.
- **Switcher** - a device that routes video and or audio signals to different sources.
- **Text Inserter** - A device that superimposes text on a video source.
- **Text search** - see Post-Exception
- **Till** - a cash register or drawer for money in a store,

bank, or restaurant.

- **Titler** - a type of text inserter that can superimpose a name or description on a video source.
- **Transformer** - an electric device that changes voltage in direct proportion to currents and inverse to the ratio of the number of turns of primary and secondary windings.
- **TTL** - a widely used technology for making integrated circuits.
- **Twisted Pair** - a cable composed of two small, insulated conductors twisted together. Since both wires have nearly equal exposure to any interference, unwanted noise is substantially reduced.
- **UTP** - Unshielded Twisted Pair
- **Video Motion Detection** - a system that detects motion in the video signal and generates a corresponding alarm. This can be accomplished by some cameras, multiplexers, and DVRs. This feature maximizes recording space by only recording while motion is detected.

Notes



---

---



---

---



---

---



---

---



---

---



---

---



---

---





Notes

Lined writing area consisting of 20 horizontal lines.



# General Policies and Terms and Conditions

Orders for stock items must be received before 4:00PM CST if you require same-day shipping. We will try to ship orders received after 4:00PM that day if possible, however all will be shipped the following day.

Please remember when ordering VSI interfaces that you must specify what device the VSI is to be used with. For Example: Qty 1 VSI-Pro - Gilbarco PCG-Site

Additionally, you must specify the register type when ordering Triport cables because there are different types for specific registers. We use triport as a generic part name, however there are several models. The VSI-Pro interfaces to several devices as well as several software versions which cover specific programs used. If you have a VSI in stock and a sale pending, please call us with the Register or device model number and the version of the VSI you have. We can tell you if the VSI will work for that specific device and if additional interfaces, modifications, or cabling are required.

AVE will accept faxed orders, and verbal telephone orders. Do not hesitate to call Product Support Department if you have any questions regarding products or policies with AVE.

## Return policy

American Video Equipment will only except returns on sold merchandise with approval from the AVE sales department. The following conditions apply:

1. Before sending any merchandise back to AVE you must obtain a return authorization.
2. Returns without prior authorization will be refused.
3. RMA numbers are good for 30 days from the date of issue
4. After 30 days the RA is invalid and the merchandise will be billed at full invoice price.
5. All returns must be made within 30 days from the original invoice date.
6. Absolutely no returns for credit or replacement after 30 days from the original invoice date.
7. Equipment must be returned in original packaging in like new condition.
8. All returned merchandise is subject to a minimum 15% restocking fee, depending on the condition of the merchandise upon inspection by our RA department.
9. if upon arrival at our office, the return merchandise is not in its original packaging, a \$75.00 repacking fee will be charged.

## Damage Claims

Claims for in transit damage must be filed directly with the carrier and always within 15 days after receipt of the shipment. **ONLY THE CONSIGNEE CAN FILE A CLAIM WITH THE CARRIER FOR DAMAGE DURING SHIPMENT.** Be sure to save all cartons and packaging material for the carrier as evidence of in transit damage. Do not ship merchandise back to our office without obtaining proper authorization. **IN TRANSIT DAMAGE IS NOT COVERED BY THE AVE WARRANTY. FREIGHT INSURANCE IS LIMITED.**

## Order Delivery Delay

AVE can not be held responsible for delays in shipment affected by reasons beyond our control. These reasons may include, but are not limited to: Material shortages, freight delays, work strikes, sabotage, forces of nature, etc.

## Warranty Return policy

Before sending any AVE product to the factory for warranty repair, the customer must obtain an RMA number. This number must appear on the outside of the box and on any documentation accompanying the warranty repair. When calling AVE for an RMA number, be prepared to give a complete description of the problem, the invoice number and the address to return repaired items to. When shipping the unit to AVE the following must apply:

1. The unit must be packed in the original shipping carton or in a similar package offering a similar degree of protection. Separate items such as power cords, remote controls, and transformers, these should be individually wrapped as they may cause scratching during transit.
2. Please include your name, telephone number, address, a copy of sales receipt, and a complete description of the inoperative functions.
3. Ship the product prepaid. AVE will pay for the return shipping.

American Video Equipment guarantees that its products are free from defects in workmanship and material during the warranty period. If any failure, resulting from either workmanship or material defects should occur under normal and proper usage within the stated below for each product from the original provable date of purchase, such failure should be repaired at no cost to the buyer for labor and parts if the defective product(s) is sent to AVE.

## All Products Except DVRs

During the Period of 24 months from the from the date of purchase, AVE will repair or replace (at our option) all necessary parts, except the outside cabinet trim, without charge for parts and labor required to make the repair.

This AVE warranty does not cover the following:

1. Products that are not paid for in full.
2. Products received without an RMA number, sales or delivery receipt showing date of purchase by original customer.
3. Damages caused by incorrect use, carelessness, unauthorized alterations, improper storage or unauthorized service installation or repairs.
4. Damages caused by fire, flood, lightning, vandalism, collision, acts of God, or other events beyond the control of AVE.
5. External parts such as case or key pad
- 6 Damages resulting from loss of use, loss of time or convenience, costs of temporary replacement units or spares, property damage caused by this unit or its failure to work, or any other incidental or consequential damages.
7. Hostile operating environments.
8. In transit damage claims, improper handling by carrier or post office.
9. Products or parts thereof which have had serial numbers removed, altered, or defaced.
10. Damage defect or failure caused by or resulting from the operation of the unit by incorrect voltages.
11. The use of components that do not meet AVE specifications.

**IMPORTANT:** This warranty is in lieu of all other warranties, guarantees or agreement weather expressed or implied and no person, dealer, or company is authorized to change, modify, or extend its terms in any manner whatsoever.

**American Video Equipment**

2000 W. Governors Circle  
Suite E.

Houston, TX 77092

Tel: 281-443-2300

Tel: 713-686-8409

Toll Free: 800-550-4464

Fax: 281-443-2300

Fax: 713-686-8509

E-mail: [infousa@aveusa.com](mailto:infousa@aveusa.com)

[www.aveusa.com](http://www.aveusa.com)

**AVE Multiview**

Unit 1C, The Potteries

Woodgreen Rd

Waltham Abbey

Essex EN9 3SA UK

Tel: 440-870-770-9323

Fax: 440-870-770-9363

E-mail: [ave-uk@multiview.net](mailto:ave-uk@multiview.net)

[www.multiview.net](http://www.multiview.net)

**AVE Thailand Co.**

147 Soi OnNut 44,

[Sampheengong Villa]

Sukhumvit 77 Rd., Suanluang,

Suanluang

Bangkok, 10250 Thailand

Tel: 66 2 331-9364

Fax: 66 2 331-9365

E-mail: [ave@avethailand.com](mailto:ave@avethailand.com)

[www.ave.co.th](http://www.ave.co.th) [Thai]

[www.avethailand.com](http://www.avethailand.com) [English]

# AVE

**AMERICAN VIDEO EQUIPMENT**